




Department of Water Management – 088

Fiscal Year 2023

Budget Recommendation Fact Sheet

\$384.4 mil
FY23 Proposed Budget

\$37.2 mil
More than
FY22 Budget 

 **2,483**
Budgeted
FTEs

291 FTEs
More than
FY22 Budget 

70.1% funded
with Water Fund

\$256.2 mil
Personnel

\$128.2 mil
Non-personnel

[Not Enough Available Data
To Estimate Vacancy Rate]

Department Overview

Budget Appropriations by Category

Appropriation Category	2022-Rev	2023	Change \$	Change %
00 - Personnel Services	\$227,403.7	\$256,161.0	\$28,757.4	12.6%
01 - Contractual Services	\$64,660.0	\$61,881.5	(\$2,778.5)	-4.3%
02 - Travel	\$127.5	\$127.5	\$0.0	0.0%
03 - Commodities and Materials	\$29,353.5	\$44,794.6	\$15,441.0	52.6%
04 - Equipment	\$3,489.4	\$3,843.4	\$354.0	10.1%
05 - Permanent Improvements	\$8,499.3	\$3,946.3	(\$4,553.0)	-53.6%
94 - Transfers and Reimbursements	\$13,596.6	\$13,596.1	(\$0.5)	-0.0%
Total Appropriation	\$347,130.1	\$384,350.5	\$37,220.4	10.7%

Amounts in Thousands

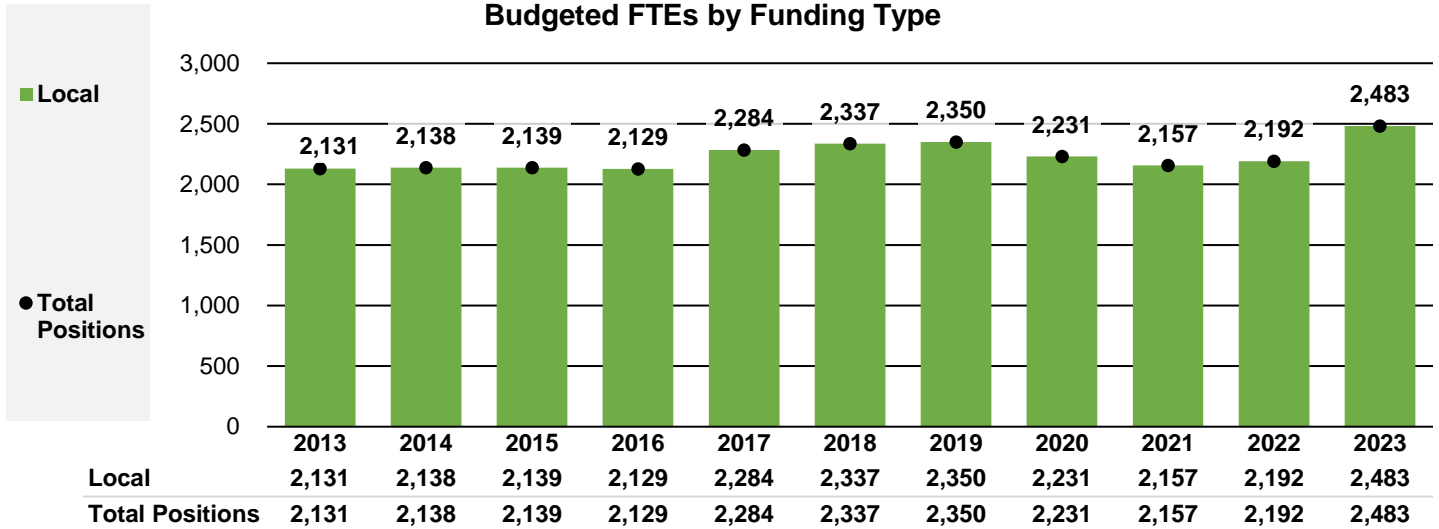
- The *2023 Budget Recommendation* appropriates **\$384.4 million** to the Department of Water Management (“DWM”), which is an increase of \$37.2 million, or 10.7%, from FY22’s revised budget.
- The appropriation categories driving the FY23 increase are Personnel and Commodities & Materials, which are increasing by \$28.76 million, or 12.6%, and \$15.44 million, or 52.6%, respectively, from the FY22 revised budget.
- The proposed FY23 Budget appropriates **2,483 Full-Time Equivalents (FTEs)** to DWM, which is an increase of 291 FTEs compared to FY22.
- The Bureau of Operations & Distribution receives a majority—52.8%—of DWM’s budget in FY23. The Bureau’s FY23 budget is \$202.8 million, which is \$28.3 million, or 16.2%, higher than FY22.

What’s New?

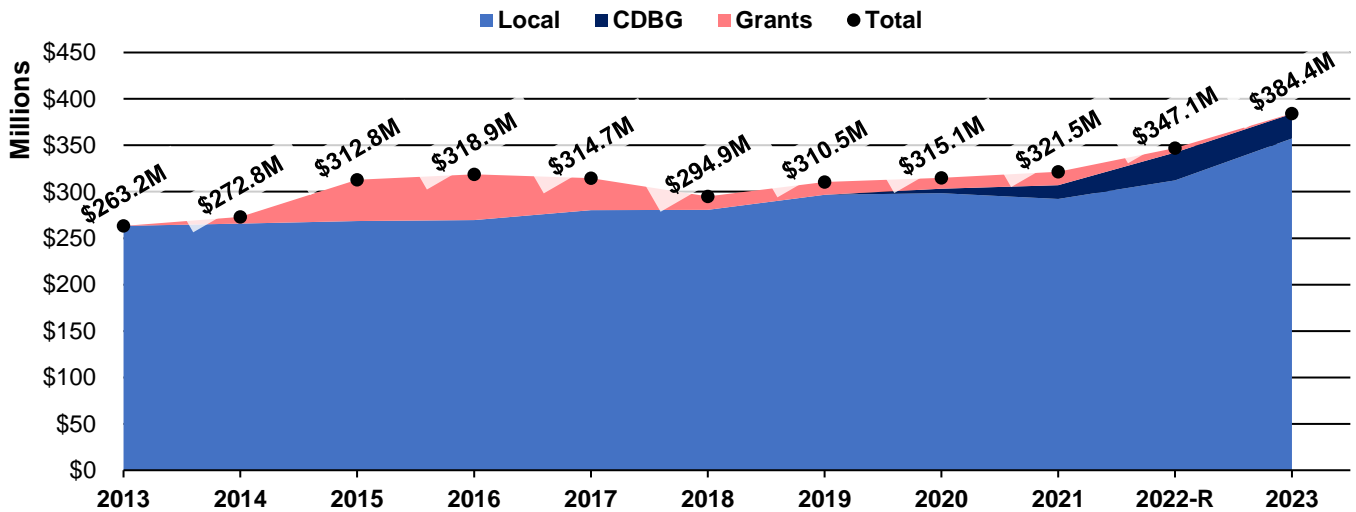
- New Personnel Position Titles (5)
 - **Attorney-Excluded** – 2 positions, \$193K added
 - **Programmer/Analyst** – 2 positions, \$141K added
 - **Accountant** – 1 position, \$59K added
 - **Equity Officer** – 1 position, \$76K added
 - **Training Director** – 1 position, \$76K added
- Eliminated Personnel Position Titles (7)
 - **Mechanical Engineer V** – 1 position, **(\$114K)** saved
 - **Attorney** – 1 position, **(\$94K)** saved
 - **Personal Computer Operator III** – 1 position, **(\$78K)** saved
 - **Accountant III** – 1 position, **(\$70K)** saved
 - **Policy Analyst** – 1 position, **(\$79K)** saved
 - **Program Analyst** – 1 position, **(\$65K)** saved
 - **Personal Computer Operator II** – 2 positions, **(\$142K)** saved

Historical

Budgeted FTEs by Funding Type



Budget Appropriations by Funding Type



Budget Appropriations by Funding Type	Ordinance		Revised	Proposed	2023 vs. 2022-R	
	2020	2021	2022-R	2023	Change \$	Change %
Funding Type						
Local						
200 - Water Fund	\$218,899.8	\$213,646.6	\$230,085.2	\$269,614.2	\$39,529.0	17.2%
314 - Sewer Fund	\$79,529.5	\$78,429.6	\$82,171.9	\$87,754.3	\$5,582.3	6.8%
Local Total	\$298,429.3	\$292,076.2	\$312,257.1	\$357,368.5	\$45,111.4	14.4%
Grants						
Grants Total	\$11,642.0	\$14,447.0	\$4,873.0	\$320.0	(\$4,553.0)	-93.4%
CDBGs						
CDBGs Total	\$5,000.0	\$15,000.0	\$30,000.0	\$26,662.0	(\$3,338.0)	-11.1%
Total Appropriation	\$315,071.3	\$321,523.2	\$347,130.1	\$384,350.5	\$37,220.4	10.7%

Amounts in Thousands