



# 2022 Data Academy: powerful data-driven community centered story-telling

**December 21, 2022**

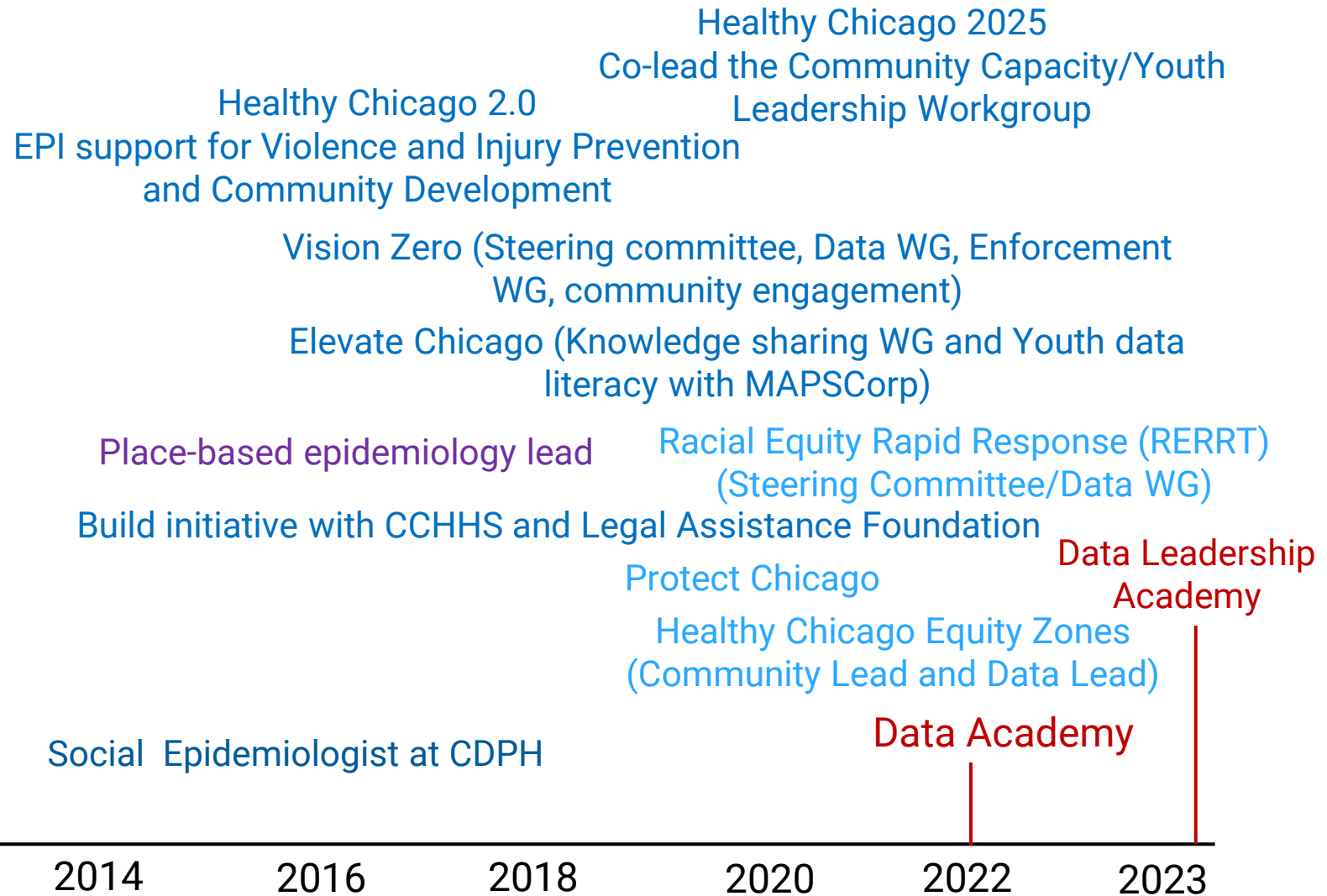
**Margarita Reina, MPH**  
**Senior Epidemiologist**  
**Behavioral Health Bureau**

# Background/Experience



## Gun violence survivor

- Volunteer interpreter in Public Health
- CAPS community organizer
- CCDPH Hispanic/Latino advisory council (community representative)
- Caseworker at CCDPH
- Case Management Coordinator, Erie Family Health Center
- MPH in EPI from UIC
- Epidemiologist at CDPH (Perinatal HIV)
- Maternal Child Health Epidemiologist at CDPH
- PhD EPI student at UIC
- TB Epidemiologist at CDPH

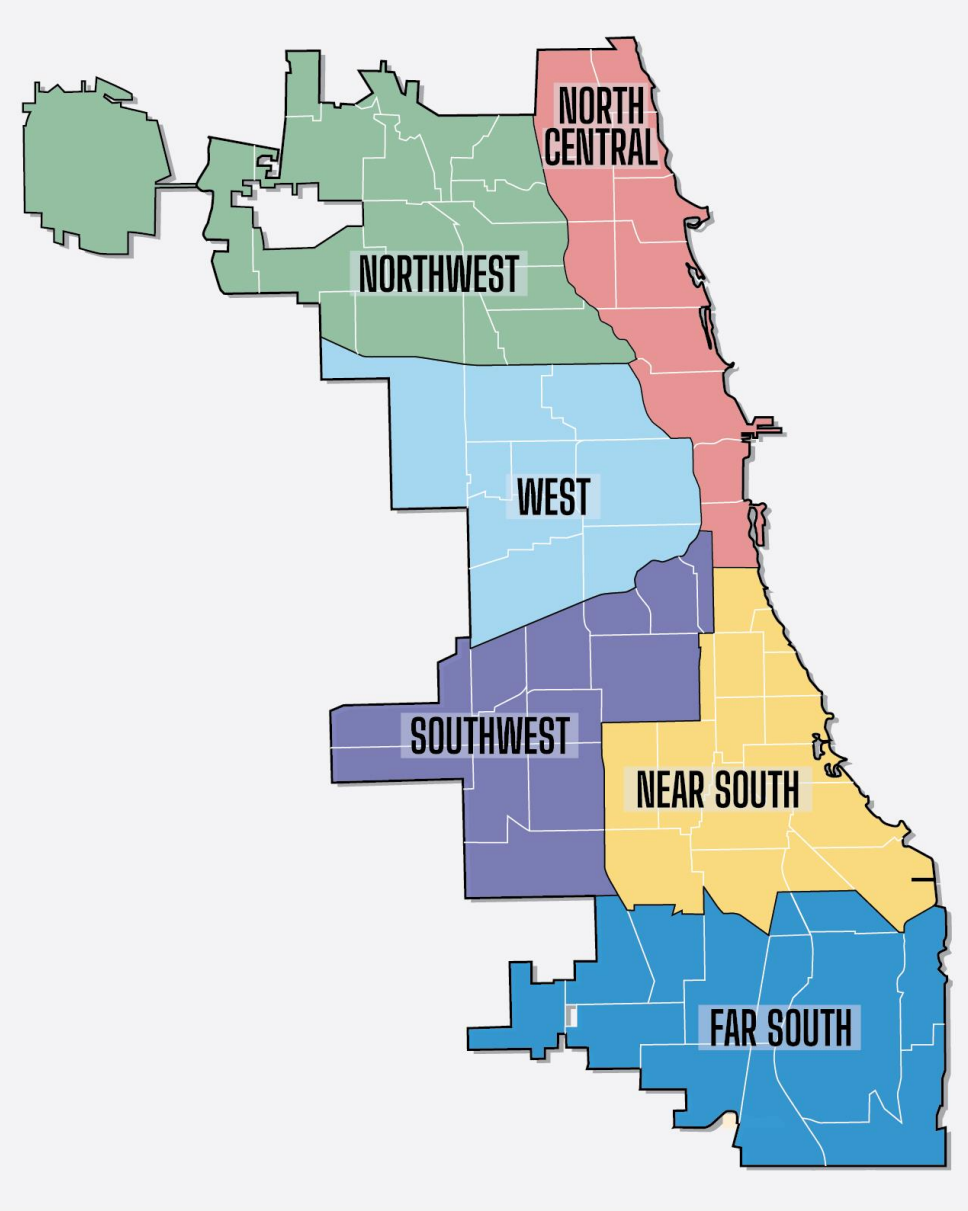


# The problem

In order to truly understand community determinants of health and improve health outcomes for all residents, Chicago Department of Public Health epidemiologists recognized the need to critically examine their practice.



# Healthy Chicago 2025 and Chicago Health Equity Zones (HCEZ)



## Improving data capacity for community leaders

- 6 fellows from each of the HCEZ Regional Leads (RL) organization
- 2-3 fellows from each HCEZ Community Lead (CL) organization
- 21 Data Academy fellows

# Data Academy Objectives

2022 Data Academy

## Improving data capacity at the community level

1. Access to hyper-local data
2. Use data to prioritize resources
3. Effectively communicate data findings
4. Learn to write research questions

CDPH- Office of Epidemiology

- ❖ Five 90-minute virtual ZOOM sessions
- ❖ Weekly 1-hour office hours on MS teams
- ❖ Final project presentation (in-person) to city leaders



# 2022 Data Academy Schedule



- Session 1 Friday, February 18<sup>th</sup>
- Session 2 Friday, March 11<sup>th</sup>
- Session 3 Friday, March 25<sup>th</sup>
- Session 4 Friday, April 22<sup>nd</sup>
- Session 5 Friday, May 6<sup>th</sup>
- Session 6 Friday, June 10<sup>th</sup>

**Office Hours (optional)**  
**Wednesdays 2-3PM**

# Data Academy Session objectives



## Session 1 objectives

- ❖ Getting to know each other
- ❖ Understanding equity from a community's perspective
- ❖ Accessing hyper-local data: Chicago Health Atlas and COVID-19 data

## Session 2 objectives

- ❖ Accessing hyper-local data: Census and Chicago Health Atlas
- ❖ Data tools: ESRI story maps for community engagement for data

## Session 3 objectives

- ❖ Accessing hyper-local data: Healthy Chicago Survey
- ❖ Flipping the Script: What we learned from a medical-legal partnership
- ❖ Final project guidelines

## Session 4 objectives

- ❖ Understanding violence and opioid overdose deaths
- ❖ Community Spotlight: Mom's Demand Action
- ❖ Building successful relationships in Community Policing
- ❖ Civilian Office of Police Accountability (COPA) presentation to community

## Session 5 objectives

- ❖ Using data for community-centered policy development
- ❖ Effective communication and messaging
- ❖ Civic Engagement/participatory budgeting/youth councils



# Data Academy Final Project



- Six groups are defined by Healthy Chicago Equity Zones (HCEZ)
- **10-minute presentation** on June 10<sup>th</sup>, last day of Data Academy
- Create research question for HCEZ: **Due on Wed April 27<sup>th</sup>**
- Data to support research question from Chicago Health Atlas
  - Maps, chart, scatterplots, etc.
- How can this research question help to improve health in your HCEZ?
- Submit PowerPoint slides: **Due on Fri June 3<sup>rd</sup>**
- Please utilize Data Academy Office Hours on **Wednesdays at 2-3pm**



# How can epidemiologists engage collectively with communities



- Build and sustain relationships with communities
- Hold meetings in communities
- Listen, listen, listen
- Co-lead

**Building equity in communities**

## The Spectrum of Community Engagement



Adapted from the IAP2 Public Participation Spectrum, developed by the International Association for Public Participation.

Note: Engagement activities can include community surveys, neighborhood outreach projects, partnerships with grassroots organizations, public meetings, and efforts to select community representatives

- There is more than just reporting health disparities
- Are we really addressing equity when collect, analyze and disseminate epidemiologic data?
- Empower communities, with data, to tell their story



# Perceptions vs. Reality



- “It will take too much time ... to involve communities”
- Epidemiologists don't belong in communities



# Be the change you wish to see in the world



# How to formulate a research question



- What's your topic?
- What do you want to know?
- What's available?
- What can you do with what's available?



# ★ How to answer a research question: Paint a picture

- Person, Place, Time
  - The Usual Suspects
    - Age
    - Gender
    - Race/Ethnicity
  - Location, Location, Location
    - How small can you get?
    - What's your area of interest?
  - When?



# Dissemination



- Make data available to communities so that can use it in their own efforts to advance health equity
- Use language that is respectful, honest, understandable and not inflammatory when framing dissemination messages
- Share an asset-based narrative. Recognize that it may not be helpful to share data describing problems that communities are already aware of
- Use data to mobilize communities and multi-sector partnerships
- Use data to leverage place-based successes/lessons learned into systems change









welcome // bienvenidos // witamy

أهلا بك // 欢迎 // hoan nghênh

ကြိုဆိုပါတယ်။ // bienvini // स्वागत हे

**Name**

**Pronouns**

**Organization**

**What do you do?**

**(Not necessarily your title....)**

**What's the best thing about your neighborhood that nobody knows ?!?!**



**CHICAGO**



## Community Spotlight: Mental Health Equity Assessment

**Arturo Carrillo, PhD**  
**Brighton Park Neighborhood Council**  
**Director of Health and Violence Prevention**



# The (new) Chicago Health Atlas

Access to hyper-local data in all Chicago communities

Democratizing Data for Public Health

**Sanjib Basu**

**Leslie Gates-Durr**

**University of Illinois Chicago**



UNIVERSITY OF  
**ILLINOIS CHICAGO**

School of Public Health

with huge input from  
**Margarita Reina**  
**CDPH**



We gratefully acknowledge support of The Ortho S.A. Sprague Memorial Institute

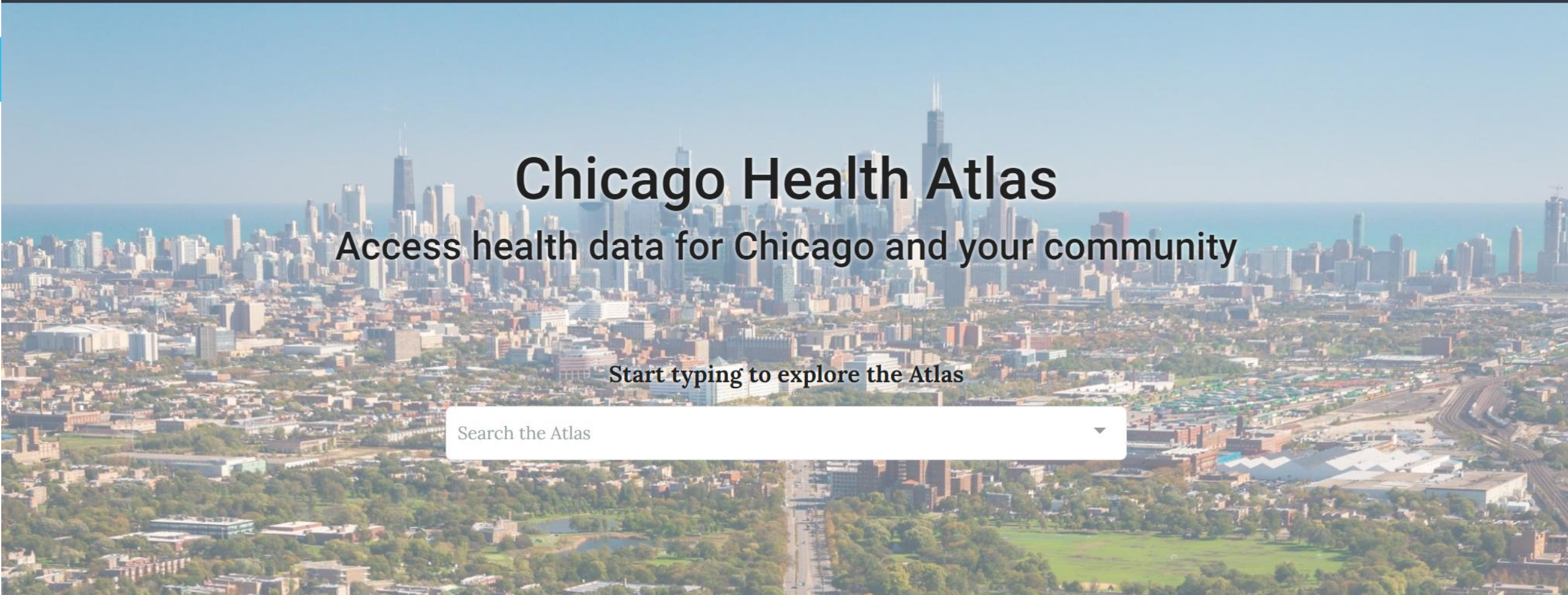


# Census Hidden Gems



**Ileana C. Serrano**  
**Data Dissemination Specialist**  
**Customer Liaison & Marketing Services Office/Dissemination and Training Branch**





# Chicago Health Atlas

Access health data for Chicago and your community

Start typing to explore the Atlas

## Quick Start

Select both a place and an indicator to launch a map or chart.

What place are you interested in?

What indicator do you want to explore?

# Selected 2022 Data Academy fellows

- Cindy Olivares, Chief of Staff  
ASI Home Care
- Lucy Flores, Director of Community Engagement  
Esperanza Health Centers
- Atara Young, Equity Specialist  
AB Young Consulting

You have to join me on Wednesday 11/16 at Noon CT to hear from this powerhouse panel! [Margarita Reina Lucia Flores Atara Young \(she/her\)](#) and [Cyndy O.](#) will share how they put [#data](#) into action in their [#community](#) [#leadership](#) [#impact](#) [#insighttoaction](#) [#publichealth](#) [#govtech](#) Register now!



Does data seem overwhelming at times? We get it. That's why our new webinar features real stories from community leaders like you who have become data experts. Register now. <https://lnkd.in/g/DhJMcW>



## Real Stories from Data-Driven Community Leaders



Webinar I  
November 16 @ 12pm CT





**Questions??**

**Contact:**

**[Margarita.Reina@cityofchicago.org](mailto:Margarita.Reina@cityofchicago.org)**

**312-747-9817**

