

Exhibit E
BAC North America Holdings
Executive Officers

Ellen Perrin, Assistant General Counsel

Shannon Lilly, Treasurer

Alastair Borthwick, President

Ross Jeffries, Secretary

Grace Martindell, Chief Financial Officer

Allison Gilliam, Assistant Secretary

Elizabeth Bodien, Assistant General Counsel

Exhibit E
NB Holdings Corporation
Executive Officers

Ellen Perrin, Assistant General Counsel

Shannon Lilly, Treasurer

Alastair Borthwick, President

Ross Jeffries, Secretary

Grace Martindell, Chief Financial Officer

Allison Gilliam, Assistant Secretary

Elizabeth Bodien, Assistant General Counsel

Gale Chang, Assistant Secretary

Colleen Johnson, Assistant Secretary


Stephen Yankauer, Chief Risk Officer

**Anti-Predatory Lending Pledge*
for Municipal Depositories**

We pledge that we are not and will not become a predatory lender as defined in Chapter 2-32 of the Municipal Code of Chicago. We further pledge that none of our affiliates is, and none of them will become, a predatory lender as defined in Chapter 2-32 of the Municipal Code of Chicago. We understand that becoming a predatory lender or becoming an affiliate of a predatory lender may result in the loss of our designation as a municipal depository.

Bank of America N.A.

Name of Financial Institution



Signature of Authorized Officer

Vice President

Title

Julie Conenna

Name of Authorized Officer (Print or Type)

312-904-8357

Business Telephone Number

Subscribed and sworn to before me this

14th day of November, 2022

Sabrina A. Rowlette Andrews

Notary Public



Date: 11/14/22

Name of transaction for which this certificate is submitted: _____

Contact Person: Julie Conenna

Address: 110 N. Wacker Drive

IL4-110-26-01

Chicago, IL 60606

Telephone: 312-904-8357

*The definitions of certain terms set forth in Chapter 2-32 of the Municipal Code of Chicago and used in the Anti-Predatory Lending Pledge are reproduced on the attached pages.


Loan Policy Pledge for Municipal Depositories

We pledge not to arbitrarily reject mortgage loans for residential properties within a specific geographic area in Chicago because of the location and/or age of the property, or in the case of proposed borrower to arbitrarily vary the terms of those loans or the application procedures for those loans on the basis of race, color, religion, national origin, age, sex, marital status, ancestry, sexual orientation, parental status, source of income, disability or military discharge status. In addition, we pledge to make loans available to low- and moderate-income residential property in the neighborhoods of the City of Chicago within the limits of our legal restriction and prudent financial practices.

We understand that arbitrarily rejecting or varying the terms and/or application procedures of mortgage loans on the basis of the factors listed above may result in the lost of our designation as a municipal depository.

Bank of America N.A.

Name of Financial Institution



Signature of Authorized Officer

Vice President

Title

Julie Conenna

Name of Authorized Officer (Print or Type)

312-904-8357


Business Telephone Number

Subscribed and sworn to before me this

14th day of November, 2022

Sabrina A. Rowlette-Andrews

Notary Public



Date: 11/14/22

Name of transaction for which this certificate is submitted: _____

Contact Person: Julie Conenna

Address: 110 N. Wacker Drive

IL4-110-26-01

Chicago, IL 60606

Telephone: 312-904-8357

**AFFIDAVIT OF COMMITMENT TO COMMUNITY REINVESTMENT,
RESPONSIBILITY AND TRANSPARENCY
CITY OF CHICAGO OFFICE OF THE COMPTROLLER**

I, Julie Conenna, a duly authorized representative of Bank of America, N.A. represent and say as follows:

That for the purpose of becoming an eligible depository for active deposits of the City of Chicago, the undersigned Affiant states that it will use reasonable efforts to provide lending, financing, and banking opportunities as a commitment of community reinvestment to Chicago's low and moderate income (LMI) communities; Affiant states that such reasonable efforts shall include, but are not limited to:

- A. Assignment of identifiable personnel to answer and respond to questions, concerns and inquiries by the citizens of Chicago, City Treasurer, City Comptroller, and the City Council regarding financial services, investment and lending products, services and related issues, including the Community Reinvestment Act (CRA) of 1977;
- B. Cooperate with and support non-profit neighborhood development/redevelopment organizations in the implementation of "neighborhood economic development" strategies that focus on revitalization of communities that are more locally focused where an institution has a branch or market presence;
- C. Commit to affirmatively market and make available banking services throughout Chicago's low and moderate income communities, by not meeting this commitment only through the installation of ATM distribution centers, but also by opening and/or maintaining branch locations within those communities;
- D. Prepare an annual report of CRA activities, presented to the Comptroller, the Treasurer, and the City Council, that is made publicly available, demonstrating investment in all Chicago Communities, as well as reinvestment in LMI communities of Chicago, by community area that includes the number of loans and amount of loans in the following (6) categories:
 1. Home Purchase within LMI communities;
 2. Refinancing within LMI communities;
 3. Home Improvement;
 4. Small Business Loans (to companies with revenues under \$1 Million);
 5. Community Development Loans including multi-family lending; and
 6. Community Development Investments to eligible Community Development Financial Institutions (CDFI) and other community intermediaries to further the goals of an institution to meet its obligations to the Community Reinvestment Act of 1977 and this Affidavit.

Such a Municipal Depository annual CRA report will include, by community area, the number of mortgage loans originated and other strategies to minimize the impact of foreclosure and neighborhood instability.

- E. An institution acknowledges that failure to comply with this Affidavit may result in discontinued status as a municipal depository.

Signed: _____



Dated: 11/14/22

Print Name: Julie Conenna

Title: Vice President



November 14, 2022

Reshma Soni
City Comptroller
City of Chicago
Department of Finance
121 N. LaSalle Street 7th floor
Chicago IL 60602

Dear Reshma:

Bank of America N.A. (the "Bank") appreciates this opportunity to participate in the current Request for Proposal for Designation as a 2023 Municipal Depository for City of Chicago and Chicago Board of Education Funds. We have collected the requested information and we will gladly make ourselves available to answer any questions you might have about the Bank or the data provided.

We acknowledge receipt of Addendum #1, Addendum #2, Addendum #3, Addendum #4 and Addendum #5.

Please note that the information herein and the enclosed materials are being submitted solely for use by the City of Chicago Department of Finance in connection with the 2022 RFP. Much of the requested information is proprietary customer information and is not available to the general public. We request that this letter and the enclosed documents be treated as proprietary and confidential by the Chicago Department of Finance.

Sincerely,

A handwritten signature in black ink, appearing to read "Julie Conenna", with a long horizontal flourish extending to the right.


Julie Conenna
Client Manager
Bank of America N.A.
110 N Wacker Dr
Chicago, IL 60606-1511
312.904.8357
julie.conenna@bofa.com






Chicago

Illinois

July 1, 2022, update

bankofamerica.com/chicago

 @BankofAmerica

| | | | | |
|---|---|--|---|---|
|  5,220 Local employees |  135 Financial centers |  464 ATMs |  13 Merrill® offices |  1 Bank of America Private Bank office |
|---|---|--|---|---|

Business lending

Small business



\$436 million

Loans to small business

Credit extended to businesses that generally have annual revenues of less than \$5 million.

Commercial business



\$13 billion

Loans to commercial business

Credit extended to businesses that generally have annual revenues of \$5 million to \$2 billion.

Personal banking and investing



\$48 billion

Total FDIC deposits*



\$1.6 billion

Home loans**



\$30 billion

Bank of America Private Bank client balances***



\$88 billion

Merrill client balances***

*Total deposits within this market as of June 30, 2021, which may be inclusive of Consumer, Global Wealth & Investment Management (GWIM), Global Banking and Global Markets deposits.

**Home loan dollars reflect a rolling 12-month total of first mortgage loan production figures including Consumer Banking and GWIM.

***Global Wealth and Investment Management (GWIM), the wealth and investment management division of Bank of America, includes Bank of America Private Bank and Merrill. GWIM Client Balances consists of assets under management of GWIM entities, brokerage assets, and assets in custody of GWIM entities.

Community support

Grants and matching gifts¹ (since 2017)



\$42 million

Advancing economic mobility in the communities we serve, including creating opportunities for people of color. The Bank of America Charitable Foundation provides grants and matching gifts on behalf of employees.¹

Employee giving and volunteerism¹ (since 2017)



\$6.8 million

Total contribution by employees donated to local nonprofits and community needs. A portion of this amount was matched by the Bank of America Charitable Foundation.



214K hours

Employee volunteer hours contributed locally as part of our annual goal of giving 2 million volunteer hours across the company. #BofAVolunteers

¹Community support amounts represent a cumulative five-year period of contributions; 20 quarters from fact-sheet date.

The power of local connections

At Bank of America, we have leading capabilities across all our businesses and a strategy that is focused on connecting our capabilities to deliver for our customers and clients. In every situation, we're committed to growing responsibly and sustainably — ensuring everything we do aligns to our purpose of helping people live better financial lives.

- Families can have the tools and support they need to live more successful financial lives.
- Neighborhoods can be built on a solid foundation of responsible home lending and economic development.
- Businesses, small and large, can benefit from our financial and intellectual capital.
- And the organizations, nonprofits and companies addressing society's toughest problems can have the resources and expertise of the company and the efforts of our over 200,000 employees behind them.

In each market, we strive to connect everything our company offers to our clients' personal and financial goals so we can provide tailored solutions to fit their needs. It's how we make this large company personal and how we help our customers, clients and communities thrive.

Neighborhood Builders®

Through Neighborhood Builders®, we're advancing community sustainability by equipping organizations and their leaders with tools and resources to do more, including funding and leadership development workshops.

- Back of the Yards Neighborhood Council
- Lawndale Christian Development Corporation

Rita S. Cook
President, Chicago (rita.cook@bofa.com)

Priya B. Sadarangani
Market Executive (priya.bhupathi@bofa.com)

Federal Financial Institutions Examination Council



Consolidated Reports of Condition and Income for A Bank With Domestic and Foreign Offices - FFIEC 031

| | |
|-------------------------|--|
| Institution Name | BANK OF AMERICA, NATIONAL ASSOCIATION |
| City | CHARLOTTE |
| State | NC |
| Zip Code | 28202 |
| Call Report Report Date | 6/30/2022 |
| Report Type | 031 |
| RSSD-ID | 480228 |
| FDIC Certificate Number | 3510 |
| OCC Charter Number | 13044 |
| ABA Routing Number | 53000196 |
| Last updated on | 9/19/2022 |



Consolidated Reports of Condition and Income for A Bank With Domestic and Foreign Offices - FFIEC 031

Report at the close of business June 30, 2022

This report is required by law: 12 U.S.C. §324 (State member banks); 12 U.S.C. §1817 (State non member banks); 12 U.S.C. §161 (National banks); and 12 U.S.C. §1464 (Savings associations).

(20220630)
(RCON 9999)

Unless the context indicates otherwise, the term "bank" in this report form refers to both banks and savings associations.

NOTE: Each bank's board of directors and senior management are responsible for establishing and maintaining an effective system of internal control, including controls over the Reports of Condition and Income. The Reports of Condition and Income are to be prepared in accordance with federal regulatory authority instructions. The Reports of Condition and Income must be signed by the Chief Financial Officer (CFO) of the reporting bank (or by the individual performing an equivalent function) and attested to by not less than two directors (trustees) for state non member banks and three directors for state member banks, national banks, and savings associations.

I, the undersigned CFO (or equivalent) of the named bank, attest that the Reports of Condition and Income (including the supporting

schedules) for this report date have been prepared in conformance with the instructions issued by the appropriate Federal regulatory authority and are true and correct to the best of my knowledge and belief.

We, the undersigned directors (trustees), attest to the correctness of the Reports of Condition and Income (including the supporting schedules) for this report date and declare that the Reports of Condition and Income have been examined by us and to the best of our knowledge and belief have been prepared in conformance with the instructions issued by the appropriate Federal regulatory authority and are true and correct.

Signature of Chief Financial Officer (or Equivalent)

Director (Trustee)

Date of Signature

Director (Trustee)

Director (Trustee)

Submission of Reports

Each bank must file its Reports of Condition and Income (Call Report) data by either:

- (a) Using computer software to prepare its Call Report and then submitting the report data directly to the FFIEC's Central Data Repository (CDR), an Internet-based system for datacollection (<https://cdr.ffiec.gov/cdr/>), or
- (b) Completing its Call Report in paper form and arranging with a software vendor or another party to convert the data in to the electronic format that can be processed by the CDR. The software vendor or other party then must electronically submit the bank's data file to the CDR.

For technical assistance with submissions to the CDR, please contact the CDR Help Desk by telephone at (888) CDR-3111, by fax at (703) 774-3946, or by e-mail at CDR.Help@cdr.ffiec.gov.

FDIC Certificate Number **3510** (RSSD 9050)

To fulfill the signature and attestation requirement for the Reports of Condition and Income for this report date, attach your bank's completed signature page (or a photocopy or a computer generated version of this page) to the hard-copy record of the data file submitted to the CDR that your bank must place in its files.

The appearance of your bank's hard-copy record of the submitted data file need not match exactly the appearance of the FFIEC's sample report forms, but should show at least the caption of each Call Report item and the reported amount.

BANK OF AMERICA, NATIONAL ASSOCIATION

Legal Title of Bank (RSSD 9017)

CHARLOTTE

City (RSSD 9130)

NC

State Abbreviation (RSSD 9200)

28202

Zip Code (RSSD 9220)

The estimated average burden associated with this information collection is 50.4 hours per respondent and is estimated to vary from 20 to 775 hours per response, depending on individual circumstances. Burden estimates include the time for reviewing instructions, gathering and maintaining data in the required form, and completing the information collection, but exclude the time for compiling and maintaining business records in the normal course of a respondent's activities. A Federal agency may not conduct or sponsor, and an organization (or a person) is not required to respond to a collection of information, unless it displays a currently valid OMB control number. Comments concerning the accuracy of this burden estimate and suggestions for reducing this burden should be directed to the Office of Information and Regulatory Affairs, Office of Management and Budget, Washington, DC 20503, and to one of the following: Secretary, Board of Governors of the Federal Reserve System, 20th and C Streets, NW, Washington, DC 20551; Legislative and Regulatory Analysis Division, Office of the Comptroller of the Currency, Washington, DC 20219; Assistant Executive Secretary, Federal Deposit Insurance Corporation, Washington, DC 20429.

Consolidated Reports of Condition and Income for A Bank With Domestic and Foreign Offices - FFIEC 031

Table of Contents

| | | | |
|--|----|--|----|
| Signature Page..... | 1 | Schedule RC-C Part I - Loans and Leases(Form Type - 031)..... | 24 |
| Table of Contents..... | 2 | Schedule RC-C Part II - Loans to Small Businesses and Small Farms(Form Type - 031)..... | 29 |
| Emergency Contact Information..... | 4 | Schedule RC-D - Trading Assets and Liabilities(Form Type - 031)..... | 30 |
| Contact Information for the Reports of Condition and Income..... | 4 | Schedule RC-E Part I - Deposits in Domestic Offices(Form Type - 031)..... | 32 |
| Emergency Contact Information..... | 5 | Schedule RC-E Part II - Deposits in Foreign Offices including Edge and Agreement subsidiaries and IBFs(Form Type - 031)..... | 34 |
| Bank Demographic Information(Form Type - 031)..... | 6 | Schedule RC-F - Other Assets(Form Type - 031)..... | 35 |
| Contact Information(Form Type - 031)..... | 6 | Schedule RC-G - Other Liabilities(Form Type - 031)..... | 36 |
| Schedule RI - Income Statement(Form Type - 031)..... | 8 | Schedule RC-H - Selected Balance Sheet Items for Domestic Offices(Form Type - 031)..... | 37 |
| Schedule RI-A - Changes in Bank Equity Capital(Form Type - 031)..... | 11 | Schedule RC-I - Assets and Liabilities of IBFs(Form Type - 031)..... | 38 |
| Schedule RI-B Part I - Charge-offs and Recoveries on Loans and Leases(Form Type - 031)..... | 12 | Schedule RC-K - Quarterly Averages(Form Type - 031)..... | 38 |
| Schedule RI-B Part II - Changes in Allowances for Credit Losses(Form Type - 031)..... | 13 | Schedule RC-L - Derivatives and Off-Balance Sheet Items(Form Type - 031)..... | 39 |
| Schedule RI-C Part I - Disaggregated Data on the Allowance for Loan and Lease Losses(Form Type - 031)..... | 14 | Schedule RC-M - Memoranda(Form Type - 031)..... | 43 |
| Schedule RI-C Part II - Disaggregated Data on the Allowances for Credit Losses(Form Type - 031)..... | 15 | Schedule RC-N - Past Due and Nonaccrual Loans Leases and Other Assets(Form Type - 031)..... | 47 |
| Schedule RI-D - Income from Foreign Offices(Form Type - 031)..... | 15 | Schedule RC-O - Other Data for Deposit Insurance and FICO Assessments(Form Type - 031)..... | 50 |
| Schedule RI-E - Explanations (Form Type - 031)..... | 16 | Schedule RC-P - 1-4 Family Residential Mortgage Banking Activities in Domestic Offices(Form Type - 031)..... | 54 |
| Schedule RC - Balance Sheet(Form Type - 031)..... | 19 | | |
| Schedule RC-A - Cash and Balances Due From Depository Institutions(Form Type - 031)..... | 20 | | |
| Schedule RC-B - Securities(Form Type - 031)..... | 21 | | |

For information or assistance, national banks, state nonmember banks, and savings associations should contact the FDIC's Data Collection and Analysis Section, 550 17th Street, NW, Washington, DC 20429, toll free on (800) 688-FDIC(3342), Monday through Friday between 8:00 a.m. and 5:00 p.m., Eastern Time. State member banks should contact their Federal Reserve District Bank.

| | |
|--|----|
| Schedule RC-Q - Assets and Liabilities Measured at Fair Value on a Recurring Basis(Form Type - 031)..... | 54 |
| Schedule RC-R Part I - Regulatory Capital Components and Ratios(Form Type - 031)..... | 59 |
| Schedule RC-R Part II - Risk-Weighted Assets(Form Type - 031)..... | 63 |
| Schedule RC-S - Servicing Securitization and Asset Sale Activities(Form Type - 031)..... | 73 |
| Schedule RC-T - Fiduciary and Related Services(Form Type - 031)..... | 74 |
| Schedule RC-V - Variable Interest Entities(Form Type - 031)..... | 76 |
| Optional Narrative Statement Concerning the Amounts Reported in the Consolidated Reports of Condition and Income(Form Type - 031)..... | 77 |

For information or assistance, national banks, state nonmember banks, and savings associations should contact the FDIC's Data Collection and Analysis Section, 550 17th Street, NW, Washington, DC 20429, toll free on (800) 688-FDIC(3342), Monday through Friday between 8:00 a.m. and 5:00 p.m., Eastern Time. State member banks should contact their Federal Reserve District Bank.

Contact Information for the Reports of Condition and Income

To facilitate communication between the Agencies and the bank concerning the Reports of Condition and Income, please provide contact information for (1) the Chief Financial Officer (or equivalent) of the bank signing the reports for this quarter, and (2) the person at the bank—other than the Chief Financial Officer (or equivalent)—to whom questions about the reports should be directed. If the Chief Financial Officer (or equivalent) is the primary contact for questions about the reports, please provide contact information for another person at the bank who will serve as a secondary contact for communications between the Agencies and the bank concerning the Reports of Condition and Income. Enter “none” for the contact’s e-mail address or fax number if not available. Contact information for the Reports of Condition and Income is for the confidential use of the Agencies and will not be released to the public.

Chief Financial Officer (or Equivalent) Signing the Reports

CONF
Name (TEXT C490)

CONF
Title (TEXT C491)

CONF
E-mail Address (TEXT C492)

CONF
Area Code / Phone Number / Extension (TEXT C493)

CONF
Area Code / FAX Number (TEXT C494)

Other Person to Whom Questions about the Reports Should be Directed

CONF
Name (TEXT C495)

CONF
Title (TEXT C496)

CONF
E-mail Address (TEXT 4086)

CONF
Area Code / Phone Number / Extension (TEXT 8902)

CONF
Area Code / FAX Number (TEXT 9116)

Emergency Contact Information

This information is being requested so the Agencies can distribute critical, time-sensitive information to emergency contacts at banks. Please provide primary contact information for a senior official of the bank who has decision-making authority. Also provide information for a secondary contact if available. Enter “none” for the contact’s e-mail address or fax number if not available. Emergency contact information is for the confidential use of the Agencies and will not be released to the public.

Primary Contact

CONF
Name (TEXT C366)

CONF
Title (TEXT C367)

CONF
E-mail Address (TEXT C368)

CONF
Area Code / Phone Number / Extension (TEXT C369)

CONF
Area Code / FAX Number (TEXT C370)

Secondary Contact

CONF
Name (TEXT C371)

CONF
Title (TEXT C372)

CONF
E-mail Address (TEXT C373)

CONF
Area Code / Phone Number / Extension (TEXT C374)

CONF
Area Code / FAX Number (TEXT C375)

USA PATRIOT Act Section 314(a) Anti-Money Laundering

Contact Information

This information is being requested to identify points-of-contact who are in charge of your bank's USA PATRIOT Act Section 314(a) information requests. Bank personnel listed could be contacted by law enforcement officers or the Financial Crimes Enforcement Network (FinCEN) for additional information related to specific Section 314(a) search requests or other anti-terrorist financing and anti- money laundering matters. Communications sent by FinCEN to the bank for purposes other than Section 314(a) notifications will state the intended purpose and should be directed to the appropriate bank personnel for review. Any disclosure of customer records to law enforcement officers or FinCEN must be done in compliance with applicable law, including the Right to Financial Privacy Act (12 U.S.C. 3401 et seq.).

Please provide information for a primary and secondary contact. Information for a third and fourth contact may be provided at the bank's option. Enter "none" for the contact's e-mail address if not available. This contact information is for the confidential use of the Agencies, FinCEN, and law enforcement officers and will not be released to the public.

Primary Contact

CONF
Name (TEXT C437)

CONF
Title (TEXT C438)

CONF
E-mail Address (TEXT C439)

CONF
Area Code / Phone Number / Extension (TEXT C440)

Secondary Contact

CONF
Name (TEXT C442)

CONF
Title (TEXT C443)

CONF
E-mail Address (TEXT C444)

CONF
Area Code / Phone Number / Extension (TEXT 8902)

Third Contact

CONF
Name (TEXT C870)

CONF
Title (TEXT C871)

CONF
E-mail Address (TEXT C368)

CONF
Area Code / Phone Number / Extension (TEXT C873)

Fourth Contact

CONF
Name (TEXT C875)

CONF
Title (TEXT C876)

CONF
E-mail Address (TEXT C877)

CONF
Area Code / Phone Number / Extension (TEXT C878)

Bank Demographic Information(Form Type - 031)

Dollar amounts in thousands

| | | | |
|---|----------|----------------------|----|
| 1. Reporting date..... | RCON9999 | 20220630 | 1. |
| 2. FDIC certificate number..... | RSSD9050 | 3510 | 2. |
| 3. Legal title of bank..... | RSSD9017 | Click here for value | 3. |
| 4. City..... | RSSD9130 | Charlotte | 4. |
| 5. State abbreviation..... | RSSD9200 | NC | 5. |
| 6. Zip code..... | RSSD9220 | 28255 | 6. |
| 7. Legal Entity Identifier (LEI) (Report only if your institution already has an LEI.)..... | RCON9224 | Click here for value | 7. |

(RCON9224) B4TYDEB6GKMZO031MB27

(RSSD9017) Bank of America, NA

Contact Information(Form Type - 031)

Dollar amounts in thousands

| | | | |
|---|----------|------|--------|
| 1. Contact Information for the Reports of Condition and Income | | | 1. |
| a. Chief Financial Officer (or Equivalent) Signing the Reports | | | 1.a. |
| 1. Name..... | TEXTC490 | CONF | 1.a.1. |
| 2. Title..... | TEXTC491 | CONF | 1.a.2. |
| 3. E-mail Address..... | TEXTC492 | CONF | 1.a.3. |
| 4. Telephone..... | TEXTC493 | CONF | 1.a.4. |
| 5. FAX..... | TEXTC494 | CONF | 1.a.5. |
| b. Other Person to Whom Questions about the Reports Should be Directed | | | 1.b. |
| 1. Name..... | TEXTC495 | CONF | 1.b.1. |
| 2. Title..... | TEXTC496 | CONF | 1.b.2. |
| 3. E-mail Address..... | TEXT4086 | CONF | 1.b.3. |
| 4. Telephone..... | TEXT8902 | CONF | 1.b.4. |
| 5. FAX..... | TEXT9116 | CONF | 1.b.5. |
| 2. Person to whom questions about Schedule RC-T - Fiduciary and Related Services should be directed | | | 2. |
| a. Name and Title..... | TEXTB962 | CONF | 2.a. |
| b. E-mail Address..... | TEXTB926 | CONF | 2.b. |
| c. Telephone..... | TEXTB963 | CONF | 2.c. |
| d. FAX..... | TEXTB964 | CONF | 2.d. |
| 3. Emergency Contact Information | | | 3. |
| a. Primary Contact | | | 3.a. |
| 1. Name..... | TEXTC366 | CONF | 3.a.1. |
| 2. Title..... | TEXTC367 | CONF | 3.a.2. |
| 3. E-mail Address..... | TEXTC368 | CONF | 3.a.3. |
| 4. Telephone..... | TEXTC369 | CONF | 3.a.4. |
| 5. FAX..... | TEXTC370 | CONF | 3.a.5. |
| b. Secondary Contact | | | 3.b. |
| 1. Name..... | TEXTC371 | CONF | 3.b.1. |
| 2. Title..... | TEXTC372 | CONF | 3.b.2. |
| 3. E-mail Address..... | TEXTC373 | CONF | 3.b.3. |
| 4. Telephone..... | TEXTC374 | CONF | 3.b.4. |
| 5. FAX..... | TEXTC375 | CONF | 3.b.5. |
| 4. USA PATRIOT Act Section 314(a) Anti-Money Laundering Contact Information | | | 4. |
| a. Primary Contact | | | 4.a. |

Dollar amounts in thousands

| | | | |
|--|----------|-------------|--------|
| 1. Name..... | TEXTC437 | CONF | 4.a.1. |
| 2. Title..... | TEXTC438 | CONF | 4.a.2. |
| 3. E-mail Address..... | TEXTC439 | CONF | 4.a.3. |
| 4. Telephone..... | TEXTC440 | CONF | 4.a.4. |
| b. Secondary Contact | | | 4.b. |
| 1. Name..... | TEXTC442 | CONF | 4.b.1. |
| 2. Title..... | TEXTC443 | CONF | 4.b.2. |
| 3. E-mail Address..... | TEXTC444 | CONF | 4.b.3. |
| 4. Telephone..... | TEXTC445 | CONF | 4.b.4. |
| c. Third Contact | | | 4.c. |
| 1. Name..... | TEXTC870 | CONF | 4.c.1. |
| 2. Title..... | TEXTC871 | CONF | 4.c.2. |
| 3. E-mail Address..... | TEXTC872 | CONF | 4.c.3. |
| 4. Telephone..... | TEXTC873 | CONF | 4.c.4. |
| d. Fourth Contact | | | 4.d. |
| 1. Name..... | TEXTC875 | CONF | 4.d.1. |
| 2. Title..... | TEXTC876 | CONF | 4.d.2. |
| 3. E-mail Address..... | TEXTC877 | CONF | 4.d.3. |
| 4. Telephone..... | TEXTC878 | CONF | 4.d.4. |
| 5. Chief Executive Officer Contact Information | | | 5. |
| a. Chief Executive Officer | | | 5.a. |
| 1. Name..... | TEXTFT42 | CONF | 5.a.1. |
| 2. E-mail Address..... | TEXTFT44 | CONF | 5.a.2. |
| 3. Telephone..... | TEXTFT43 | CONF | 5.a.3. |
| 4. FAX..... | TEXTFT45 | CONF | 5.a.4. |

Schedule RI - Income Statement(Form Type - 031)

All Report of Income schedules are to be reported on a calendar year-to-date basis in thousands of dollars.

Dollar amounts in thousands

| | | | |
|--|----------|------------|------------|
| 1. Interest income: | | | 1. |
| a. Interest and fee income on loans: | | | 1.a. |
| 1. In domestic offices: | | | 1.a.1. |
| a. Loans secured by real estate: | | | 1.a.1.a. |
| 1. Loans secured by 1-4 family residential properties..... | RIAD4435 | 3,360,000 | 1.a.1.a.1. |
| 2. All other loans secured by real estate..... | RIAD4436 | 1,091,000 | 1.a.1.a.2. |
| b. Loans to finance agricultural production and other loans to farmers..... | RIAD4024 | 55,000 | 1.a.1.b. |
| c. Commercial and industrial loans..... | RIAD4012 | 3,366,000 | 1.a.1.c. |
| d. Loans to individuals for household, family, and other personal expenditures: | | | 1.a.1.d. |
| 1. Credit cards..... | RIADB485 | 4,553,000 | 1.a.1.d.1. |
| 2. Other (includes revolving credit plans other than credit cards, automobile loans, and other consumer loans)..... | RIADB486 | 935,000 | 1.a.1.d.2. |
| e. Loans to foreign governments and official institutions..... | RIAD4056 | 1,000 | 1.a.1.e. |
| f. All other loans in domestic offices..... | RIADB487 | 1,504,000 | 1.a.1.f. |
| 2. In foreign offices, Edge and Agreement subsidiaries, and IBFs..... | RIAD4059 | 1,028,000 | 1.a.2. |
| 3. Total interest and fee income on loans (sum of items 1.a.(1)(a) through 1.a.(2))..... | RIAD4010 | 15,893,000 | 1.a.3. |
| b. Income from lease financing receivables..... | RIAD4065 | 294,000 | 1.b. |
| c. Interest income on balances due from depository institutions ¹ | RIAD4115 | 365,000 | 1.c. |
| d. Interest and dividend income on securities: | | | 1.d. |
| 1. U.S. Treasury securities and U.S. Government agency obligations (excluding mortgage-backed securities)..... | RIADB488 | 1,142,000 | 1.d.1. |
| 2. Mortgage-backed securities..... | RIADB489 | 6,217,000 | 1.d.2. |
| 3. All other securities (includes securities issued by states and political subdivisions in the U.S.)..... | RIAD4060 | 199,000 | 1.d.3. |
| e. Interest income from trading assets..... | RIAD4069 | 538,000 | 1.e. |
| f. Interest income on federal funds sold and securities purchased under agreements to resell..... | RIAD4020 | 149,000 | 1.f. |
| g. Other interest income..... | RIAD4518 | 123,000 | 1.g. |
| h. Total interest income (sum of items 1.a.(3) through 1.g.)..... | RIAD4107 | 24,920,000 | 1.h. |
| 2. Interest expense: | | | 2. |
| a. Interest on deposits: | | | 2.a. |
| 1. Interest on deposits in domestic offices: | | | 2.a.1. |
| a. Transaction accounts (interest-bearing demand deposits, NOW accounts, ATS accounts, and telephone and preauthorized transfer accounts)..... | RIAD4508 | 121,000 | 2.a.1.a. |
| b. Nontransaction accounts: | | | 2.a.1.b. |
| 1. Savings deposits (includes MMDAs)..... | RIAD0093 | 184,000 | 2.a.1.b.1. |
| 2. Time deposits of \$250,000 or less..... | RIADHK03 | 18,000 | 2.a.1.b.2. |
| 3. Time deposits of more than \$250,000..... | RIADHK04 | 13,000 | 2.a.1.b.3. |
| 2. Interest on deposits in foreign offices, Edge and Agreement subsidiaries, and IBFs..... | RIAD4172 | 78,000 | 2.a.2. |
| b. Expense of federal funds purchased and securities sold under agreements to repurchase..... | RIAD4180 | 102,000 | 2.b. |
| c. Interest on trading liabilities and other borrowed money..... | RIAD4185 | 204,000 | 2.c. |
| d. Interest on subordinated notes and debentures..... | RIAD4200 | 12,000 | 2.d. |
| e. Total interest expense (sum of items 2.a through 2.d.)..... | RIAD4073 | 732,000 | 2.e. |
| 3. Net interest income (item 1.h minus 2.e.)..... | RIAD4074 | 24,188,000 | 3. |
| 4. Provision for loan and lease losses ¹ | RIADJJ33 | 531,000 | 4. |
| 5. Noninterest income: | | | 5. |
| a. Income from fiduciary activities ² | RIAD4070 | 1,181,000 | 5.a. |
| b. Service charges on deposit accounts in domestic offices..... | RIAD4080 | 2,456,000 | 5.b. |

1. Includes interest income on time certificates of deposit not held for trading.

1. Institutions that have adopted ASU 2016-13 should report in item 4, the provisions for credit losses for all financial assets and off-balance-sheet credit exposures that fall within the scope of the standard.

2. For banks required to complete Schedule RC-T, items 14 through 22, income from fiduciary activities reported in Schedule RI, item 5.a, must equal the amount reported in Schedule RC-T, item 22.

Dollar amounts in thousands

| | | | |
|--|----------|-------------------|--------|
| c. Trading revenue ³ | RIADA220 | 3,229,000 | 5.c. |
| d. Income from securities-related and insurance activities: | | | 5.d. |
| 1. Fees and commissions from securities brokerage..... | RIADC886 | 27,000 | 5.d.1. |
| 2. Investment banking, advisory, and underwriting fees and commissions..... | RIADC888 | 447,000 | 5.d.2. |
| 3. Fees and commissions from annuity sales..... | RIADC887 | 0 | 5.d.3. |
| 4. Underwriting income from insurance and reinsurance activities..... | RIADC386 | 0 | 5.d.4. |
| 5. Income from other insurance activities..... | RIADC387 | 5,000 | 5.d.5. |
| e. Venture capital revenue..... | RIADB491 | -1,000 | 5.e. |
| f. Net servicing fees..... | RIADB492 | 268,000 | 5.f. |
| g. Net securitization income..... | RIADB493 | 24,000 | 5.g. |
| h. Not applicable | | | 5.h. |
| i. Net gains (losses) on sales of loans and leases..... | RIAD5416 | -465,000 | 5.i. |
| j. Net gains (losses) on sales of other real estate owned..... | RIAD5415 | -9,000 | 5.j. |
| k. Net gains (losses) on sales of other assets ⁴ | RIADB496 | 16,000 | 5.k. |
| l. Other noninterest income [*] | RIADB497 | 3,815,000 | 5.l. |
| m. Total noninterest income (sum of items 5.a through 5.l.)..... | RIAD4079 | 10,993,000 | 5.m. |
| 6. Not available | | | 6. |
| a. Realized gains (losses) on held-to-maturity securities..... | RIAD3521 | 0 | 6.a. |
| b. Realized gains (losses) on available-for-sale debt securities..... | RIAD3196 | 14,000 | 6.b. |
| 7. Noninterest expense: | | | 7. |
| a. Salaries and employee benefits..... | RIAD4135 | 9,950,000 | 7.a. |
| b. Expenses of premises and fixed assets (net of rental income) (excluding salaries and employee benefits and mortgage interest)..... | RIAD4217 | 2,571,000 | 7.b. |
| c. Not available | | | 7.c. |
| 1. Goodwill impairment losses..... | RIADC216 | 0 | 7.c.1. |
| 2. Amortization expense and impairment losses for other intangible assets..... | RIADC232 | 39,000 | 7.c.2. |
| d. Other noninterest expense [*] | RIAD4092 | 9,170,000 | 7.d. |
| e. Total noninterest expense (sum of items 7.a through 7.d.)..... | RIAD4093 | 21,730,000 | 7.e. |
| 8. Not available | | | 8. |
| a. Income (loss) before change in net unrealized holding gains (losses) on equity securities not held for trading, applicable income taxes, and discontinued operations (item 3 plus or minus items 4, 5.m, 6.a, 6.b, and 7.e.)..... | RIADHT69 | 12,934,000 | 8.a. |
| b. Change in net unrealized holding gains (losses) on equity securities not held for trading ⁵ | RIADHT70 | 1,000 | 8.b. |
| c. Income (loss) before applicable income taxes and discontinued operations (sum of items 8.a and 8.b.)..... | RIAD4301 | 12,935,000 | 8.c. |
| 9. Applicable income taxes (on item 8.c.)..... | RIAD4302 | 1,293,000 | 9. |
| 10. Income (loss) before discontinued operations (item 8.c minus item 9.)..... | RIAD4300 | 11,642,000 | 10. |
| 11. Discontinued operations, net of applicable income taxes (Describe on Schedule RI-E - Explanations) [*] | RIADFT28 | 0 | 11. |
| 12. Net income (loss) attributable to bank and noncontrolling (minority) interests (sum of items 10 and 11.)..... | RIADG104 | 11,642,000 | 12. |
| 13. LESS: Net income (loss) attributable to noncontrolling (minority) interests (if net income, report as a positive value; if net loss, report as a negative value)..... | RIADG103 | 0 | 13. |
| 14. Net income (loss) attributable to bank (item 12 minus item 13)..... | RIAD4340 | 11,642,000 | 14. |
| 1. Interest expense incurred to carry tax-exempt securities, loans, and leases acquired after August 7, 1986, that is not deductible for federal income tax purposes..... | RIAD4513 | 1,000 | M.1. |
| <i>Memorandum item 2 is to be completed by banks with \$1 billion or more in total assets</i> | | | |
| 2. Income from the sale and servicing of mutual funds and annuities in domestic offices (included in Schedule RI, item 8)..... | RIAD8431 | 22,000 | M.2. |
| 3. Income on tax-exempt loans and leases to states and political subdivisions in the U.S. (included in Schedule RI, items 1.a and 1.b.)..... | RIAD4313 | 53,000 | M.3. |
| 4. Income on tax-exempt securities issued by states and political subdivisions in the U.S. (included in Schedule RI, item 1.d.(3))..... | RIAD4507 | 115,000 | M.4. |
| 5. Number of full-time equivalent employees at end of current period (round to nearest whole number)..... | RIAD4150 | 133221 | M.5. |
| 6. Not applicable | | | M.6. |

3. For banks required to complete Schedule RI, Memorandum item 8, trading revenue reported in Schedule RI, item 5.c, must equal the sum of Memorandum items 8.a through 8.e.

4. Exclude net gains (losses) on sales of trading assets and held-to-maturity and available-for-sale debt securities.

*. Describe on Schedule RI-E—Explanations.

5. Item 8.b is to be completed by all institutions. See the instructions this item and the Glossary entry for "Securities Activities" for further detail on accounting for investments in equity securities.

Dollar amounts in thousands

| | | | |
|---|----------|------------------|-----------|
| 7. If the reporting institution has applied pushdown accounting this calendar year, report the date of the institution's acquisition (see instructions) ² | RIAD9106 | 0 | M.7. |
| 8. Trading revenue (from cash instruments and derivative instruments) (sum of Memorandum items 8.a through 8.e must equal Schedule RI, item 5.c): | | | M.8. |
| <i>Memorandum items 8.a through 8.e are to be completed by banks that reported average trading assets (Schedule RC-K, item 7) of \$2 million or more for any quarter of the preceding calendar year.</i> | | | |
| a. Interest rate exposures..... | RIAD8757 | 588,000 | M.8.a. |
| b. Foreign exchange exposures..... | RIAD8758 | 1,455,000 | M.8.b. |
| c. Equity security and index exposures..... | RIAD8759 | 947,000 | M.8.c. |
| d. Commodity and other exposures..... | RIAD8760 | 31,000 | M.8.d. |
| e. Credit exposures..... | RIADF186 | 208,000 | M.8.e. |
| <i>Memorandum items 8.f through 8.h are to be completed by banks with \$100 billion or more in total assets that are required to complete Schedule RI, Memorandum items 8.a through 8.e, above.</i> | | | |
| f. Impact on trading revenue of changes in the creditworthiness of the bank's derivatives counterparties on the bank's derivative assets (year-to-date changes) (included in Memorandum items 8.a through 8.e above): | | | M.8.f. |
| 1. Gross credit valuation adjustment (CVA)..... | RIADFT36 | -57,000 | M.8.f.1. |
| 2. CVA hedge..... | RIADFT37 | 117,000 | M.8.f.2. |
| g. Impact on trading revenue of changes in the creditworthiness of the bank on the bank's derivative liabilities (year-to-date changes) (included in Memorandum items 8.a through 8.e above): | | | M.8.g. |
| 1. Gross debit valuation adjustment (DVA)..... | RIADFT38 | 211,000 | M.8.g.1. |
| 2. DVA hedge..... | RIADFT39 | -79,000 | M.8.g.2. |
| h. Gross trading revenue, before including positive or negative net CVA and net DVA..... | RIADFT40 | 3,037,000 | M.8.h. |
| 9. Net gains (losses) recognized in earnings on credit derivatives that economically hedge credit exposures held outside the trading account: | | | M.9. |
| a. Net gains (losses) on credit derivatives held for trading..... | RIADC889 | 4,000 | M.9.a. |
| b. Net gains (losses) on credit derivatives held for purposes other than trading..... | RIADC890 | 90,000 | M.9.b. |
| 10. Credit losses on derivatives (see instructions)..... | RIADA251 | 0 | M.10. |
| 11. Does the reporting bank have a Subchapter S election in effect for federal income tax purposes for the current tax year?..... | RIADA530 | No | M.11. |
| <i>Memorandum item 12 is to be completed by banks that are required to complete Schedule RC-C, Part I, Memorandum items 8.b and 8.c and is to be completed semiannually in the June and December reports only.</i> | | | |
| 12. Noncash income from negative amortization on closed-end loans secured by 1-4 family residential properties (included in Schedule RI, item 1.a.(1)(a)(1))..... | RIADF228 | 0 | M.12. |
| <i>Memorandum item 13 is to be completed by banks that have elected to account for assets and liabilities under a fair value option.</i> | | | |
| 13. Net gains (losses) recognized in earnings on assets and liabilities that are reported at fair value under a fair value option: | | | M.13. |
| a. Net gains (losses) on assets..... | RIADF551 | 114,000 | M.13.a. |
| 1. Estimated net gains (losses) on loans attributable to changes in instrument-specific credit risk..... | RIADF552 | -245,000 | M.13.a.1. |
| b. Net gains (losses) on liabilities..... | RIADF553 | -79,000 | M.13.b. |
| 1. Estimated net gains (losses) on liabilities attributable to changes in instrument-specific credit risk..... | RIADF554 | -102,000 | M.13.b.1. |
| 14. Other-than-temporary impairment losses on held-to-maturity and available-for-sale debt securities ² | RIADJ321 | NR | M.14. |
| <i>Memorandum item 15 is to be completed by institutions with \$1 billion or more in total assets that answered "Yes" to Schedule RC-E, Part I, Memorandum item 5.</i> | | | |
| 15. Components of service charges on deposit accounts in domestic offices (sum of Memorandum items 15.a through 15.d must equal Schedule RI, item 5.b): | | | M.15. |
| a. Consumer overdraft-related service charges levied on those transaction account and nontransaction savings account deposit products intended primarily for individuals for personal, household, or family use..... | RIADH032 | 322,000 | M.15.a. |
| b. Consumer account periodic maintenance charges levied on those transaction account and nontransaction savings account deposit products intended primarily for individuals for personal, household, or family use..... | RIADH033 | 507,000 | M.15.b. |
| c. Consumer customer automated teller machine (ATM) fees levied on those transaction account and nontransaction savings account deposit products intended primarily for individuals for personal, household, or family use..... | RIADH034 | 157,000 | M.15.c. |
| d. All other service charges on deposit accounts..... | RIADH035 | 1,470,000 | M.15.d. |

2. Report the date in YYYYMMDD format. For example, a bank acquired on March 1, 2022, would report 20220301.
 2. Memorandum item 14 is to be completed only by institutions that have not adopted ASU 2016-13.

Schedule RI-A - Changes in Bank Equity Capital(Form Type - 031)

Dollar amounts in thousands

| | | | |
|--|----------|--------------------|-----|
| 1. Total bank equity capital most recently reported for the December 31, 2021, Reports of Condition and Income (i.e., after adjustments from amended Reports of Income)..... | RIAD3217 | 236,427,000 | 1. |
| 2. Cumulative effect of changes in accounting principles and corrections of material accounting errors * | RIADB507 | 0 | 2. |
| 3. Balance end of previous calendar year as restated (sum of items 1 and 2)..... | RIADB508 | 236,427,000 | 3. |
| 4. Net income (loss) attributable to bank (must equal Schedule RI, item 14)..... | RIAD4340 | 11,642,000 | 4. |
| 5. Sale, conversion, acquisition, or retirement of capital stock, net (excluding treasury stock transactions)..... | RIADB509 | 0 | 5. |
| 6. Treasury stock transactions, net..... | RIADB510 | 0 | 6. |
| 7. Changes incident to business combinations, net..... | RIAD4356 | 0 | 7. |
| 8. LESS: Cash dividends declared on preferred stock..... | RIAD4470 | 0 | 8. |
| 9. LESS: Cash dividends declared on common stock..... | RIAD4460 | 6,000,000 | 9. |
| 10. Other comprehensive income ¹ | RIADB511 | -11,147,000 | 10. |
| 11. Other transactions with stockholders (including a parent holding company) (not included in items 5, 6, 8, or 9 above) * | RIAD4415 | 0 | 11. |
| 12. Total bank equity capital end of current period (sum of items 3 through 11) (must equal Schedule RC, item 27.a).. | RIAD3210 | 230,922,000 | 12. |

*. Describe on Schedule RI-E—Explanations

1. Includes, but is not limited to, changes in net unrealized holding gains (losses) on available-for-sale debt securities, changes in accumulated net gains (losses) on cash flow hedges, foreign currency translation adjustments, and pension and other postretirement plan-related changes other than net periodic benefit cost.

Schedule RI-B Part I - Charge-offs and Recoveries on Loans and Leases (Form Type - 031)

Part I includes charge-offs and recoveries through the allocated transfer risk reserve.

| Dollar amounts in thousands | | (Column A) Charge-offs Calendar year-to-date | | (Column B) Recoveries Calendar year-to-date | | |
|---|----------|---|----------|--|--|----------|
| 1. Loans secured by real estate: | | | | | | 1. |
| a. Construction, land development, and other land loans in domestic offices: | | | | | | 1.a. |
| 1. 1-4 family residential construction loans..... | RIADC891 | 0 | RIADC892 | 0 | | 1.a.1. |
| 2. Other construction loans and all land development and other land loans..... | RIADC893 | 0 | RIADC894 | 1,000 | | 1.a.2. |
| b. Secured by farmland in domestic offices..... | RIAD3584 | 0 | RIAD3585 | 0 | | 1.b. |
| c. Secured by 1-4 family residential properties in domestic offices: | | | | | | 1.c. |
| 1. Revolving, open-end loans secured by 1-4 family residential properties and extended under lines of credit..... | RIAD5411 | 29,000 | RIAD5412 | 73,000 | | 1.c.1. |
| 2. Closed-end loans secured by 1-4 family residential properties: | | | | | | 1.c.2. |
| a. Secured by first liens..... | RIADC234 | 130,000 | RIADC217 | 68,000 | | 1.c.2.a. |
| b. Secured by junior liens..... | RIADC235 | 3,000 | RIADC218 | 13,000 | | 1.c.2.b. |
| d. Secured by multifamily (5 or more) residential properties in domestic offices..... | RIAD3588 | 0 | RIAD3589 | 0 | | 1.d. |
| e. Secured by nonfarm nonresidential properties in domestic offices: | | | | | | 1.e. |
| 1. Loans secured by owner-occupied nonfarm nonresidential properties..... | RIADC895 | 0 | RIADC896 | 0 | | 1.e.1. |
| 2. Loans secured by other nonfarm nonresidential properties..... | RIADC897 | 3,000 | RIADC898 | 0 | | 1.e.2. |
| f. In foreign offices..... | RIADB512 | 20,000 | RIADB513 | 2,000 | | 1.f. |
| 2. Not applicable | | | | | | 2. |
| 3. Loans to finance agricultural production and other loans to farmers..... | RIAD4655 | 0 | RIAD4665 | 0 | | 3. |
| 4. Commercial and industrial loans: | | | | | | 4. |
| a. To U.S. addressees (domicile)..... | RIAD4645 | 152,000 | RIAD4617 | 75,000 | | 4.a. |
| b. To non-U.S. addressees (domicile)..... | RIAD4646 | 2,000 | RIAD4618 | 5,000 | | 4.b. |
| 5. Loans to individuals for household, family, and other personal expenditures: | | | | | | 5. |
| a. Credit cards..... | RIADB514 | 966,000 | RIADB515 | 345,000 | | 5.a. |
| b. Automobile loans..... | RIADK129 | 75,000 | RIADK133 | 75,000 | | 5.b. |
| c. Other (includes revolving credit plans other than credit cards and other consumer loans)..... | RIADK205 | 28,000 | RIADK206 | 23,000 | | 5.c. |
| 6. Loans to foreign governments and official institutions..... | RIAD4643 | 0 | RIAD4627 | 0 | | 6. |
| 7. All other loans..... | RIAD4644 | 227,000 | RIAD4628 | 10,000 | | 7. |
| 8. Lease financing receivables: | | | | | | 8. |
| a. Leases to individuals for household, family, and other personal expenditures..... | RIADF185 | 16,000 | RIADF187 | 15,000 | | 8.a. |
| b. All other leases..... | RIADC880 | 5,000 | RIADF188 | 1,000 | | 8.b. |
| 9. Total (sum of items 1 through 8)..... | RIAD4635 | 1,656,000 | RIAD4605 | 706,000 | | 9. |
| 1. Loans to finance commercial real estate, construction, and land development activities (not secured by real estate) included in Schedule RI-B, part I, items 4 and 7, above..... | RIAD5409 | 0 | RIAD5410 | 0 | | M.1. |
| 2. Loans secured by real estate to non-U.S. addressees (domicile) (included in Schedule RI-B, part I, item 1, above)..... | RIAD4652 | 0 | RIAD4662 | 0 | | M.2. |
| 3. Not applicable | | | | | | M.3. |

Dollar amounts in thousands

Memorandum item 4 is to be completed by banks that (1) together with affiliated institutions, have outstanding credit card receivables (as defined in the instructions) that exceed \$500 million as of the report date, or (2) are credit card specialty banks as defined for Uniform Bank Performance Report purposes.

4. Uncollectible retail credit card fees and finance charges reversed against income (i.e., not included in charge-offs against the allowance for loan and lease losses)².....

| | | |
|----------|---------|------|
| RIADC388 | 150,000 | M.4. |
|----------|---------|------|

2. Institutions that have adopted ASU 2016-13 should report in Memorandum item 4 uncollectible retail credit card fees and finance charges reversed against income (i.e. not included in charge-offs against the allowance for credit losses on loans and leases).

Schedule RI-B Part II - Changes in Allowances for Credit Losses(Form Type - 031)

| Dollar amounts in thousands | (Column A) Loans and Leases Held for Investment | | (Column B) Held-to-maturity Debt Securities | | (Column C) Available-for-sale Debt Securities | | |
|--|---|-------------------|---|---------------|---|--------------|----|
| | RIADB522 | | RIADJH88 | | RIADJH94 | | |
| 1. Balance most recently reported for the December 31, 2021, Reports of Condition and Income (i.e., after adjustments from amended Reports of Income)..... | RIADB522 | 12,368,000 | RIADJH88 | 37,000 | RIADJH94 | 2,000 | 1. |
| 2. Recoveries (column A must equal Part I, item 9, column B, above)..... | RIAD4605 | 706,000 | RIADJH89 | 0 | RIADJH95 | 0 | 2. |
| 3. LESS: Charge-offs (column A must equal Part I, item 9, column A, above less Schedule RI-B, Part II, item 4, column A)..... | RIADC079 | 1,656,000 | RIADJH92 | 0 | RIADJH98 | 0 | 3. |
| 4. LESS: Write-downs arising from transfers of financial assets ³ | RIAD5523 | 0 | RIADJJ00 | 0 | RIADJJ01 | 0 | 4. |
| 5. Provisions for credit losses ⁴ | RIAD4230 | 523,000 | RIADJH90 | 2,000 | RIADJH96 | 0 | 5. |
| 6. Adjustments* (see instructions for this schedule) [*] | RIADC233 | 1,000 | RIADJH91 | 0 | RIADJH97 | 0 | 6. |
| 7. Balance end of current period (sum of items 1, 2, 5, and 6, less items 3 and 4) (column A must equal Schedule RC, item 4.c)..... | RIAD3123 | 11,942,000 | RIADJH93 | 39,000 | RIADJH99 | 2,000 | 7. |

| Dollar amounts in thousands | | | |
|---|----------|----------------|------|
| 1. Allocated transfer risk reserve included in Schedule RI-B, Part II, item 7, column A, above..... | RIADC435 | 0 | M.1. |
| <i>Memorandum items 2 and 3 are to be completed by banks that (1) together with affiliated institutions, have outstanding credit card receivables (as defined in the instructions) that exceed \$500 million as of the report date, or (2) are credit card specialty banks as defined for Uniform Bank Performance Report purposes.</i> | RIADC389 | 0 | M.2. |
| 2. Separate valuation allowance for uncollectible retail credit card fees and finance charges..... | RIADC390 | 145,000 | M.3. |
| 3. Amount of allowance for loan and lease losses attributable to retail credit card fees and finance charges ¹ | RIADC781 | NR | M.4. |
| 4. Amount of allowance for post-acquisition credit losses on purchased credit-impaired loans accounted for in accordance with FASB ASC 310-30 (former AICPA Statement of Position 03-3) (included in Schedule RI-B, Part II, item 7, column A, above) ² | RIADJJ02 | 2,000 | M.5. |
| 5. Provisions for credit losses on other financial assets measured at amortized cost (not included in item 5, above) ³ ... | RCFDJJ03 | 5,000 | M.6. |
| 6. Allowance for credit losses on other financial assets measured at amortized cost (not included in item 7, above) ³ ... | RIADMG93 | 4,000 | M.7. |
| 7. Provisions for credit losses on off-balance-sheet credit exposures ³ | RIADMG94 | 592,000 | M.8. |
| 8. Estimated amount of expected recoveries of amounts previously written off included within the allowance for credit losses on loans and leases held for investment (included in item 7, column A, "Balance end of current period," above) ³ | | | |

3. Institutions that have not yet adopted ASU 2016-13 should report write-downs arising from transfers of loans to a held-for-sale account in item 4, column A.
 4. Institutions that have not yet adopted ASU 2016-13 should report the provision for loan and lease losses in item 5, column A and the amount reported must equal Schedule RI, item 4.
 *. Describe on Schedule RI-E - Explanations.
 1. Institutions that have adopted ASU 2016-13 should report in Memorandum item 3 the amount of allowance for credit losses on loans and leases attributable to retail credit card fees and finance charges.
 2. Memorandum item 4 is to be completed only by institutions that have not yet adopted ASU 2016-13.
 3. Memorandum items 5, 6, 7, and 8 are to be completed only by institutions that have adopted ASU 2016-13.
 3. Memorandum items 5, 6, 7, and 8 are to be completed only by institutions that have adopted ASU 2016-13.
 3. Memorandum items 5, 6, 7, and 8 are to be completed only by institutions that have adopted ASU 2016-13.
 3. Memorandum items 5, 6, 7, and 8 are to be completed only by institutions that have adopted ASU 2016-13.

Schedule RI-C Part I - Disaggregated Data on the Allowance for Loan and Lease Losses(Form Type - 031)

Schedule RI-C is to be completed by institutions with \$1 billion or more in total assets.

| | (Column A) Recorded Investment: Individually Evaluated for Impairment and Determined to be Impaired (ASC 310-10-35) | (Column B) Allowance Balance: Individually Evaluated for Impairment and Determined to be Impaired (ASC 310-10-35) | (Column C) Recorded Investment: Collectively Evaluated for Impairment (ASC 450-20) | (Column D) Allowance Balance: Collectively Evaluated for Impairment (ASC 450-20) | (Column E) Recorded Investment: Purchased Credit-Impaired Loans (ASC 310-30) | (Column F) Allowance Balance: Purchased Credit-Impaired Loans (ASC 310-30) |
|---|---|--|--|---|---|--|
| Dollar amounts in thousands | | | | | | |
| 1. Real estate loans: | | | | | | |
| a. Construction loans..... | RCFDM708 NR | RCFDM709 NR | RCFDM710 NR | RCFDM711 NR | RCFDM712 NR | RCFDM713 NR |
| b. Commercial real estate loans..... | RCFDM714 NR | RCFDM715 NR | RCFDM716 NR | RCFDM717 NR | RCFDM719 NR | RCFDM720 NR |
| c. Residential real estate loans..... | RCFDM721 NR | RCFDM722 NR | RCFDM723 NR | RCFDM724 NR | RCFDM725 NR | RCFDM726 NR |
| 2. Commercial loans ³ | RCFDM727 NR | RCFDM728 NR | RCFDM729 NR | RCFDM730 NR | RCFDM731 NR | RCFDM732 NR |
| 3. Credit cards..... | RCFDM733 NR | RCFDM734 NR | RCFDM735 NR | RCFDM736 NR | RCFDM737 NR | RCFDM738 NR |
| 4. Other consumer loans..... | RCFDM739 NR | RCFDM740 NR | RCFDM741 NR | RCFDM742 NR | RCFDM743 NR | RCFDM744 NR |
| 5. Unallocated, if any..... | | | | RCFDM745 NR | | |
| 6. Total (for each column, sum of items 1.a through 5) ⁴ | RCFDM746 NR | RCFDM747 NR | RCFDM748 NR | RCFDM749 NR | RCFDM750 NR | RCFDM751 NR |

3. Include all loans and leases not reported as real estate loans, credit cards, or other consumer loans in items 1, 3, or 4 of Schedule RI-C.

4. The sum of item 6, columns B, D, and F, must equal Schedule RC, item 4.c. Item 6, column E, must equal Schedule RC-C, Part I, Memorandum item 7.b. Item 6, column F, must equal Schedule RI-B, Part II, Memorandum item 4.

Schedule RI-C Part II - Disaggregated Data on the Allowances for Credit Losses (Form Type - 031)

| Dollar amounts in thousands | | (Column A) Amortized Cost | (Column B) Allowance Balance | | |
|---|----------|---------------------------|------------------------------|-------------------|------|
| 1. Real estate loans: | | | | 1. | |
| a. Construction loans..... | RCFDJJ04 | 7,800,000 | RCFDJJ12 | 75,000 | 1.a. |
| b. Commercial real estate loans..... | RCFDJJ05 | 56,453,000 | RCFDJJ13 | 1,053,000 | 1.b. |
| c. Residential real estate loans..... | RCFDJJ06 | 241,343,000 | RCFDJJ14 | 392,000 | 1.c. |
| 2. Commercial loans ³ | RCFDJJ07 | 519,100,000 | RCFDJJ15 | 4,205,000 | 2. |
| 3. Credit cards..... | RCFDJJ08 | 84,010,000 | RCFDJJ16 | 5,684,000 | 3. |
| 4. Other consumer loans..... | RCFDJJ09 | 105,766,000 | RCFDJJ17 | 533,000 | 4. |
| 5. Unallocated, if any..... | | | RCFDJJ18 | 0 | 5. |
| 6. Total (sum of items 1.a. through 5) ⁴ | RCFDJJ11 | 1,014,472,000 | RCFDJJ19 | 11,942,000 | 6. |

| Dollar amounts in thousands | | | | | |
|---|--|----------|--|---------------|-----|
| 7. Securities issued by states and political subdivisions in the U.S..... | | RCFDJJ20 | | 0 | 7. |
| 8. Mortgage-backed securities (MBS) (including CMOs, REMICs, and stripped MBS)..... | | RCFDJJ21 | | 38,000 | 8. |
| 9. Asset-backed securities and structured financial products..... | | RCFDJJ23 | | 0 | 9. |
| 10. Other debt securities..... | | RCFDJJ24 | | 1,000 | 10. |
| 11. Total (sum of items 7 through 10) ⁵ | | RCFDJJ25 | | 39,000 | 11. |

Schedule RI-D - Income from Foreign Offices (Form Type - 031)

For all banks with foreign offices (including Edge or Agreement subsidiaries and IBFs) and total foreign office assets of \$10 billion or more where foreign office revenues, assets, or net income exceed 10 percent of consolidated total revenues, total assets, or net income.

| Dollar amounts in thousands | | | | | |
|---|--|----------|--|----------|------|
| 1. Total interest income in foreign offices..... | | RIADC899 | | 0 | 1. |
| 2. Total interest expense in foreign offices..... | | RIADC900 | | 0 | 2. |
| 3. Provision for loan and lease losses in foreign offices ¹ | | RIADKW02 | | 0 | 3. |
| 4. Noninterest income in foreign offices: | | | | | 4. |
| a. Trading revenue..... | | RIADC902 | | 0 | 4.a. |
| b. Investment banking, advisory, brokerage, and underwriting fees and commissions..... | | RIADC903 | | 0 | 4.b. |
| c. Net securitization income..... | | RIADC904 | | 0 | 4.c. |
| d. Other noninterest income..... | | RIADC905 | | 0 | 4.d. |
| 5. Realized gains (losses) on held-to-maturity and available-for-sale debt securities and change in net unrealized holding gains (losses) on equity securities not held for trading in foreign offices..... | | RIADJA28 | | 0 | 5. |
| 6. Total noninterest expense in foreign offices..... | | RIADC907 | | 0 | 6. |
| 7. Adjustments to pretax income in foreign offices for internal allocations to foreign offices to reflect the effects of equity capital on overall bank funding costs..... | | RIADC908 | | 0 | 7. |
| 8. Applicable income taxes (on items 1 through 7)..... | | RIADC909 | | 0 | 8. |
| 9. Discontinued operations, net of applicable income taxes, in foreign offices..... | | RIADGW64 | | 0 | 9. |
| 10. Net income attributable to foreign offices before internal allocations of income and expense (item 1 plus or minus items 2 through 9)..... | | RIADC911 | | 0 | 10. |
| 11. Not applicable | | | | | 11. |
| 12. Eliminations arising from the consolidation of foreign offices with domestic offices..... | | RIADC913 | | 0 | 12. |
| 13. Consolidated net income attributable to foreign offices (sum of items 10 and 12)..... | | RIADC914 | | 0 | 13. |

3. Include all loans and leases not reported as real estate loans, credit cards, or other consumer loans in item 1, 3, or 4 of Schedule RI-C, Part II.
 4. Item 6, column B must equal schedule RC, item 4.c.
 5. Item 11 must equal Schedule RI-B, Part II, item 7, column B.
 1. Institutions that have adopted ASU 2016-13 should report the provisions for credit losses in foreign offices for all financial assets and off-balance-sheet credit exposures that fall within the scope of the standard in item 3.

Schedule RI-E - Explanations (Form Type - 031)

Schedule RI-E is to be completed each quarter on a calendar year-to-date basis.

Detail all adjustments in Schedule RI-A and RI-B, all extraordinary items and other adjustments in Schedule RI, and all significant items of other noninterest income and other noninterest expense in Schedule RI. (See instructions for details.)

Dollar amounts in thousands

| | | | |
|---|----------|----------------------|--------|
| 1. Other noninterest income (from Schedule RI, item 5.) Itemize and describe amounts greater than \$100,000 that exceed 7 percent of Schedule RI, item 5.: | | | 1. |
| a. Income and fees from the printing and sale of checks..... | RIADC013 | 0 | 1.a. |
| b. Earnings on/increase in value of cash surrender value of life insurance..... | RIADC014 | 0 | 1.b. |
| c. Income and fees from automated teller machines (ATMs)..... | RIADC016 | 0 | 1.c. |
| d. Rent and other income from other real estate owned..... | RIAD4042 | 0 | 1.d. |
| e. Safe deposit box rent..... | RIADC015 | 0 | 1.e. |
| f. Bank card and credit card interchange fees..... | RIADF555 | 2,064,000 | 1.f. |
| g. Income and fees from wire transfers..... | RIADT047 | 0 | 1.g. |
| h. Disclose component and the dollar amount of that component: | | | 1.h. |
| 1. Describe component..... | TEXT4461 | Click here for value | 1.h.1. |
| 2. Amount of component..... | RIAD4461 | 2,297,000 | 1.h.2. |
| i. Disclose component and the dollar amount of that component: | | | 1.i. |
| 1. Describe component..... | TEXT4462 | Click here for value | 1.i.1. |
| 2. Amount of component..... | RIAD4462 | 4,873,000 | 1.i.2. |
| j. Disclose component and the dollar amount of that component: | | | 1.j. |
| 1. Describe component..... | TEXT4463 | Click here for value | 1.j.1. |
| 2. Amount of component..... | RIAD4463 | -5,633,000 | 1.j.2. |
| 2. Other noninterest expense (from Schedule RI, item 7.d) Itemize and describe amounts greater than \$100,000 that exceed 7 percent of Schedule RI, item 7.d: | | | 2. |
| a. Data processing expenses..... | RIADC017 | 2,242,000 | 2.a. |
| b. Advertising and marketing expenses..... | RIAD0497 | 808,000 | 2.b. |
| c. Directors' fees..... | RIAD4136 | 0 | 2.c. |
| d. Printing, stationery, and supplies..... | RIADC018 | 0 | 2.d. |
| e. Postage..... | RIAD8403 | 0 | 2.e. |
| f. Legal fees and expenses..... | RIAD4141 | 0 | 2.f. |
| g. FDIC deposit insurance assessments..... | RIAD4146 | CONF | 2.g. |
| h. Accounting and auditing expenses..... | RIADF556 | 0 | 2.h. |
| i. Consulting and advisory expenses..... | RIADF557 | 0 | 2.i. |
| j. Automated teller machine (ATM) and interchange expenses..... | RIADF558 | 0 | 2.j. |
| k. Telecommunications expenses..... | RIADF559 | 0 | 2.k. |
| l. Other real estate owned expenses..... | RIADY923 | 0 | 2.l. |
| m. Insurance expenses (not included in employee expenses, premises and fixed asset expenses, and other real estate owned expenses)..... | RIADY924 | 0 | 2.m. |
| n. Disclose component and the dollar amount of that component: | | | 2.n. |
| 1. Describe component..... | TEXT4464 | Click here for value | 2.n.1. |
| 2. Amount of component..... | RIAD4464 | 2,557,000 | 2.n.2. |
| o. Disclose component and the dollar amount of that component: | | | 2.o. |
| 1. Describe component..... | TEXT4467 | Click here for value | 2.o.1. |
| 2. Amount of component..... | RIAD4467 | 0 | 2.o.2. |
| p. Disclose component and the dollar amount of that component: | | | 2.p. |
| 1. Describe component..... | TEXT4468 | NR | 2.p.1. |
| 2. Amount of component..... | RIAD4468 | 0 | 2.p.2. |
| 3. Discontinued operations and applicable income tax effect (from Schedule RI, item 11) (itemize and describe each discontinued operation): | | | 3. |
| a. Disclose component, the gross dollar amount of that component, and its related income tax: | | | 3.a. |
| 1. Describe component..... | TEXTFT29 | NR | 3.a.1. |
| 2. Amount of component..... | RIADFT29 | 0 | 3.a.2. |

Dollar amounts in thousands

| | | | |
|--|----------|----------------------|--------|
| 3. Applicable income tax effect..... | RIADFT30 | 0 | 3.a.3. |
| b. Disclose component, the gross dollar amount of that component, and its related income tax: | | | 3.b. |
| 1. Describe component..... | TEXTFT31 | NR | 3.b.1. |
| 2. Amount of component..... | RIADFT31 | 0 | 3.b.2. |
| 3. Applicable income tax effect..... | RIADFT32 | 0 | 3.b.3. |
| 4. Cumulative effect of changes in accounting principles and corrections of material accounting errors (from Schedule RI-A, item 2) (itemize and describe all such effects): | | | 4. |
| a. Effect of adoption of Current Expected Credit Losses Methodology - ASU 2016-13 ¹ | RIADJJ26 | NR | 4.a. |
| b. Effect of adoption of lease accounting standard - ASC Topic 842..... | RIADKW17 | NR | 4.b. |
| c. Disclose component and the dollar amount of that component: | | | 4.c. |
| 1. Describe component..... | TEXTB526 | NR | 4.c.1. |
| 2. Amount of component..... | RIADB526 | 0 | 4.c.2. |
| d. Disclose component and the dollar amount of that component: | | | 4.d. |
| 1. Describe component..... | TEXTB527 | NR | 4.d.1. |
| 2. Amount of component..... | RIADB527 | 0 | 4.d.2. |
| 5. Other transactions with stockholders (including a parent holding company) (from Schedule RI-A, item 11) (itemize and describe all such transactions): | | | 5. |
| a. Disclose component and the dollar amount of that component: | | | 5.a. |
| 1. Describe component..... | TEXT4498 | NR | 5.a.1. |
| 2. Amount of component..... | RIAD4498 | 0 | 5.a.2. |
| b. Disclose component and the dollar amount of that component: | | | 5.b. |
| 1. Describe component..... | TEXT4499 | NR | 5.b.1. |
| 2. Amount of component..... | RIAD4499 | 0 | 5.b.2. |
| 6. Adjustments to allowances for credit losses (from Schedule RI-B, part II, item 6) (itemize and describe all adjustments): ³ | | | 6. |
| a. Initial allowances for credit losses recognized upon the acquisition of purchased credit-deteriorated assets on or after the effective date of ASU 2016-13 ¹ | RIADJJ27 | NR | 6.a. |
| b. Effect of adoption of current expected credit losses methodology on allowances for credit losses ¹ | RIADJJ28 | NR | 6.b. |
| c. Disclose component and the dollar amount of that component: | | | 6.c. |
| 1. Describe component..... | TEXT4521 | Click here for value | 6.c.1. |
| 2. Amount of component..... | RIAD4521 | 1,000 | 6.c.2. |
| d. Disclose component and the dollar amount of that component: | | | 6.d. |
| 1. Describe component..... | TEXT4522 | NR | 6.d.1. |
| 2. Amount of component..... | RIAD4522 | 0 | 6.d.2. |
| 7. Other explanations (the space below is provided for the bank to briefly describe, at its option, any other significant items affecting the Report of Income): | | | 7. |
| a. Comments?..... | RIAD4769 | Yes | 7.a. |
| b. Other explanations..... | TEXT4769 | Click here for value | 7.b. |

(TEXT4461) Intercompany Income

(TEXT4462) Gains/losses on other risk management derivatives

(TEXT4463) Fx gain/loss on hedged items

(TEXT4464) Intercompany Expense

(TEXT4467) Non Credit Losses and Recoveries

1. Only institutions that have adopted ASU 2016-13 should report amounts in items 4.a, 6.a and 6.b, if applicable.
 3. Institutions that have not adopted ASU 2016-13 should report the allowance for loan and lease losses in item 6, where applicable.
 1. Only institutions that have adopted ASU 2016-13 should report amounts in items 4.a, 6.a and 6.b, if applicable.
 1. Only institutions that have adopted ASU 2016-13 should report amounts in items 4.a, 6.a and 6.b, if applicable.

(TEXT4521) Other Adjustments-FX

(TEXT4769) "Other noninterest income from RI.5L: Other non-deposit service charges \$746M, Operating Lease Revenue \$436M, Net losses from ESG Investments \$(1.39)B"

Schedule RC - Balance Sheet(Form Type - 031)

All schedules are to be reported in thousands of dollars. Unless otherwise indicated, report the amount outstanding as of the last business day of the quarter.

Dollar amounts in thousands

| | | | |
|--|----------|----------------------|---------|
| 1. Cash and balances due from depository institutions (from Schedule RC-A): | | | 1. |
| a. Noninterest-bearing balances and currency and coin ¹ | RCFD0081 | 23,793,000 | 1.a. |
| b. Interest-bearing balances ² | RCFD0071 | 150,178,000 | 1.b. |
| 2. Securities: | | | 2. |
| a. Held-to-maturity securities (from Schedule RC-B, column A) ³ | RCFDJJ34 | 658,165,000 | 2.a. |
| b. Available-for-sale debt securities (from Schedule RC-B, column D)..... | RCFD1773 | 236,075,000 | 2.b. |
| c. Equity securities with readily determinable fair values not held for trading ⁴ | RCFDJA22 | 88,000 | 2.c. |
| 3. Federal funds sold and securities purchased under agreements to resell: | | | 3. |
| a. Federal funds sold in domestic offices..... | RCONB987 | 0 | 3.a. |
| b. Securities purchased under agreements to resell ⁵ | RCFDB989 | 28,731,000 | 3.b. |
| 4. Loans and lease financing receivables (from Schedule RC-C): | | | 4. |
| a. Loans and leases held for sale..... | RCFD5369 | 6,477,000 | 4.a. |
| b. Loans and leases held for investment..... | RCFDB528 | 1,019,654,000 | 4.b. |
| c. LESS: Allowance for loan and lease losses ⁷ | RCFD3123 | 11,942,000 | 4.c. |
| d. Loans and leases held for investment, net of allowance (item 4.b minus 4.c)..... | RCFDB529 | 1,007,712,000 | 4.d. |
| 5. Trading assets (from Schedule RC-D)..... | RCFD3545 | 146,371,000 | 5. |
| 6. Premises and fixed assets (including capitalized leases)..... | RCFD2145 | 19,151,000 | 6. |
| 7. Other real estate owned (from Schedule RC-M)..... | RCFD2150 | 313,000 | 7. |
| 8. Investments in unconsolidated subsidiaries and associated companies..... | RCFD2130 | 11,814,000 | 8. |
| 9. Direct and indirect investments in real estate ventures..... | RCFD3656 | 14,456,000 | 9. |
| 10. Intangible assets (from Schedule RC-M)..... | RCFD2143 | 58,667,000 | 10. |
| 11. Other assets (from Schedule RC-F) ⁶ | RCFD2160 | 78,031,000 | 11. |
| 12. Total assets (sum of items 1 through 11)..... | RCFD2170 | 2,440,022,000 | 12. |
| 13. Deposits: | | | 13. |
| a. In domestic offices (sum of totals of columns A and C from Schedule RC-E, part I)..... | RCON2200 | 1,964,041,000 | 13.a. |
| 1. Noninterest-bearing ⁸ | RCON6631 | 805,390,000 | 13.a.1. |
| 2. Interest-bearing..... | RCON6636 | 1,158,651,000 | 13.a.2. |
| b. In foreign offices, Edge and Agreement subsidiaries, and IBFs (from Schedule RC-E, part II)..... | RCFN2200 | 111,315,000 | 13.b. |
| 1. Noninterest-bearing..... | RCFN6631 | 28,916,000 | 13.b.1. |
| 2. Interest-bearing..... | RCFN6636 | 82,399,000 | 13.b.2. |
| 14. Federal funds purchased and securities sold under agreements to repurchase: | | | 14. |
| a. Federal funds purchased in domestic offices ⁹ | RCONB993 | 0 | 14.a. |
| b. Securities sold under agreements to repurchase ¹⁰ | RCFDB995 | 43,782,000 | 14.b. |
| 15. Trading liabilities (from Schedule RC-D)..... | RCFD3548 | 27,721,000 | 15. |
| 16. Other borrowed money (includes mortgage indebtedness and obligations under capitalized leases) (from Schedule RC-M)..... | RCFD3190 | 18,692,000 | 16. |
| 17. Not applicable | | | 17. |
| 18. Not applicable | | | 18. |
| 19. Subordinated notes and debentures ¹ | RCFD3200 | 1,567,000 | 19. |

1. Includes cash items in process of collection and unposted debits.
2. Includes time certificates of deposit not held for trading.
3. Institutions that have adopted ASU 2016-13 should report in item 2.a, amounts net of any applicable allowance for credit losses, and should equal to Schedule RC-B, item 8, column A less Schedule RI-B, Part II, item 7, column B.
4. Item 2.c is to be completed by all institutions. See the instructions for this item and the Glossary entry for "Securities Activities" for further detail on accounting for investments in equity securities.
5. Includes all securities resale agreements, regardless of maturity.
7. Institutions that have adopted ASU 2016-13 should report in item 4.c the allowance for credit losses on loans and leases.
6. Institutions that have adopted ASU 2016-13 should report in items 3.b and 11 amounts net of any applicable allowance for credit losses.
8. Includes noninterest-bearing demand, time, and savings deposits.
9. Report overnight Federal Home Loan Bank advances in Schedule RC, item 16, "Other borrowed money."
10. Includes all securities repurchase agreements, regardless of maturity.
1. Includes limited-life preferred stock and related surplus.

Dollar amounts in thousands

| | | | |
|---|----------|----------------------|-------|
| 20. Other liabilities (from Schedule RC-G)..... | RCFD2930 | 41,982,000 | 20. |
| 21. Total liabilities (sum of items 13 through 20)..... | RCFD2948 | 2,209,100,000 | 21. |
| 22. Not applicable | | | 22. |
| 23. Perpetual preferred stock and related surplus..... | RCFD3838 | 0 | 23. |
| 24. Common stock..... | RCFD3230 | 3,020,000 | 24. |
| 25. Surplus (exclude all surplus related to preferred stock)..... | RCFD3839 | 176,727,000 | 25. |
| 26. Not available | | | 26. |
| a. Retained earnings..... | RCFD3632 | 64,348,000 | 26.a. |
| b. Accumulated other comprehensive income ² | RCFDB530 | -13,173,000 | 26.b. |
| c. Other equity capital components ³ | RCFDA130 | 0 | 26.c. |
| 27. Not available | | | 27. |
| a. Total bank equity capital (sum of items 23 through 26.c)..... | RCFD3210 | 230,922,000 | 27.a. |
| b. Noncontrolling (minority) interests in consolidated subsidiaries..... | RCFD3000 | 0 | 27.b. |
| 28. Total equity capital (sum of items 27.a and 27.b)..... | RCFDG105 | 230,922,000 | 28. |
| 29. Total liabilities and equity capital (sum of items 21 and 28)..... | RCFD3300 | 2,440,022,000 | 29. |
| 1. Indicate in the box at the right the number of the statement below that best describes the most comprehensive level of auditing work performed for the bank by independent external auditors as of any date during 2021..... | RCFD6724 | NR | M.1. |
| 2. Bank's fiscal year-end date (report the date in MMDD format)..... | RCON8678 | NR | M.2. |

Schedule RC-A - Cash and Balances Due From Depository Institutions(Form Type - 031)

Exclude assets held for trading.

Dollar amounts in thousands

| | (Column A) Consolidated Bank | | (Column B) Domestic Offices | | |
|---|------------------------------|--------------------|-----------------------------|--------------------|------|
| | | | | | |
| 1. Cash items in process of collection, unposted debits, and currency and coin..... | RCFD0022 | 19,544,000 | | | 1. |
| a. Cash items in process of collection and unposted debits..... | | | RCON0020 | 5,256,000 | 1.a. |
| b. Currency and coin..... | | | RCON0080 | 12,989,000 | 1.b. |
| 2. Balances due from depository institutions in the U.S..... | RCFD0082 | 39,000 | RCON0082 | 25,000 | 2. |
| 3. Balances due from banks in foreign countries and foreign central banks..... | RCFD0070 | 57,002,000 | RCON0070 | 326,000 | 3. |
| 4. Balances due from Federal Reserve Banks..... | RCFD0090 | 97,386,000 | RCON0090 | 97,386,000 | 4. |
| 5. Total..... | RCFD0010 | 173,971,000 | RCON0010 | 115,982,000 | 5. |

2. Includes, but is not limited to, net unrealized holding gains (losses) on available-for-sale securities, accumulated net gains (losses) on cash flow hedges, cumulative foreign currency translation adjustments, and accumulated defined benefit pension and other postretirement plan adjustments.

3. Includes treasury stock and unearned Employee Stock Ownership Plan shares.

Schedule RC-B - Securities(Form Type - 031)

Exclude assets held for trading.

| Dollar amounts in thousands | | (Column A) Held-to-maturity Amortized Cost | (Column B) Held-to-maturity Fair Value | (Column C) Available-for-sale Amortized Cost | (Column D) Available-for-sale Fair Value | |
|---|----------|--|--|--|--|---------|
| 1. U.S. Treasury securities..... | RCFD0211 | 121,574,000 | RCFD0213 106,677,000 | RCFD1286 168,005,000 | RCFD1287 167,022,000 | 1. |
| 2. U.S. Government agency and sponsored agency obligations (exclude mortgage-backed securities) ¹ | RCFDHT50 | 0 | RCFDHT51 0 | RCFDHT52 96,000 | RCFDHT53 94,000 | 2. |
| 3. Securities issued by states and political subdivisions in the U.S..... | RCFD8496 | 14,000 | RCFD8497 14,000 | RCFD8498 7,548,000 | RCFD8499 7,417,000 | 3. |
| 4. Mortgage-backed securities (MBS): | | | | | | 4. |
| a. Residential mortgage pass-through securities: | | | | | | 4.a. |
| 1. Guaranteed by GNMA..... | RCFDG300 | 55,234,000 | RCFDG301 51,145,000 | RCFDG302 21,344,000 | RCFDG303 20,802,000 | 4.a.1. |
| 2. Issued by FNMA and FHLMC..... | RCFDG304 | 473,063,000 | RCFDG305 409,981,000 | RCFDG306 5,909,000 | RCFDG307 5,299,000 | 4.a.2. |
| 3. Other pass-through securities..... | RCFDG308 | 0 | RCFDG309 0 | RCFDG310 0 | RCFDG311 0 | 4.a.3. |
| b. Other residential mortgage-backed securities (include CMOs, REMICs, and stripped MBS): | | | | | | 4.b. |
| 1. Issued or guaranteed by U.S. Government agencies or sponsored agencies ¹ | RCFDG312 | 5,691,000 | RCFDG313 5,145,000 | RCFDG314 2,741,000 | RCFDG315 2,613,000 | 4.b.1. |
| 2. Collateralized by MBS issued or guaranteed by U.S. Government agencies or sponsored agencies ¹ | RCFDG316 | 0 | RCFDG317 0 | RCFDG318 0 | RCFDG319 0 | 4.b.2. |
| 3. All other residential MBS..... | RCFDG320 | 0 | RCFDG321 0 | RCFDG322 151,000 | RCFDG323 151,000 | 4.b.3. |
| c. Commercial MBS: | | | | | | 4.c. |
| 1. Commercial mortgage pass-through securities: | | | | | | 4.c.1. |
| a. Issued or guaranteed by FNMA, FHLMC, or GNMA..... | RCFDK142 | 1,048,000 | RCFDK143 988,000 | RCFDK144 12,337,000 | RCFDK145 11,846,000 | 4.c.1a. |
| b. Other pass-through securities..... | RCFDK146 | 1,268,000 | RCFDK147 1,268,000 | RCFDK148 0 | RCFDK149 0 | 4.c.1b. |
| 2. Other commercial MBS: | | | | | | 4.c.2. |
| a. Issued or guaranteed by U.S. Government agencies or sponsored agencies ¹ | RCFDK150 | 0 | RCFDK151 0 | RCFDK152 1,314,000 | RCFDK153 1,219,000 | 4.c.2a. |
| b. All other commercial MBS..... | RCFDK154 | 0 | RCFDK155 0 | RCFDK156 59,000 | RCFDK157 59,000 | 4.c.2b. |
| 5. Asset-backed securities and structured financial products: | | | | | | 5. |
| a. Asset-backed securities (ABS)..... | RCFDC026 | 0 | RCFDC988 0 | RCFDC989 5,192,000 | RCFDC027 5,168,000 | 5.a. |
| b. Structured financial products..... | RCFDHT58 | 0 | RCFDHT59 0 | RCFDHT60 128,000 | RCFDHT61 128,000 | 5.b. |
| 6. Other debt securities: | | | | | | 6. |
| a. Other domestic debt securities..... | RCFD1737 | 312,000 | RCFD1738 285,000 | RCFD1739 5,722,000 | RCFD1741 5,722,000 | 6.a. |
| b. Other foreign debt securities..... | RCFD1742 | 0 | RCFD1743 0 | RCFD1744 8,567,000 | RCFD1746 8,535,000 | 6.b. |
| 7. Unallocated portfolio layer fair value hedge basis adjustments... | | | | RCFDMG95 NR | | 7. |
| 8. Total (sum of items 1 through 7) ² | RCFD1754 | 658,204,000 | RCFD1771 575,503,000 | RCFD1772 239,113,000 | RCFD1773 236,075,000 | 8. |

Dollar amounts in thousands

| | | | |
|--|----------|--------------------|----------|
| 1. Pledged securities ¹ | RCFD0416 | 109,388,000 | M.1. |
| 2. Maturity and repricing data for debt securities (excluding those in nonaccrual status): ¹ | | | M.2. |
| a. Securities issued by the U.S. Treasury, U.S. Government agencies, and states and political subdivisions in the U.S.; other non-mortgage debt securities; and mortgage pass-through securities other than those backed by closed-end first lien 1-4 family residential mortgages with a remaining maturity or next repricing date of: ² | | | M.2.a. |
| 1. Three months or less..... | RCFDA549 | 23,457,000 | M.2.a.1. |
| 2. Over three months through 12 months..... | RCFDA550 | 13,588,000 | M.2.a.2. |
| 3. Over one year through three years..... | RCFDA551 | 16,927,000 | M.2.a.3. |
| 4. Over three years through five years..... | RCFDA552 | 61,013,000 | M.2.a.4. |
| 5. Over five years through 15 years..... | RCFDA553 | 213,794,000 | M.2.a.5. |
| 6. Over 15 years..... | RCFDA554 | 1,395,000 | M.2.a.6. |
| b. Mortgage pass-through securities backed by closed-end first lien 1-4 family residential mortgages with a remaining maturity or next repricing date of: ² | | | M.2.b. |
| 1. Three months or less..... | RCFDA555 | 0 | M.2.b.1. |
| 2. Over three months through 12 months..... | RCFDA556 | 0 | M.2.b.2. |
| 3. Over one year through three years..... | RCFDA557 | 1,000 | M.2.b.3. |
| 4. Over three years through five years..... | RCFDA558 | 4,000 | M.2.b.4. |
| 5. Over five years through 15 years..... | RCFDA559 | 321,000 | M.2.b.5. |
| 6. Over 15 years..... | RCFDA560 | 554,046,000 | M.2.b.6. |
| c. Other mortgage-backed securities (include CMOs, REMICs, and stripped MBS; exclude mortgage pass-through securities) with an expected average life of: ⁵ | | | M.2.c. |
| 1. Three years or less..... | RCFDA561 | 299,000 | M.2.c.1. |
| 2. Over three years..... | RCFDA562 | 9,434,000 | M.2.c.2. |
| d. Debt securities with a REMAINING MATURITY of one year or less (included in Memorandum items 2.a through 2.c above)..... | RCFDA248 | 23,859,000 | M.2.d. |
| <i>Memorandum item 3 is to be completed semiannually in the June and December reports only.</i> | | | |
| 3. Amortized cost of held-to-maturity securities sold or transferred to available-for-sale or trading securities during the calendar year-to-date (report the amortized cost at date of sale or transfer)..... | RCFD1778 | 0 | M.3. |
| 4. Structured notes (included in the held-to-maturity and available-for-sale accounts in Schedule RC-B, items 2, 3, 5, and 6): | | | M.4. |
| a. Amortized cost..... | RCFD8782 | 2,500,000 | M.4.a. |
| b. Fair value..... | RCFD8783 | 2,485,000 | M.4.b. |

1. Includes Small Business Administration "Guaranteed Loan Pool Certificates"; U.S. Maritime Administration obligations; Export-Import Bank participation certificates; and obligations (other than mortgage-backed securities) issued by the Farm Credit System, the Federal Home Loan Bank System, the Federal Home Loan Mortgage Corporation, the Federal National Mortgage Association, the Financing Corporation, Resolution Funding Corporation, the Student Loan Marketing Association, and the Tennessee Valley Authority.

1. U.S. Government agencies include, but are not limited to, such agencies as the Government National Mortgage Association (GNMA), the Federal Deposit Insurance Corporation (FDIC), and the National Credit Union Administration (NCUA). U.S. Government-sponsored agencies include, but are not limited to, such agencies as the Federal Home Loan Mortgage Corporation (FHLMC) and the Federal National Mortgage Association (FNMA).

1. U.S. Government agencies include, but are not limited to, such agencies as the Government National Mortgage Association (GNMA), the Federal Deposit Insurance Corporation (FDIC), and the National Credit Union Administration (NCUA). U.S. Government-sponsored agencies include, but are not limited to, such agencies as the Federal Home Loan Mortgage Corporation (FHLMC) and the Federal National Mortgage Association (FNMA).

2. For institutions that have adopted ASU 2016-13, the total reported in column A must equal Schedule RC, item 2.a, plus Schedule RI-B, Part II, item 7, column B. For institutions that have not adopted ASU 2016-13, the total reported in column A must equal Schedule RC, item 2.a. For all institutions, the total reported in column D must equal Schedule RC, item 2.b.

Dollar amounts in thousands

| | (Column A) Held-to-maturity Amortized Cost | (Column B) Held-to-maturity Fair Value | (Column C) Available-for-sale Amortized Cost | (Column D) Available-for-sale Fair Value | | | | | |
|---|--|--|--|--|----------|-----------|----------|-----------|-------|
| <i>Memorandum items 5.a through 5.f and 6.a through 6.g are to be completed by banks with \$10 billion or more in total assets.</i> | | | | | | | | | |
| 5. Asset-backed securities (ABS) (for each column, sum of Memorandum items 5.a through 5.f must equal Schedule RC-B, item 5.a): ¹ | | | | | M.5. | | | | |
| a. Credit card receivables..... | RCFDB838 | 0 | RCFDB839 | 0 | RCFDB840 | 954,000 | RCFDB841 | 947,000 | M5a. |
| b. Home equity lines..... | RCFDB842 | 0 | RCFDB843 | 0 | RCFDB844 | 0 | RCFDB845 | 0 | M5b. |
| c. Automobile loans..... | RCFDB846 | 0 | RCFDB847 | 0 | RCFDB848 | 180,000 | RCFDB849 | 176,000 | M5c. |
| d. Other consumer loans..... | RCFDB850 | 0 | RCFDB851 | 0 | RCFDB852 | 450,000 | RCFDB853 | 449,000 | M5d. |
| e. Commercial and industrial loans..... | RCFDB854 | 0 | RCFDB855 | 0 | RCFDB856 | 595,000 | RCFDB857 | 591,000 | M5e. |
| f. Other..... | RCFDB858 | 0 | RCFDB859 | 0 | RCFDB860 | 3,013,000 | RCFDB861 | 3,005,000 | M5.f. |
| 6. Structured financial products by underlying collateral or reference assets (for each column, sum of Memorandum items 6.a through 6.g must equal Schedule RC-B item 5.b): | | | | | | | | | M.6. |
| a. Trust preferred securities issued by financial institutions..... | RCFDG348 | 0 | RCFDG349 | 0 | RCFDG350 | 122,000 | RCFDG351 | 122,000 | M6a. |
| b. Trust preferred securities issued by real estate investment trusts..... | RCFDG352 | 0 | RCFDG353 | 0 | RCFDG354 | 0 | RCFDG355 | 0 | M6b. |
| c. Corporate and similar loans..... | RCFDG356 | 0 | RCFDG357 | 0 | RCFDG358 | 6,000 | RCFDG359 | 6,000 | M6c. |
| d. 1-4 family residential MBS issued or guaranteed by U.S. government-sponsored enterprises (GSEs)..... | RCFDG360 | 0 | RCFDG361 | 0 | RCFDG362 | 0 | RCFDG363 | 0 | M6d. |
| e. 1-4 family residential MBS not issued or guaranteed by GSEs..... | RCFDG364 | 0 | RCFDG365 | 0 | RCFDG366 | 0 | RCFDG367 | 0 | M6e. |
| f. Diversified (mixed) pools of structured financial products..... | RCFDG368 | 0 | RCFDG369 | 0 | RCFDG370 | 0 | RCFDG371 | 0 | M6.f. |
| g. Other collateral or reference assets..... | RCFDG372 | 0 | RCFDG373 | 0 | RCFDG374 | 0 | RCFDG375 | 0 | M6g. |

1. Includes held-to-maturity securities at amortized cost, available-for-sale debt securities at fair value, and equity securities with readily determinable fair values not held for trading (reported in Schedule RC, item 2.c) at fair value.

1. Includes held-to-maturity securities at amortized cost, available-for-sale debt securities at fair value, and equity securities with readily determinable fair values not held for trading (reported in Schedule RC, item 2.c) at fair value.

2. Report fixed-rate debt securities by remaining maturity and floating-rate debt securities by next repricing date.

2. Report fixed-rate debt securities by remaining maturity and floating-rate debt securities by next repricing date.

5. Sum of Memorandum items 2.c.(1) and 2.c.(2) plus any nonaccrual "Other mortgage-backed securities" included in Schedule RC-N, item 10, column C, must equal Schedule RC-B, sum of items 4.b and 4.c.(2), columns A and D.

1. The \$10 billion asset size test is based on the total assets reported on the June 30, 2018, Report of Condition.

Schedule RC-C Part I - Loans and Leases(Form Type - 031)

Do not deduct the allowance for loan and lease losses or the allocated transfer risk reserve from amounts reported in this schedule. Report (1) loans and leases held for sale at the lower of cost or fair value, (2) loans and leases held for investment, net of unearned income, and (3) loans and leases accounted for at fair value under a fair value option. Exclude assets held for trading and commercial paper.

| Dollar amounts in thousands | | (Column A) Consolidated Bank | | (Column B) Domestic Offices | |
|---|----------|------------------------------|----------|-----------------------------|----------|
| 1. Loans secured by real estate ² | RCFD1410 | NR | | | 1. |
| a. Construction, land development, and other land loans: | | | | | 1.a. |
| 1. 1-4 family residential construction loans | RCFDF158 | 506,000 | RCONF158 | 506,000 | 1.a.1. |
| 2. Other construction loans and all land development and other land loans | RCFDF159 | 9,492,000 | RCONF159 | 9,230,000 | 1.a.2. |
| b. Secured by farmland (including farm residential and other improvements) | RCFD1420 | 2,208,000 | RCON1420 | 2,208,000 | 1.b. |
| c. Secured by 1-4 family residential properties: | | | | | 1.c. |
| 1. Revolving, open-end loans secured by 1-4 family residential properties and extended under lines of credit | RCFD1797 | 26,558,000 | RCON1797 | 26,558,000 | 1.c.1. |
| 2. Closed-end loans secured by 1-4 family residential properties: | | | | | 1.c.2. |
| a. Secured by first liens | RCFD5367 | 215,072,000 | RCON5367 | 215,072,000 | 1.c.2.a. |
| b. Secured by junior liens | RCFD5368 | 973,000 | RCON5368 | 973,000 | 1.c.2.b. |
| d. Secured by multifamily (5 or more) residential properties | RCFD1460 | 6,762,000 | RCON1460 | 5,877,000 | 1.d. |
| e. Secured by nonfarm nonresidential properties: | | | | | 1.e. |
| 1. Loans secured by owner-occupied nonfarm nonresidential properties | RCFDF160 | 24,133,000 | RCONF160 | 24,133,000 | 1.e.1. |
| 2. Loans secured by other nonfarm nonresidential properties | RCFDF161 | 35,955,000 | RCONF161 | 34,025,000 | 1.e.2. |
| 2. Loans to depository institutions and acceptances of other banks: | | | | | 2. |
| a. To commercial banks in the U.S. | | | RCONB531 | 146,000 | 2.a. |
| 1. To U.S. branches and agencies of foreign banks | RCFDB532 | 269,000 | | | 2.a.1. |
| 2. To other commercial banks in the U.S. | RCFDB533 | 51,000 | | | 2.a.2. |
| b. To other depository institutions in the U.S. | RCFDB534 | 1,000 | RCONB534 | 1,000 | 2.b. |
| c. To banks in foreign countries | | | RCONB535 | 2,811,000 | 2.c. |
| 1. To foreign branches of other U.S. banks | RCFDB536 | 37,000 | | | 2.c.1. |
| 2. To other banks in foreign countries | RCFDB537 | 15,320,000 | | | 2.c.2. |
| 3. Loans to finance agricultural production and other loans to farmers | RCFD1590 | 2,860,000 | RCON1590 | 2,579,000 | 3. |
| 4. Commercial and industrial loans: | | | | | 4. |
| a. To U.S. addressees (domicile) | RCFD1763 | 254,655,000 | RCON1763 | 250,708,000 | 4.a. |
| b. To non-U.S. addressees (domicile) | RCFD1764 | 77,278,000 | RCON1764 | 16,524,000 | 4.b. |
| 5. Not applicable | | | | | 5. |
| 6. Loans to individuals for household, family, and other personal expenditures (i.e., consumer loans) (includes purchased paper): | | | | | 6. |
| a. Credit cards | RCFDB538 | 85,795,000 | RCONB538 | 85,795,000 | 6.a. |
| b. Other revolving credit plans | RCFDB539 | 39,801,000 | RCONB539 | 39,801,000 | 6.b. |
| c. Automobile loans | RCFDK137 | 37,242,000 | RCONK137 | 37,242,000 | 6.c. |
| d. Other consumer loans (includes single payment and installment loans other than automobile loans, and all student loans) | RCFDK207 | 10,412,000 | RCONK207 | 10,412,000 | 6.d. |
| 7. Loans to foreign governments and official institutions (including foreign central banks) | RCFD2081 | 1,005,000 | RCON2081 | 75,000 | 7. |
| 8. Obligations (other than securities and leases) of states and political subdivisions in the U.S. | RCFD2107 | 24,064,000 | RCON2107 | 24,064,000 | 8. |
| 9. Loans to nondepository financial institutions and other loans: | RCFD1563 | 136,597,000 | | | 9. |
| a. Loans to nondepository financial institutions | | | RCONJ454 | 58,632,000 | 9.a. |
| b. Other loans: | | | | | 9.b. |
| 1. Loans for purchasing or carrying securities (secured and unsecured) | | | RCON1545 | 6,115,000 | 9.b.1. |
| 2. All other loans (exclude consumer loans) | | | RCONJ451 | 47,104,000 | 9.b.2. |
| 10. Lease financing receivables (net of unearned income) | | | RCON2165 | 17,903,000 | 10. |
| a. Leases to individuals for household, family, and other personal expenditures (i.e., consumer leases) | RCFDF162 | 5,407,000 | | | 10.a. |
| b. All other leases | RCFDF163 | 13,678,000 | | | 10.b. |
| 11. LESS: Any unearned income on loans reflected in items 1-9 above | RCFD2123 | 0 | RCON2123 | 0 | 11. |
| 12. Total loans and leases held for investment and held for sale (item 12, column A must equal Schedule RC, sum of items 4.a and 4.b) | RCFD2122 | 1,026,131,000 | RCON2122 | 918,494,000 | 12. |

2. When reporting "Loans secured by real estate," "large institutions" and "highly complex institutions," as defined for deposit insurance assessment purposes in FDIC regulations, should complete items 1.a.(1) through 1.e.(2) in columns A and B (but not item 1 in column A); all other institutions should complete item 1 in column A and items 1.a.(1) through 1.e.(2) in column B (but not items 1.a.(1) through 1.e.(2) in column A).

Dollar amounts in thousands

| | | | |
|--|----------|-------------|------------|
| 1. Loans restructured in troubled debt restructurings that are in compliance with their modified terms (included in Schedule RC-C, part 1, and not reported as past due or nonaccrual in Schedule RC-N, Memorandum item 1): | | | M.1. |
| a. Construction, land development, and other land loans in domestic offices: | | | M.1.a. |
| 1. 1-4 family residential construction loans..... | RCONK158 | 0 | M.1.a.1. |
| 2. Other construction loans and all land development and other land loans..... | RCONK159 | 305,000 | M.1.a.2. |
| b. Loans secured by 1-4 family residential properties in domestic offices..... | RCONF576 | 1,525,000 | M.1.b. |
| c. Secured by multifamily (5 or more) residential properties in domestic offices..... | RCONK160 | 22,000 | M.1.c. |
| d. Secured by nonfarm nonresidential properties in domestic offices: | | | M.1.d. |
| 1. Loans secured by owner-occupied nonfarm nonresidential properties..... | RCONK161 | 81,000 | M.1.d.1. |
| 2. Loans secured by other nonfarm nonresidential properties..... | RCONK162 | 225,000 | M.1.d.2. |
| e. Commercial and industrial loans: | | | M.1.e. |
| 1. To U.S. addressees (domicile)..... | RCFDK163 | 601,000 | M.1.e.1. |
| 2. To non-U.S. addressees (domicile)..... | RCFDK164 | 469,000 | M.1.e.2. |
| f. All other loans (include loans to individuals for household, family, and other personal expenditures)..... | RCFDK165 | 608,000 | M.1.f. |
| <i>Itemize loan categories included in Memorandum item 1.f, above that exceed 10 percent of total loans restructured in troubled debt restructurings that are in compliance with their modified terms (sum of Memorandum items 1.a through 1.f):</i> | | | |
| 1. Loans secured by farmland in domestic offices..... | RCONK166 | 0 | M.1.f.1. |
| 2. Not applicable | | | M.1.f.2. |
| 3. Loans to finance agricultural production and other loans to farmers..... | RCFDK168 | 0 | M.1.f.3. |
| 4. Loans to individuals for household, family, and other personal expenditures: | | | M.1.f.4. |
| a. Credit cards..... | RCFDK098 | 518,000 | M.1.f.4.a. |
| b. Automobile loans..... | RCFDK203 | 0 | M.1.f.4.b. |
| c. Other (includes revolving credit plans other than credit cards and other consumer loans)..... | RCFDK204 | 0 | M.1.f.4.c. |
| g. Total loans restructured in troubled debt restructurings that are in compliance with their modified terms (sum of Memorandum items 1.a.(1) through 1.f.)..... | RCFDHK25 | 3,836,000 | M.1.g. |
| 2. Maturity and repricing data for loans and leases (excluding those in nonaccrual status): | | | M.2. |
| a. Closed-end loans secured by first liens on 1-4 family residential properties in domestic offices (reported in Schedule RC-C, part I, item 1.c.(2)(a), column B) with a remaining maturity or next repricing date of: | | | M.2.a. |
| 1. Three months or less..... | RCONA564 | 2,169,000 | M.2.a.1. |
| 2. Over three months through 12 months..... | RCONA565 | 4,737,000 | M.2.a.2. |
| 3. Over one year through three years..... | RCONA566 | 8,489,000 | M.2.a.3. |
| 4. Over three years through five years..... | RCONA567 | 12,582,000 | M.2.a.4. |
| 5. Over five years through 15 years..... | RCONA568 | 76,344,000 | M.2.a.5. |
| 6. Over 15 years..... | RCONA569 | 108,641,000 | M.2.a.6. |
| b. All loans and leases (reported in Schedule RC-C, part I, items 1 through 10, column A) EXCLUDING closed-end loans secured by first liens on 1-4 family residential properties in domestic offices (reported in Schedule RC-C, part I, item 1.c.(2)(a), column B) with a remaining maturity or next repricing date of: | | | M.2.b. |
| 1. Three months or less..... | RCFDA570 | 465,794,000 | M.2.b.1. |
| 2. Over three months through 12 months..... | RCFDA571 | 89,264,000 | M.2.b.2. |
| 3. Over one year through three years..... | RCFDA572 | 108,381,000 | M.2.b.3. |
| 4. Over three years through five years..... | RCFDA573 | 75,486,000 | M.2.b.4. |
| 5. Over five years through 15 years..... | RCFDA574 | 59,555,000 | M.2.b.5. |
| 6. Over 15 years..... | RCFDA575 | 10,458,000 | M.2.b.6. |
| c. Loans and leases (reported in Schedule RC-C, part I, items 1 through 10, column A) with a REMAINING MATURITY of one year or less (excluding those in nonaccrual status)..... | RCFDA247 | 188,705,000 | M.2.c. |
| 3. Loans to finance commercial real estate, construction, and land development activities (not secured by real estate) included in Schedule RC-C, part I, items 4 and 9, column A ⁴ | RCFD2746 | 19,847,000 | M.3. |
| 4. Adjustable rate closed-end loans secured by first liens on 1-4 family residential properties in domestic offices (included in Schedule RC-C, part I, item 1.c.(2)(a), column B)..... | RCON5370 | 79,293,000 | M.4. |
| 5. Loans secured by real estate to non-U.S. addressees (domicile) (included in Schedule RC-C, Part I, item 1, column A, or Schedule RC-C, Part I, items 1.a.(1) through 1.e.(2), column A, as appropriate)..... | RCFDB837 | 4,041,000 | M.5. |
| 6. Outstanding credit card fees and finance charges included in Schedule RC-C, part I, item 6.a, column A..... | RCFDC391 | 1,592,000 | M.6. |

Memorandum item 6 is to be completed by banks that (1) together with affiliated institutions, have outstanding credit card receivables (as defined in the instructions) that exceed \$500 million as of the report date, or (2) are credit card specialty banks as defined for Uniform Bank Performance Report purposes.

4. Exclude loans secured by real estate that are included in Schedule RC-C, Part I, item 1, column A.

Dollar amounts in thousands

| | | | |
|---|----------|---------------|--------|
| <i>Memorandum items 7.a and 7.b are to be completed by all banks semiannually in the June and December reports only.</i> | | | |
| 7. Purchased credit-impaired loans held for investment accounted for in accordance with FASB ASC 310-30 (former AICPA Statement of Position 03-3) (exclude loans held for sale): ⁵ | | | M.7. |
| a. Outstanding balance..... | RCFDC779 | NR | M.7.a. |
| b. Amount included in Schedule RC-C, part I, items 1 through 9..... | RCFDC780 | NR | M.7.b. |
| <i>Memorandum items 8.a, 8.b, and 8.c are to be completed semiannually in the June and December reports only.</i> | | | |
| 8. Closed-end loans with negative amortization features secured by 1-4 family residential properties in domestic offices: | | | M.8. |
| a. Total amount of closed-end loans with negative amortization features secured by 1-4 family residential properties (included in Schedule RC-C, part I, items 1.c.(2)(a) and 1.c.(2)(b))..... | RCONF230 | 43,000 | M.8.a. |
| <i>Memorandum items 8.b and 8.c are to be completed semiannually in the June and December reports only by banks that had closed-end loans with negative amortization features secured by 1-4 family residential properties (as reported in Schedule RC-C, Part I, Memorandum item 8.a) as of December 31, 2021, that exceeded the lesser of \$100 million or 5 percent of total loans and leases held for investment and held for sale in domestic offices (as reported in Schedule RC-C, Part I, item 12, column B).</i> | | | |
| b. Total maximum remaining amount of negative amortization contractually permitted on closed-end loans secured by 1-4 family residential properties..... | RCONF231 | 19,000 | M.8.b. |
| c. Total amount of negative amortization on closed-end loans secured by 1-4 family residential properties included in the amount reported in Memorandum item 8.a above..... | RCONF232 | 1,000 | M.8.c. |

5. Memorandum item 7 is to be completed only by institutions that have not yet adopted ASU 2016-13.

Dollar amounts in thousands

| | | | |
|---|----------|-----------|------|
| 9. Loans secured by 1-4 family residential properties in domestic offices in process of foreclosure (included in Schedule RC-C, part I, items 1.c.(1), 1.c.(2)(a), and 1.c.(2)(b))..... | RCONF577 | 1,129,000 | M.9. |
|---|----------|-----------|------|

Dollar amounts in thousands

| | | | |
|--------------------|--|--|-------|
| 10. Not applicable | | | M.10. |
| 11. Not applicable | | | M.11. |

Dollar amounts in thousands

| | (Column A) Fair value of acquired loans and leases at acquisition date | (Column B) Gross contractual amounts receivable at acquisition date | (Column C) Best estimate at acquisition date of contractual cash flows not expected to be collected | | | | |
|---|--|---|---|-------|----------|---|------|
| <i>Memorandum items 12.a, 12.b, 12.c, and 12.d are to be completed semiannually in the June and December reports only.</i> | | | | | | | |
| 12. Loans (not subject to the requirements of FASB ASC 310-30 (former AICPA Statement of Position 03-3)) and leases held for investment that were acquired in business combinations with acquisition dates in the current calendar year: ¹ | | | | M.12. | | | |
| a. Loans secured by real estate..... | RCFDG091 | 0 | RCFDG092 | 0 | RCFDG093 | 0 | M12a |
| b. Commercial and industrial loans..... | RCFDG094 | 0 | RCFDG095 | 0 | RCFDG096 | 0 | M12b |
| c. Loans to individuals for household, family, and other personal expenditures..... | RCFDG097 | 0 | RCFDG098 | 0 | RCFDG099 | 0 | M12c |
| d. All other loans and all leases..... | RCFDG100 | 0 | RCFDG101 | 0 | RCFDG102 | 0 | M12d |

Dollar amounts in thousands

| | | | | |
|--|----------|-------------|--|-----------|
| <i>Memoranda item 13 is to be completed by banks that had construction, land development, and other land loans in domestic offices (as reported in Schedule RC-C, Part I, item 1.a., column B) that exceeded 100 percent of the sum of tier 1 capital (as reported in Schedule RC-R, Part I, item 26) plus the allowance for loan and lease losses or the allowance for credit losses on loans and leases, as applicable (as reported in Schedule RC, item 4.c) as of December 31, 2021.</i> | | | | M.13. |
| 13. Construction, land development, and other land loans in domestic offices with interest reserves: | | | | |
| a. Amount of loans that provide for the use of interest reserves (included in Schedule RC-C, part I, item 1.a, column B)..... | RCONG376 | 0 | | M.13.a. |
| b. Amount of interest capitalized from interest reserves on construction, land development, and other land loans that is included in interest and fee income on loans during the quarter (included in Schedule RI, item 1.a.(1)(a)(2)). | RIADG377 | 0 | | M.13.b. |
| <i>Memorandum item 14 is to be completed by all banks.</i> | | | | |
| 14. Pledged loans and leases..... | RCFDG378 | 191,778,000 | | M.14. |
| <i>Memorandum item 15 is to be completed for the December report only.</i> | | | | |
| 15. Reverse mortgages in domestic offices: | | | | |
| a. Reverse mortgages outstanding that are held for investment (included in Schedule RC-C, item 1.c, above): | | | | |
| 1. Home Equity Conversion Mortgage (HECM) reverse mortgages..... | RCONJ466 | NR | | M.15.a.1. |
| 2. Proprietary reverse mortgages..... | RCONJ467 | NR | | M.15.a.2. |
| b. Estimated number of reverse mortgage loan referrals to other lenders during the year from whom compensation has been received for services performed in connection with the origination of the reverse mortgages: | | | | |
| 1. Home Equity Conversion Mortgage (HECM) reverse mortgages..... | RCONJ468 | NR | | M.15.b.1. |
| 2. Proprietary reverse mortgages..... | RCONJ469 | NR | | M.15.b.2. |
| c. Principal amount of reverse mortgage originations that have been sold during the year: | | | | |
| 1. Home Equity Conversion Mortgage (HECM) reverse mortgages..... | RCONJ470 | NR | | M.15.c.1. |
| 2. Proprietary reverse mortgages..... | RCONJ471 | NR | | M.15.c.2. |
| <i>Memorandum item 16 is to be completed by all banks.</i> | | | | |
| 16. Revolving, open-end loans secured by 1-4 family residential properties and extended under lines of credit in domestic offices that have converted to non-revolving closed-end status (included in item 1.c.(1) above)..... | RCONLE75 | 5,957,000 | | M.16. |
| <i>Amounts reported in Memorandum items 17.a and 17.b will not be made available to the public on an individual institution basis.</i> | | | | |
| 17. Eligible loan modifications under Section 4013, Temporary Relief from Troubled Debt Restructurings, of the 2020 Coronavirus Aid, Relief, and Economic Security Act: | | | | |
| a. Number of Section 4013 loans outstanding..... | RCONLG24 | CONF | | M.17.a. |
| b. Outstanding balance of Section 4013 loans..... | RCONLG25 | CONF | | M.17.b. |

1. Institutions that have adopted ASU 2016-13 should report only loans held for investment not considered purchased credit-deteriorated in Memorandum item 12.

Schedule RC-C Part II - Loans to Small Businesses and Small Farms(Form Type - 031)

Report the number and amount currently outstanding as of the report date of business loans with "original amounts" of \$1,000,000 or less and farm loans with "original amounts" of \$500,000 or less. The following guidelines should be used to determine the "original amount" of a loan:
 (1) For loans drawn down under lines of credit or loan commitments, the "original amount" of the loan is the size of the line of credit or loan commitment when the line of credit or loan commitment was most recently approved, extended, or renewed prior to the report date. However, if the amount currently outstanding as of the report date exceeds this size, the "original amount" is the amount currently outstanding on the report date. (2) For loan participations and syndications, the "original amount" of the loan participation or syndication is the entire amount of the credit originated by the lead lender. (3) For all other loans, the "original amount" is the total amount of the loan at origination or the amount currently outstanding as of the report date, whichever is larger.

Dollar amounts in thousands

| | | | |
|-------------------|--|--|----|
| 1. Not applicable | | | 1. |
| 2. Not applicable | | | 2. |

Dollar amounts in thousands

| | (Column A) Number of Loans | | (Column B) Amount Currently Outstanding | | |
|--|----------------------------|---------|---|------------|------|
| 3. Number and amount currently outstanding of "Loans secured by nonfarm nonresidential properties" in domestic offices reported in Schedule RC-C, part I, items 1.e.(1) and 1.e.(2), column B: | | | | | 3. |
| a. With original amounts of \$100,000 or less..... | RCON5564 | 335 | RCON5565 | 12,000 | 3.a. |
| b. With original amounts of more than \$100,000 through \$250,000..... | RCON5566 | 1913 | RCON5567 | 230,000 | 3.b. |
| c. With original amounts of more than \$250,000 through \$1,000,000..... | RCON5568 | 7556 | RCON5569 | 2,981,000 | 3.c. |
| 4. Number and amount currently outstanding of "Commercial and industrial loans to U.S. addressees" in domestic offices reported in Schedule RC-C, part I, item 4.a, column B: | | | | | 4. |
| a. With original amounts of \$100,000 or less..... | RCON5570 | 2236760 | RCON5571 | 16,803,000 | 4.a. |
| b. With original amounts of more than \$100,000 through \$250,000..... | RCON5572 | 51963 | RCON5573 | 4,841,000 | 4.b. |
| c. With original amounts of more than \$250,000 through \$1,000,000..... | RCON5574 | 36109 | RCON5575 | 10,035,000 | 4.c. |

Dollar amounts in thousands

| | | | |
|-------------------|--|--|----|
| 5. Not applicable | | | 5. |
| 6. Not applicable | | | 6. |

Dollar amounts in thousands

| | (Column A) Number of Loans | | (Column B) Amount Currently Outstanding | | |
|--|----------------------------|-------|---|---------|------|
| 7. Number and amount currently outstanding of "Loans secured by farmland (including farm residential and other improvements)" in domestic offices reported in Schedule RC-C, part I, item 1.b, column B: | | | | | 7. |
| a. With original amounts of \$100,000 or less..... | RCON5578 | 8 | RCON5579 | 0 | 7.a. |
| b. With original amounts of more than \$100,000 through \$250,000..... | RCON5580 | 8 | RCON5581 | 1,000 | 7.b. |
| c. With original amounts of more than \$250,000 through \$500,000..... | RCON5582 | 26 | RCON5583 | 7,000 | 7.c. |
| 8. Number and amount currently outstanding of "Loans to finance agricultural production and other loans to farmers" in domestic offices reported in Schedule RC-C, part I, item 3, column B: | | | | | 8. |
| a. With original amounts of \$100,000 or less..... | RCON5584 | 20813 | RCON5585 | 117,000 | 8.a. |
| b. With original amounts of more than \$100,000 through \$250,000..... | RCON5586 | 224 | RCON5587 | 19,000 | 8.b. |
| c. With original amounts of more than \$250,000 through \$500,000..... | RCON5588 | 91 | RCON5589 | 19,000 | 8.c. |

Schedule RC-D - Trading Assets and Liabilities(Form Type - 031)

Schedule RC-D is to be completed by banks that reported total trading assets of \$10 million or more in any of the four preceding calendar quarters, and all banks meeting the FDIC's definition of a large or highly complex institution for deposit insurance assessment purposes.

| Dollar amounts in thousands | | Consolidated Bank | | |
|---|--|-------------------|-------------|----------|
| 1. U.S. Treasury securities..... | | RCFD3531 | 14,383,000 | 1. |
| 2. U.S. Government agency obligations (exclude mortgage-backed securities)..... | | RCFD3532 | 365,000 | 2. |
| 3. Securities issued by states and political subdivisions in the U.S..... | | RCFD3533 | 2,752,000 | 3. |
| 4. Mortgage-backed securities (MBS): | | | | 4. |
| a. Residential mortgage pass-through securities issued or guaranteed by FNMA, FHLMC, or GNMA..... | | RCFDG379 | 5,000 | 4.a. |
| b. Other residential MBS issued or guaranteed by U.S. Government agencies or sponsored agencies (include CMOs, REMICs, and stripped MBS) ¹ | | RCFDG380 | 0 | 4.b. |
| c. All other residential MBS..... | | RCFDG381 | 4,000 | 4.c. |
| d. Commercial MBS issued or guaranteed by U.S. Government agencies or sponsored agencies ¹ | | RCFDK197 | 12,000 | 4.d. |
| e. All other commercial MBS..... | | RCFDK198 | 0 | 4.e. |
| 5. Other debt securities: | | | | 5. |
| a. Structured financial products..... | | RCFDHT62 | 0 | 5.a. |
| b. All other debt securities..... | | RCFDG386 | 14,945,000 | 5.b. |
| 6. Loans: | | | | 6. |
| a. Loans secured by real estate | | | | 6.a. |
| 1. Loans secured by 1-4 family residential properties..... | | RCFDHT63 | 16,000 | 6.a.1. |
| 2. All other loans secured by real estate..... | | RCFDHT64 | 338,000 | 6.a.2. |
| b. Commercial and industrial loans..... | | RCFDF614 | 8,659,000 | 6.b. |
| c. Loans to individuals for household, family, and other personal expenditures (i.e., consumer loans) (includes purchased paper)..... | | RCFDHT65 | 0 | 6.c. |
| d. Other loans..... | | RCFDF618 | 2,145,000 | 6.d. |
| 7. Not applicable | | | | 7. |
| 8. Not applicable | | | | 8. |
| 9. Other trading assets..... | | RCFD3541 | 69,701,000 | 9. |
| 10. Not applicable | | | | 10. |
| 11. Derivatives with a positive fair value..... | | RCFD3543 | 33,046,000 | 11. |
| 12. Total trading assets (sum of items 1 through 11) (total of column A must equal Schedule RC, item 5)..... | | RCFD3545 | 146,371,000 | 12. |
| 13. Not available | | | | 13. |
| a. Liability for short positions..... | | RCFD3546 | 7,569,000 | 13.a. |
| b. Other trading liabilities..... | | RCFDF624 | 1,000 | 13.b. |
| 14. Derivatives with a negative fair value..... | | RCFD3547 | 20,151,000 | 14. |
| 15. Total trading liabilities (sum of items 13.a through 14) (total of column A must equal Schedule RC, item 15)..... | | RCFD3548 | 27,721,000 | 15. |
| 1. Unpaid principal balance of loans measured at fair value (reported in Schedule RC-D, items 6.a through 6.d): | | | | M.1. |
| a. Loans secured by real estate | | | | M.1.a. |
| 1. Loans secured by 1-4 family residential properties..... | | RCFDHT66 | 38,000 | M.1.a.1. |
| 2. All other loans secured by real estate..... | | RCFDHT67 | 839,000 | M.1.a.2. |
| b. Commercial and industrial loans..... | | RCFDF632 | 15,417,000 | M.1.b. |
| c. Loans to individuals for household, family, and other personal expenditures (i.e., consumer loans) (includes purchased paper)..... | | RCFDHT68 | 0 | M.1.c. |
| d. Other loans..... | | RCFDF636 | 2,145,000 | M.1.d. |
| Memorandum items 2 through 10 are to be completed by banks with \$10 billion or more in total trading assets. | | | | M.2. |
| 2. Loans measured at fair value that are past due 90 days or more: ¹ | | | | |
| a. Fair value..... | | RCFDF639 | 196,000 | M.2.a. |
| b. Unpaid principal balance..... | | RCFDF640 | 4,787,000 | M.2.b. |

1. U.S. Government agencies include, but are not limited to, such agencies as the Government National Mortgage Association (GNMA), the Federal Deposit Insurance Corporation (FDIC), and the National Credit Union Administration (NCUA). U.S. Government-sponsored agencies include, but are not limited to, such agencies as the Federal Home Loan Mortgage Corporation (FHLMC) and the Federal National Mortgage Association (FNMA).

1. The \$10 billion trading asset-size test is based on total trading assets reported on the June 30, 2018, Report of Condition.

Dollar amounts in thousands

| | | Consolidated Bank | | |
|--|----------|-------------------|--|--------|
| <i>Memorandum items 3 through 10 are to be completed by banks with \$10 billion or more in total trading assets.</i> | | | | |
| 3. Structured financial products by underlying collateral or reference assets (for each column, sum of Memorandum items 3.a through 3.g must equal Schedule RC-D, sum of items 5.a.(1) through (3)): | | | | M.3. |
| a. Trust preferred securities issued by financial institutions..... | RCFDG299 | 0 | | M.3.a. |
| b. Trust preferred securities issued by real estate investment trusts..... | RCFDG332 | 0 | | M.3.b. |
| c. Corporate and similar loans..... | RCFDG333 | 0 | | M.3.c. |
| d. 1-4 family residential MBS issued or guaranteed by U.S. government-sponsored enterprises (GSEs)..... | RCFDG334 | 0 | | M.3.d. |
| e. 1-4 family residential MBS not issued or guaranteed by GSEs..... | RCFDG335 | 0 | | M.3.e. |
| f. Diversified (mixed) pools of structured financial products..... | RCFDG651 | 0 | | M.3.f. |
| g. Other collateral or reference assets..... | RCFDG652 | 0 | | M.3.g. |
| 4. Pledged trading assets: | | | | M.4. |
| a. Pledged securities..... | RCFDG387 | 2,179,000 | | M.4.a. |
| b. Pledged loans..... | RCFDG388 | 12,000 | | M.4.b. |

Dollar amounts in thousands

| | | | | |
|--|----------|------------|--|-----------|
| 5. Asset-backed securities: | | | | M.5. |
| a. Credit card receivables..... | RCFDF643 | 0 | | M.5.a. |
| b. Home equity lines..... | RCFDF644 | 0 | | M.5.b. |
| c. Automobile loans..... | RCFDF645 | 0 | | M.5.c. |
| d. Other consumer loans..... | RCFDF646 | 0 | | M.5.d. |
| e. Commercial and industrial loans..... | RCFDF647 | 0 | | M.5.e. |
| f. Other..... | RCFDF648 | 0 | | M.5.f. |
| 6. Retained beneficial interests in securitizations (first-loss or equity tranches) | | | | M.6. |
| 7. Equity securities (included in Schedule RC-D, item 9, above): | | | | M.7. |
| a. Readily determinable fair values..... | RCFDF652 | 57,300,000 | | M.7.a. |
| b. Other..... | RCFDF653 | 109,000 | | M.7.b. |
| 8. Loans pending securitization..... | RCFDF654 | 0 | | M.8. |
| 9. Other trading assets (itemize and describe amounts included in Schedule RC-D, item 9, that are greater than \$1,000,000 and exceed 25% of the item): ¹ | | | | M.9. |
| a. Disclose component and the dollar amount of that component: | | | | M.9.a. |
| 1. Describe component..... | TEXTF655 | NR | | M.9.a.1. |
| 2. Amount of component..... | RCFDF655 | 0 | | M.9.a.2. |
| b. Disclose component and the dollar amount of that component: | | | | M.9.b. |
| (TEXTF656) NR | RCFDF656 | 0 | | M.9.b.1. |
| c. Disclose component and the dollar amount of that component: | | | | M.9.c. |
| (TEXTF657) NR | RCFDF657 | 0 | | M.9.c.1. |
| 10. Other trading liabilities (itemize and describe amounts included in Schedule RC-D, item 13.b, that are greater than \$1,000,000 and exceed 25% of the item): | | | | M.10. |
| a. Disclose component and the dollar amount of that component: | | | | M.10.a. |
| 1. Describe component..... | TEXTF658 | NR | | M.10.a.1. |
| 2. Amount of component..... | RCFDF658 | 0 | | M.10.a.2. |
| b. Disclose component and the dollar amount of that component: | | | | M.10.b. |
| (TEXTF659) NR | RCFDF659 | 0 | | M.10.b.1. |
| c. Disclose component and the dollar amount of that component: | | | | M.10.c. |
| (TEXTF660) NR | RCFDF660 | 0 | | M.10.c.1. |

1. Exclude equity securities.

Schedule RC-E Part I - Deposits in Domestic Offices(Form Type - 031)

| Dollar amounts in thousands | | (Column A) Transaction Accounts Total Transaction accounts (including total demand deposits) | (Column B) Transaction Accounts Memo: Total demand deposits (included in column A) | (Column C) Nontransaction Accounts Total nontransaction accounts (including MMDAs) |
|---|----------|--|---|--|
| Deposits of: | | | | |
| 1. Individuals, partnerships, and corporations (include all certified and official checks)..... | RCONB549 | 315,764,000 | | RCONB550 1,598,411,000 1. |
| 2. U.S. Government..... | RCON2202 | 583,000 | | RCON2520 23,000 2. |
| 3. States and political subdivisions in the U.S..... | RCON2203 | 16,507,000 | | RCON2530 10,874,000 3. |
| 4. Commercial banks and other depository institutions in the U.S..... | RCONB551 | 2,464,000 | | RCONB552 124,000 4. |
| 5. Banks in foreign countries..... | RCON2213 | 18,609,000 | | RCON2236 312,000 5. |
| 6. Foreign governments and official institutions (including foreign central banks)..... | RCON2216 | 250,000 | | RCON2377 120,000 6. |
| 7. Total (sum of items 1 through 6) (sum of columns A and C must equal Schedule RC, item 13.a)..... | RCON2215 | 354,177,000 | RCON2210 342,191,000 | RCON2385 1,609,864,000 7. |

Dollar amounts in thousands

| | | | |
|--|----------|----------------------|------------|
| 1. Selected components of total deposits (i.e., sum of item 7, columns A and C): | | | M.1. |
| a. Total Individual Retirement Accounts (IRAs) and Keogh Plan accounts..... | RCON6835 | 58,031,000 | M.1.a. |
| b. Total brokered deposits..... | RCON2365 | 855,000 | M.1.b. |
| c. Brokered deposits of \$250,000 or less (fully insured brokered deposits) ² | RCONHK05 | 172,000 | M.1.c. |
| d. Maturity data for brokered deposits: | | | M.1.d. |
| 1. Brokered deposits of \$250,000 or less with a remaining maturity of one year or less (included in Memorandum item 1.c above)..... | RCONHK06 | 95,000 | M.1.d.1. |
| 2. Not applicable | | | M.1.d.2. |
| 3. Brokered deposits of more than \$250,000 with a remaining maturity of one year or less (included in Memorandum item 1.b above)..... | RCONK220 | 683,000 | M.1.d.3. |
| e. Preferred deposits (uninsured deposits of states and political subdivisions in the U.S. reported in item 3 above which are secured or collateralized as required under state law) (to be completed for the December report only). | RCON5590 | NR | M.1.e. |
| f. Estimated amount of deposits obtained through the use of deposit listing services that are not brokered deposits..... | RCONK223 | 0 | M.1.f. |
| g. Total reciprocal deposits (as of the report date)..... | RCONJH83 | 407,000 | M.1.g. |
| <i>Memorandum items 1.h.(1)(a), 1.h.(2)(a), 1.h.(3)(a), and 1.h.(4)(a) are to be completed by banks with \$100 billion or more in total assets</i> | | | M.1.h. |
| h. Sweep deposits: | | | |
| 1. Fully insured, affiliate sweep deposits..... | RCONMT87 | 104,572,000 | M.1.h.1. |
| a. Fully insured, affiliate, retail sweep deposits..... | RCONMT88 | 97,791,000 | M.1.h.1.a. |
| 2. Not fully insured, affiliate sweep deposits..... | RCONMT89 | 71,861,000 | M.1.h.2. |
| a. Not fully insured, affiliate, retail sweep deposits..... | RCONMT90 | 56,296,000 | M.1.h.2.a. |
| 3. Fully insured, non-affiliate sweep deposits..... | RCONMT91 | 0 | M.1.h.3. |
| a. Fully insured, non-affiliate, retail sweep deposits..... | RCONMT92 | 0 | M.1.h.3.a. |
| 4. Not fully insured, non-affiliate sweep deposits..... | RCONMT93 | 0 | M.1.h.4. |
| a. Not fully insured, non-affiliate, retail sweep deposits..... | RCONMT94 | 0 | M.1.h.4.a. |
| i. Total sweep deposits that are not brokered deposits..... | RCONMT95 | 176,433,000 | M.1.i. |
| 2. Components of total nontransaction accounts (sum of Memorandum items 2.a through 2.d must equal item 7, column C above): | | | M.2. |
| a. Savings deposits: | | | M.2.a. |
| 1. Money market deposit accounts (MMDAs)..... | RCON6810 | 471,740,000 | M.2.a.1. |
| 2. Other savings deposits (excludes MMDAs)..... | RCON0352 | 1,099,919,000 | M.2.a.2. |
| b. Total time deposits of less than \$100,000..... | RCON6648 | 15,123,000 | M.2.b. |
| c. Total time deposits of \$100,000 through \$250,000..... | RCONJ473 | 3,450,000 | M.2.c. |
| d. Total time deposits of more than \$250,000..... | RCONJ474 | 19,632,000 | M.2.d. |
| e. Individual Retirement Accounts (IRAs) and Keogh Plan accounts of \$100,000 or more included in Memorandum items 2.c and 2.d above..... | RCONF233 | 611,000 | M.2.e. |
| 3. Maturity and repricing data for time deposits of \$250,000 or less: | | | M.3. |
| a. Time deposits of \$250,000 or less with a remaining maturity or next repricing date of: | | | M.3.a. |
| 1. Three months or less..... | RCONHK07 | 6,619,000 | M.3.a.1. |
| 2. Over three months through 12 months..... | RCONHK08 | 10,273,000 | M.3.a.2. |
| 3. Over one year through three years..... | RCONHK09 | 1,320,000 | M.3.a.3. |
| 4. Over three years..... | RCONHK10 | 361,000 | M.3.a.4. |
| b. Time deposits of \$250,000 or less with a REMAINING MATURITY of one year or less (included in Memorandum items 3.a.(1) and 3.a.(2) above) ³ | RCONHK11 | 16,844,000 | M.3.b. |
| 4. Maturity and repricing data for time deposits of more than \$250,000: | | | M.4. |
| a. Time deposits of more than \$250,000 with a remaining maturity or next repricing date of: | | | M.4.a. |
| 1. Three months or less..... | RCONHK12 | 13,332,000 | M.4.a.1. |
| 2. Over three months through 12 months..... | RCONHK13 | 5,988,000 | M.4.a.2. |
| 3. Over one year through three years..... | RCONHK14 | 268,000 | M.4.a.3. |
| 4. Over three years..... | RCONHK15 | 44,000 | M.4.a.4. |

2. The dollar amount used as the basis for reporting in Memorandum item 1.c reflects the deposit insurance limit in effect on the report date.
 3. Report both fixed- and floating-rate time deposits by remaining maturity. Exclude floating rate time deposits with a next repricing date of one year or less that have a remaining maturity of over one year.

Dollar amounts in thousands

| | | | |
|--|----------|--------------------|----------|
| b. Time deposits of more than \$250,000 with a REMAINING MATURITY of one year or less (included in Memorandum items 4.a.(1) and 4.a.(2) above) ³ | RCONK222 | 19,320,000 | M.4.b. |
| 5. Does your institution offer one or more consumer deposit account products, i.e., transaction account or nontransaction savings account deposit products intended primarily for individuals for personal, household, or family use?..... | RCONP752 | Yes | M.5. |
| <i>Memorandum items 6 and 7 are to be completed by institutions with \$1 billion or more in total assets that answered "Yes" to Memorandum item 5 above.</i> | | | |
| 6. Components of total transaction account deposits of individuals, partnerships, and corporations (sum of Memorandum items 6.a and 6.b must be less than or equal to item 1, column A, above): ⁵ | | | M.6. |
| a. Total deposits in those noninterest-bearing transaction account deposit products intended primarily for individuals for personal, household, or family use..... | RCONP753 | 12,904,000 | M.6.a. |
| b. Total deposits in those interest-bearing transaction account deposit products intended primarily for individuals for personal, household, or family use..... | RCONP754 | 71,285,000 | M.6.b. |
| 7. Components of total nontransaction account deposits of individuals, partnerships, and corporations (sum of Memorandum items 7.a.(1), 7.a.(2), 7.b.(1), and 7.b.(2) plus all time deposits of individuals, partnerships, and corporations must equal item 1, column C, above): | | | M.7. |
| a. Money market deposit accounts (MMDAs) of individuals, partnerships, and corporations (sum of Memorandum items 7.a.(1) and 7.a.(2) must be less than or equal to Memorandum item 2.a.(1) above): | | | M.7.a. |
| 1. Total deposits in those MMDA deposit products intended primarily for individuals for personal, household, or family use..... | RCONP756 | 383,999,000 | M.7.a.1. |
| 2. Deposits in all other MMDAs of individuals, partnerships, and corporations..... | RCONP757 | 87,542,000 | M.7.a.2. |
| b. Other savings deposit accounts of individuals, partnerships, and corporations (sum of Memorandum items 7.b.(1) and 7.b.(2) must be less than or equal to Memorandum item 2.a.(2) above): | | | M.7.b. |
| 1. Total deposits in those other savings deposit account deposit products intended primarily for individuals for personal, household, or family use..... | RCONP758 | 672,980,000 | M.7.b.1. |
| 2. Deposits in all other savings deposit accounts of individuals, partnerships, and corporations..... | RCONP759 | 417,069,000 | M.7.b.2. |

Schedule RC-E Part II - Deposits in Foreign Offices including Edge and Agreement subsidiaries and IBFs(Form Type - 031)

Dollar amounts in thousands

| | | | |
|---|----------|--------------------|------|
| Deposits of: | | | |
| 1. Individuals, partnerships, and corporations (include all certified and official checks)..... | RCFNB553 | 101,107,000 | 1. |
| 2. U.S. banks (including IBFs and foreign branches of U.S. banks) and other U.S. depository institutions..... | RCFNB554 | 4,890,000 | 2. |
| 3. Foreign banks (including U.S. branches and agencies of foreign banks, including their IBFs)..... | RCFN2625 | 4,730,000 | 3. |
| 4. Foreign governments and official institutions (including foreign central banks)..... | RCFN2650 | 504,000 | 4. |
| 5. U.S. Government and states and political subdivisions in the U.S..... | RCFNB555 | 84,000 | 5. |
| 6. Total..... | RCFN2200 | 111,315,000 | 6. |
| 1. Time deposits with a remaining maturity of one year or less (included in Schedule RC, item 13.b)..... | RCFNA245 | 9,997,000 | M.1. |

5. The \$1 billion asset size test is based on the total assets reported on the June 30, 2018, Report of Condition.

Schedule RC-F - Other Assets(Form Type - 031)

Dollar amounts in thousands

| | | | |
|---|----------|-------------------|--------|
| 1. Accrued interest receivable ² | RCFDB556 | 5,085,000 | 1. |
| 2. Net deferred tax assets ³ | RCFD2148 | 777,000 | 2. |
| 3. Interest-only strips receivable (not in the form of a security) ⁴ | RCFDHT80 | 0 | 3. |
| 4. Equity investments without readily determinable fair values ⁵ | RCFD1752 | 6,319,000 | 4. |
| 5. Life insurance assets: | | | 5. |
| a. General account life insurance assets..... | RCFDK201 | 3,059,000 | 5.a. |
| b. Separate account life insurance assets..... | RCFDK202 | 20,978,000 | 5.b. |
| c. Hybrid account life insurance assets..... | RCFDK270 | 0 | 5.c. |
| 6. All other assets (itemize and describe amounts greater than \$100,000 that exceed 25% of this item)..... | RCFD2168 | 41,813,000 | 6. |
| a. Prepaid expenses..... | RCFD2166 | 0 | 6.a. |
| b. Repossessed personal property (including vehicles)..... | RCFD1578 | 0 | 6.b. |
| c. Derivatives with a positive fair value held for purposes other than trading..... | RCFDC010 | 0 | 6.c. |
| d. FDIC loss-sharing indemnification assets..... | RCFDJ448 | 0 | 6.d. |
| e. Computer software..... | RCFDFT33 | 0 | 6.e. |
| f. Accounts receivable..... | RCFDFT34 | 0 | 6.f. |
| g. Receivables from foreclosed government-guaranteed mortgage loans..... | RCFDFT35 | 0 | 6.g. |
| h. Disclose component and the dollar amount of that component: | | | 6.h. |
| 1. Describe component..... | TEXT3549 | NR | 6.h.1. |
| 2. Amount of component..... | RCFD3549 | 0 | 6.h.2. |
| i. Disclose component and the dollar amount of that component: | | | 6.i. |
| 1. Describe component..... | TEXT3550 | NR | 6.i.1. |
| 2. Amount of component..... | RCFD3550 | 0 | 6.i.2. |
| j. Disclose component and the dollar amount of that component: | | | 6.j. |
| 1. Describe component..... | TEXT3551 | NR | 6.j.1. |
| 2. Amount of component..... | RCFD3551 | 0 | 6.j.2. |
| 7. Total (sum of items 1 through 6) (must equal Schedule RC, item 11)..... | RCFD2160 | 78,031,000 | 7. |

2. Include accrued interest receivable on loans, leases, debt securities, and other interest-bearing assets. Exclude accrued interest receivables on financial assets that are reported elsewhere on the balance sheet.
3. See discussion of deferred income taxes in Glossary entry on "income taxes."
4. Report interest-only strips receivable in the form of a security as available-for-sale securities in Schedule RC, item 2.b, or as trading assets in Schedule RC, item 5, as appropriate.
5. Include Federal Reserve stock, Federal Home Loan Bank stock, and bankers' bank stock.

Schedule RC-G - Other Liabilities(Form Type - 031)

Dollar amounts in thousands

| | | | |
|---|----------|-------------------|--------|
| 1. Not available | | | 1. |
| a. Interest accrued and unpaid on deposits in domestic offices ⁶ | RCON3645 | 31,000 | 1.a. |
| b. Other expenses accrued and unpaid (includes accrued income taxes payable)..... | RCFD3646 | 8,888,000 | 1.b. |
| 2. Net deferred tax liabilities ² | RCFD3049 | 1,245,000 | 2. |
| 3. Allowance for credit losses on off-balance sheet credit exposures ⁷ | RCFDB557 | 1,457,000 | 3. |
| 4. All other liabilities (itemize and describe amounts greater than \$100,000 that exceed 25 percent of this item)..... | RCFD2938 | 30,361,000 | 4. |
| a. Accounts payable..... | RCFD3066 | 8,634,000 | 4.a. |
| b. Deferred compensation liabilities..... | RCFDC011 | 0 | 4.b. |
| c. Dividends declared but not yet payable..... | RCFD2932 | 0 | 4.c. |
| d. Derivatives with a negative fair value held for purposes other than trading..... | RCFDC012 | 0 | 4.d. |
| e. Operating lease liabilities..... | RCFDLB56 | 8,929,000 | 4.e. |
| f. Disclose component and the dollar amount of that component: | | | 4.f. |
| 1. Describe component..... | TEXT3552 | NR | 4.f.1. |
| 2. Amount of component..... | RCFD3552 | 0 | 4.f.2. |
| g. Disclose component and the dollar amount of that component: | | | 4.g. |
| 1. Describe component..... | TEXT3553 | NR | 4.g.1. |
| 2. Amount of component..... | RCFD3553 | 0 | 4.g.2. |
| h. Disclose component and the dollar amount of that component: | | | 4.h. |
| 1. Describe component..... | TEXT3554 | NR | 4.h.1. |
| 2. Amount of component..... | RCFD3554 | 0 | 4.h.2. |
| 5. Total..... | RCFD2930 | 41,982,000 | 5. |

6. For savings banks, include "dividends" accrued and unpaid on deposits.

2. See discussion of deferred income taxes in Glossary entry on "income taxes."

7. Institutions that have adopted ASU 2016-13 should report in Schedule RC-G, item 3 the allowance for credit losses on those off-balance sheet credit exposures that are not unconditionally cancelable.

Schedule RC-H - Selected Balance Sheet Items for Domestic Offices(Form Type - 031)

To be completed only by banks with foreign offices.

Dollar amounts in thousands

| | | | |
|--|----------|---------------|----|
| 1. Not applicable | | | 1. |
| 2. Not applicable | | | 2. |
| 3. Securities purchased under agreements to resell..... | RCONB989 | 9,576,000 | 3. |
| 4. Securities sold under agreements to repurchase..... | RCONB995 | 43,206,000 | 4. |
| 5. Other borrowed money..... | RCON3190 | 16,428,000 | 5. |
| <i>EITHER</i> | | | |
| 6. Net due from own foreign offices, Edge and Agreement subsidiaries, and IBFs..... | RCON2163 | 93,447,000 | 6. |
| <i>OR</i> | | | |
| 7. Net due to own foreign offices, Edge and Agreement subsidiaries, and IBFs..... | RCON2941 | 0 | 7. |
| 8. Total assets (excludes net due from foreign offices, Edge and Agreement subsidiaries, and IBFs)..... | RCON2192 | 2,217,694,000 | 8. |
| 9. Total liabilities (excludes net due to foreign offices, Edge and Agreement subsidiaries, and IBFs)..... | RCON3129 | 2,080,219,000 | 9. |

Dollar amounts in thousands

| | (Column A) Amortized Cost of Held-to-Maturity Securities | | (Column B) Fair Value of Available-for-Sale Securities | | |
|---|--|-------------|--|-------------|---------|
| | | | | | |
| 10. U.S. Treasury securities..... | RCON0211 | 121,574,000 | RCON1287 | 167,022,000 | 10. |
| 11. U.S. Government agency obligations (exclude mortgage-backed securities)..... | RCON8492 | 0 | RCON8495 | 94,000 | 11. |
| 12. Securities issued by states and political subdivisions in the U.S..... | RCON8496 | 14,000 | RCON8499 | 7,417,000 | 12. |
| 13. Mortgage-backed securities (MBS): | | | | | 13. |
| a. Mortgage pass-through securities: | | | | | 13.a. |
| 1. Issued or guaranteed by FNMA, FHLMC, or GNMA..... | RCONG389 | 529,345,000 | RCONG390 | 37,947,000 | 13.a.1. |
| 2. Other mortgage pass-through securities..... | RCON1709 | 1,268,000 | RCON1713 | 0 | 13.a.2. |
| b. Other mortgage-backed securities (include CMOs, REMICs, and stripped MBS): | | | | | 13.b. |
| 1. Issued or guaranteed by U.S. Government agencies or sponsored agencies ¹ | RCONG393 | 5,691,000 | RCONG394 | 3,832,000 | 13.b.1. |
| 2. All other mortgage-backed securities..... | RCON1733 | 0 | RCON1736 | 151,000 | 13.b.2. |
| 14. Other domestic debt securities (include domestic structured financial products and domestic asset-backed securities)..... | RCONG397 | 312,000 | RCONG398 | 8,178,000 | 14. |
| 15. Other foreign debt securities (include foreign structured financial products and foreign asset-backed securities)..... | RCONG399 | 0 | RCONG400 | 0 | 15. |
| 16. Not applicable. | | | | | 16. |
| 17. Total held-to-maturity and available-for-sale debt securities (sum of items 10 through 15)..... | RCON1754 | 658,204,000 | RCON1773 | 224,641,000 | 17. |

Dollar amounts in thousands

| | | | |
|---|----------|-------------|-------|
| 18. Equity investments not held for trading: | | | 18. |
| a. Equity securities with readily determinable fair values ⁴ | RCONJA22 | 88,000 | 18.a. |
| b. Equity investments without readily determinable fair values..... | RCON1752 | 6,285,000 | 18.b. |
| <i>Items 19, 20 and 21 are to be completed by banks that reported total trading assets of \$10 million or more in any of the four preceding calendar quarters and all banks meeting the FDIC's definition of a large or highly complex institution for deposit insurance assessment purposes.</i> | | | |
| 19. Total trading assets..... | RCON3545 | 124,672,000 | 19. |
| 20. Total trading liabilities..... | RCON3548 | 19,573,000 | 20. |
| 21. Total loans held for trading..... | RCONHT71 | 9,310,000 | 21. |
| <i>Item 22 is to be completed by banks that: (1) have elected to report financial instruments or servicing assets and liabilities at fair value under a fair value option with changes in fair value recognized in earnings, or (2) are required to complete Schedule RC-D, Trading Assets and Liabilities.</i> | | | |
| 22. Total amount of fair value option loans held for investment and held for sale..... | RCONJF75 | 5,009,000 | 22. |

1. U.S. Government agencies include, but are not limited to, such agencies as the Government National Mortgage Association (GNMA), the Federal Deposit Insurance Corporation (FDIC), and the National Credit Union Administration (NCUA). U.S. Government-sponsored agencies include, but are not limited to, such agencies as the Federal Home Loan Mortgage Corporation (FHLMC) and the Federal National Mortgage Association (FNMA).

4. Item 18.a is to be completed by all institutions. See the instructions for this item and the Glossary entry for "Securities Activities" for further detail on accounting for investments in equity securities.

Schedule RC-I - Assets and Liabilities of IBFs(Form Type - 031)

To be completed only by banks with IBFs and other "foreign" offices.

Dollar amounts in thousands

| | | | |
|---|----------|------------------|----|
| 1. Total IBF assets of the consolidated bank (component of Schedule RC, item 12)..... | RCFN2133 | 9,867,000 | 1. |
| 2. Total IBF liabilities (component of Schedule RC, item 21)..... | RCFN2898 | 4,000 | 2. |

Schedule RC-K - Quarterly Averages(Form Type - 031)

Dollar amounts in thousands

| | | | |
|--|----------|----------------------|----------|
| 1. Interest-bearing balances due from depository institutions..... | RCFD3381 | 158,621,000 | 1. |
| 2. U.S. Treasury securities and U.S. Government agency obligations (excluding mortgage-backed securities) ² | RCFDB558 | 284,754,000 | 2. |
| 3. Mortgage-backed securities ² | RCFDB559 | 593,263,000 | 3. |
| 4. All other debt securities and equity securities with readily determinable fair values not held for trading ² | RCFDB560 | 31,759,000 | 4. |
| 5. Federal funds sold and securities purchased under agreements to resell..... | RCFD3365 | 31,255,000 | 5. |
| 6. Loans: | | | 6. |
| a. Loans in domestic offices: | | | 6.a. |
| 1. Total loans..... | RCON3360 | 886,155,000 | 6.a.1. |
| 2. Loans secured by real estate: | | | 6.a.2. |
| a. Loans secured by 1-4 family residential properties..... | RCON3465 | 241,127,000 | 6.a.2.a. |
| b. All other loans secured by real estate..... | RCON3466 | 76,003,000 | 6.a.2.b. |
| 3. Loans to finance agricultural production and other loans to farmers | RCON3386 | 2,530,000 | 6.a.3. |
| 4. Commercial and industrial loans..... | RCON3387 | 259,380,000 | 6.a.4. |
| 5. Loans to individuals for household, family, and other personal expenditures: | | | 6.a.5. |
| a. Credit cards..... | RCONB561 | 82,768,000 | 6.a.5.a. |
| b. Other (includes revolving credit plans other than credit cards, automobile loans, and other consumer loans)..... | RCONB562 | 85,774,000 | 6.a.5.b. |
| b. Total loans in foreign offices, Edge and Agreement subsidiaries, and IBFs..... | RCFN3360 | 107,415,000 | 6.b. |
| <i>Item 7 is to be completed by banks with total trading assets of \$10 million or more in any of the four preceding calendar quarters and all banks meeting the FDIC's definition of a large or highly complex institution for deposit insurance assessment purposes.</i> | | | |
| 7. Trading assets..... | RCFD3401 | 144,888,000 | 7. |
| 8. Lease financing receivables (net of unearned income)..... | RCFD3484 | 19,651,000 | 8. |
| 9. Total assets ⁴ | RCFD3368 | 2,456,293,000 | 9. |
| 10. Interest-bearing transaction accounts in domestic offices (interest-bearing demand deposits, NOW accounts, ATS accounts, and telephone and preauthorized transfer accounts)..... | RCON3485 | 119,860,000 | 10. |
| 11. Nontransaction accounts in domestic offices: | | | 11. |
| a. Savings deposits (includes MMDAs)..... | RCONB563 | 1,603,665,000 | 11.a. |
| b. Time deposits of \$250,000 or less..... | RCONHK16 | 19,640,000 | 11.b. |
| c. Time deposits of more than \$250,000..... | RCONHK17 | 18,189,000 | 11.c. |
| 12. Interest-bearing deposits in foreign offices, EDGE and Agreement subsidiaries, and IBFs..... | RCFN3404 | 80,865,000 | 12. |
| 13. Federal funds purchased and securities sold under agreements to repurchase..... | RCFD3353 | 37,539,000 | 13. |
| 14. Other borrowed money (includes mortgage indebtedness and obligations under capitalized leases)..... | RCFD3355 | 20,732,000 | 14. |

2. Quarterly averages for all debt securities should be based on amortized cost.

2. Quarterly averages for all debt securities should be based on amortized cost.

4. The quarterly average for total assets should reflect securities not held for trading as follows: a) Debt securities at amortized cost, b) Equity securities with readily determinable fair values at fair value, c) Equity investments without readily determinable fair values, their balance sheet carrying values (i.e., fair value or, if elected, cost minus impairment, if any, plus or minus changes resulting from observable price changes).

Schedule RC-L - Derivatives and Off-Balance Sheet Items(Form Type - 031)

Please read carefully the instructions for the preparation of Schedule RC-L. Some of the amounts reported in Schedule RC-L are regarded as volume indicators and not necessarily as measures of risk.

Dollar amounts in thousands

| | | | |
|--|----------|-------------|----------|
| 1. Unused commitments: | | | 1. |
| a. Revolving, open-end lines secured by 1-4 family residential properties, i.e., home equity lines..... | RCFD3814 | 40,726,000 | 1.a. |
| <i>Item 1.a.(1) is to be completed for the December report only.</i> | | | |
| 1. Unused commitments for reverse mortgages outstanding that are held for investment in domestic offices.. | RCONHT72 | NR | 1.a.1. |
| b. Credit card lines (Sum of items 1.b.(1) and 1.b.(2) must equal item 1.b.)..... | RCFD3815 | 419,053,000 | 1.b. |
| <i>Items 1.b.(1) and 1.b.(2) are to be completed by banks with either \$300 million or more in total assets or \$300 million or more in credit card lines. (Sum of items 1.b.(1) and 1.b.(2) must equal item 1.b.)</i> | | | |
| <i>Items 1.b.(1) and 1.b.(2) are to be completed semiannually in the June and December reports only.</i> | | | |
| 1. Unused consumer credit card lines..... | RCFDJ455 | 373,243,000 | 1.b.1. |
| 2. Other unused credit card lines..... | RCFDJ456 | 45,810,000 | 1.b.2. |
| c. Commitments to fund commercial real estate, construction, and land development loans: | | | 1.c. |
| 1. Secured by real estate: | | | 1.c.1. |
| a. 1-4 family residential construction loan commitments..... | RCFDF164 | 498,000 | 1.c.1.a. |
| b. Commercial real estate, other construction loan, and land development loan commitments..... | RCFDF165 | 12,080,000 | 1.c.1.b. |
| 2. Not secured by real estate..... | RCFD6550 | 11,654,000 | 1.c.2. |
| d. Securities underwriting..... | RCFD3817 | 0 | 1.d. |
| e. Other unused commitments: | | | 1.e. |
| 1. Commercial and industrial loans..... | RCFDJ457 | 372,550,000 | 1.e.1. |
| 2. Loans to financial institutions..... | RCFDJ458 | 61,933,000 | 1.e.2. |
| 3. All other unused commitments..... | RCFDJ459 | 62,713,000 | 1.e.3. |
| 2. Financial standby letters of credit and foreign office guarantees..... | RCFD3819 | 110,399,000 | 2. |
| <i>Item 2.a is to be completed by banks with \$1 billion or more in total assets.</i> | | | |
| a. Amount of financial standby letters of credit conveyed to others ¹ | RCFD3820 | 76,888,000 | 2.a. |
| 3. Performance standby letters of credit and foreign office guarantees..... | RCFD3821 | 6,151,000 | 3. |
| <i>Item 3.a is to be completed by banks with \$1 billion or more in total assets.</i> | | | |
| a. Amount of performance standby letters of credit conveyed to others ¹ | RCFD3822 | 1,835,000 | 3.a. |
| 4. Commercial and similar letters of credit..... | RCFD3411 | 1,386,000 | 4. |
| 5. Not applicable | | | 5. |
| 6. Securities lent and borrowed: | | | 6. |
| a. Securities lent (including customers' securities lent where the customer is indemnified against loss by the reporting bank)..... | RCFD3433 | 0 | 6.a. |
| b. Securities borrowed..... | RCFD3432 | 4,471,000 | 6.b. |

Dollar amounts in thousands

| | (Column A) Sold Protection | | (Column B) Purchased Protection | | |
|-----------------------------------|----------------------------|-------------|---------------------------------|-------------|--------|
| 7. Credit derivatives: | | | | | 7. |
| a. Notional amounts: | | | | | 7.a. |
| 1. Credit default swaps..... | RCFDC968 | 169,310,000 | RCFDC969 | 180,724,000 | 7.a.1. |
| 2. Total return swaps..... | RCFDC970 | 18,541,000 | RCFDC971 | 14,572,000 | 7.a.2. |
| 3. Credit options..... | RCFDC972 | 50,976,000 | RCFDC973 | 55,117,000 | 7.a.3. |
| 4. Other credit derivatives..... | RCFDC974 | 0 | RCFDC975 | 0 | 7.a.4. |
| b. Gross fair values: | | | | | 7.b. |
| 1. Gross positive fair value..... | RCFDC219 | 1,449,000 | RCFDC221 | 4,097,000 | 7.b.1. |
| 2. Gross negative fair value..... | RCFDC220 | 4,049,000 | RCFDC222 | 1,197,000 | 7.b.2. |

Dollar amounts in thousands

| | | | | |
|--|----------|--------------------|--|----------|
| c. Notional amounts by regulatory capital treatment: ¹ | | | | 7.c. |
| 1. Positions covered under the Market Risk Rule: | | | | 7.c.1. |
| a. Sold protection..... | RCFDG401 | 222,554,000 | | 7.c.1.a. |
| b. Purchased protection..... | RCFDG402 | 235,003,000 | | 7.c.1.b. |
| 2. All other positions: | | | | 7.c.2. |
| a. Sold protection..... | RCFDG403 | 16,273,000 | | 7.c.2.a. |
| b. Purchased protection that is recognized as a guarantee for regulatory capital purposes..... | RCFDG404 | 2,364,000 | | 7.c.2.b. |
| c. Purchased protection that is not recognized as a guarantee for regulatory capital purposes..... | RCFDG405 | 13,046,000 | | 7.c.2.c. |

Dollar amounts in thousands

| | (Column A) Remaining Maturity of One Year or Less | | (Column B) Remaining Maturity of Over One Year Through Five Years | | (Column C) Remaining Maturity of Over Five Years | | |
|--|---|-------------------|---|-------------------|--|-------------------|--------|
| d. Notional amounts by remaining maturity: | | | | | | | 7.d. |
| 1. Sold credit protection: ² | | | | | | | 7.d.1. |
| a. Investment grade..... | RCFDG406 | 63,725,000 | RCFDG407 | 99,088,000 | RCFDG408 | 10,047,000 | 7d1a. |
| b. Subinvestment grade..... | RCFDG409 | 23,697,000 | RCFDG410 | 40,059,000 | RCFDG411 | 2,211,000 | 7d1b. |
| 2. Purchased credit protection: ³ | | | | | | | 7.d.2. |
| a. Investment grade..... | RCFDG412 | 66,452,000 | RCFDG413 | 98,381,000 | RCFDG414 | 9,359,000 | 7d2a. |
| b. Subinvestment grade..... | RCFDG415 | 24,558,000 | RCFDG416 | 47,917,000 | RCFDG417 | 3,746,000 | 7d2b. |

1. The asset-size tests and the \$300 million credit card lines test are based on the total assets and credit card lines reported in the June 30, 2018, Report of Condition.
 1. The asset-size tests and the \$300 million credit card lines test are based on the total assets and credit card lines reported in the June 30, 2018, Report of Condition.

Dollar amounts in thousands

| | | | |
|--|----------|--------------------|---------|
| 8. Spot foreign exchange contracts..... | RCFD8765 | 550,208,000 | 8. |
| 9. All other off-balance sheet liabilities (exclude derivatives) (itemize and describe each component of this item over 25% of Schedule RC, item 27.a, "Total bank equity capital")..... | RCFD3430 | 0 | 9. |
| a. Not applicable | | | 9.a. |
| b. Commitments to purchase when-issued securities..... | RCFD3434 | 0 | 9.b. |
| c. Standby letters of credit issued by another party (e.g., a Federal Home Loan Bank) on the bank's behalf..... | RCFDC978 | 0 | 9.c. |
| d. Disclose component and the dollar amount of that component: | | | 9.d. |
| 1. Describe component..... | TEXT3555 | NR | 9.d.1. |
| 2. Amount of component..... | RCFD3555 | 0 | 9.d.2. |
| e. Disclose component and the dollar amount of that component: | | | 9.e. |
| 1. Describe component..... | TEXT3556 | NR | 9.e.1. |
| 2. Amount of component..... | RCFD3556 | 0 | 9.e.2. |
| f. Disclose component and the dollar amount of that component: | | | 9.f. |
| (TEXT3557) NR | RCFD3557 | 0 | 9.f.1. |
| 10. All other off-balance sheet assets (exclude derivatives) (itemize and describe each component of this item over 25% of Schedule RC, item 27.a, "Total bank equity capital")..... | RCFD5591 | 0 | 10. |
| a. Commitments to sell when-issued securities..... | RCFD3435 | 0 | 10.a. |
| b. Disclose component and the dollar amount of that component: | | | 10.b. |
| 1. Describe component..... | TEXT5592 | NR | 10.b.1. |
| 2. Amount of component..... | RCFD5592 | 0 | 10.b.2. |
| c. Disclose component and the dollar amount of that component: | | | 10.c. |
| 1. Describe component..... | TEXT5593 | NR | 10.c.1. |
| 2. Amount of component..... | RCFD5593 | 0 | 10.c.2. |
| d. Disclose component and the dollar amount of that component: | | | 10.d. |
| 1. Describe component..... | TEXT5594 | NR | 10.d.1. |
| 2. Amount of component..... | RCFD5594 | 0 | 10.d.2. |
| e. Disclose component and the dollar amount of that component: | | | 10.e. |
| 1. Describe component..... | TEXT5595 | NR | 10.e.1. |
| 2. Amount of component..... | RCFD5595 | 0 | 10.e.2. |
| <i>Items 11.a and 11.b are to be completed semiannually in the June and December reports only.</i> | | | 11. |
| 11. Year-to-date merchant credit card sales volume: | | | |
| a. Sales for which the reporting bank is the acquiring bank..... | RCFDC223 | 481,992,000 | 11.a. |
| b. Sales for which the reporting bank is the agent bank with risk..... | RCFDC224 | 0 | 11.b. |

1. Sum of items 7.c.(1)(a) and 7.c.(2)(a), must equal sum of items 7.a.(1) through (4), column A. Sum of items 7.c.(1)(b), 7.c.(2)(b), and 7.c.(2)(c) must equal sum of items 7.a.(1) through (4), column B.

2. Sum of items 7.d.(1)(a) and (b), columns A through C, must equal sum of items 7.a.(1) through (4), column A.

3. Sum of items 7.d.(2)(a) and (b), columns A through C, must equal sum of items 7.a.(1) through (4), column B.

| Dollar amounts in thousands | | (Column A) Interest Rate Contracts | (Column B) Foreign Exchange Contracts | (Column C) Equity Derivative Contracts | (Column D) Commodity and Other Contracts | | | | |
|---|----------|------------------------------------|---------------------------------------|--|--|-------------|----------|------------|--------|
| 12. Gross amounts (e.g., notional amounts): | | | | | | 12. | | | |
| a. Futures contracts..... | RCFD8693 | 262,004,000 | RCFD8694 | 217,000 | RCFD8695 | 16,719,000 | RCFD8696 | 4,976,000 | 12.a. |
| b. Forward contracts..... | RCFD8697 | 347,501,000 | RCFD8698 | 3,517,628,000 | RCFD8699 | 7,069,000 | RCFD8700 | 32,710,000 | 12.b. |
| c. Exchange-traded option contracts: | | | | | | | | | 12.c. |
| 1. Written options..... | RCFD8701 | 22,323,000 | RCFD8702 | 0 | RCFD8703 | 99,548,000 | RCFD8704 | 0 | 12c.1. |
| 2. Purchased options..... | RCFD8705 | 60,645,000 | RCFD8706 | 0 | RCFD8707 | 91,765,000 | RCFD8708 | 0 | 12c.2. |
| d. Over-the-counter option contracts: | | | | | | | | | 12.d. |
| 1. Written options..... | RCFD8709 | 1,294,571,000 | RCFD8710 | 304,000,000 | RCFD8711 | 132,605,000 | RCFD8712 | 6,392,000 | 12d.1. |
| 2. Purchased options..... | RCFD8713 | 1,150,904,000 | RCFD8714 | 304,298,000 | RCFD8715 | 99,853,000 | RCFD8716 | 6,692,000 | 12d.2. |
| e. Swaps..... | RCFD3450 | 12,563,086,000 | RCFD3826 | 953,056,000 | RCFD8719 | 328,087,000 | RCFD8720 | 20,228,000 | 12.e. |
| 13. Total gross notional amount of derivative contracts held for trading..... | RCFDA126 | 14,323,126,000 | RCFDA127 | 4,887,685,000 | RCFD8723 | 751,415,000 | RCFD8724 | 70,998,000 | 13. |
| 14. Total gross notional amount of derivative contracts held for purposes other than trading..... | RCFD8725 | 1,377,908,000 | RCFD8726 | 191,514,000 | RCFD8727 | 24,231,000 | RCFD8728 | 0 | 14. |
| a. Interest rate swaps where the bank has agreed to pay a fixed rate..... | RCFDA589 | 835,039,000 | | | | | | | 14.a. |
| 15. Gross fair values of derivative contracts: | | | | | | | | | 15. |
| a. Contracts held for trading: | | | | | | | | | 15.a. |
| 1. Gross positive fair value..... | RCFD8733 | 73,589,000 | RCFD8734 | 83,691,000 | RCFD8735 | 34,068,000 | RCFD8736 | 2,526,000 | 15a.1. |
| 2. Gross negative fair value..... | RCFD8737 | 56,034,000 | RCFD8738 | 82,952,000 | RCFD8739 | 26,186,000 | RCFD8740 | 2,315,000 | 15a.2. |
| b. Contracts held for purposes other than trading: | | | | | | | | | 15.b. |
| 1. Gross positive fair value..... | RCFD8741 | 46,897,000 | RCFD8742 | 5,307,000 | RCFD8743 | 58,000 | RCFD8744 | 0 | 15b.1. |
| 2. Gross negative fair value..... | RCFD8745 | 46,663,000 | RCFD8746 | 3,220,000 | RCFD8747 | 58,000 | RCFD8748 | 0 | 15b.2. |

| Dollar amounts in thousands | | (Column A) Banks and Securities Firms | (Column B) | (Column C) Hedge Funds | (Column D) Sovereign Governments | (Column E) Corporations and All Other Counterparties | | | | |
|--|----------|---------------------------------------|------------|------------------------|----------------------------------|--|---------|----------|------------|---------|
| <i>Item 16 is to be completed only by banks with total assets of \$10 billion or more.</i> | | | | | | | 16. | | | |
| 16. Over-the counter derivatives: ¹ | | | | | | | | | | |
| a. Net current credit exposure..... | RCFDG418 | 19,872,000 | | RCFDG420 | 959,000 | RCFDG421 | 186,000 | RCFDG422 | 45,268,000 | 16.a. |
| b. Fair value of collateral: | | | | | | | | | | 16.b. |
| 1. Cash - U.S. dollar..... | RCFDG423 | 10,082,000 | | RCFDG425 | 3,197,000 | RCFDG426 | 0 | RCFDG427 | 7,173,000 | 16.b.1. |
| 2. Cash - Other currencies..... | RCFDG428 | 2,423,000 | | RCFDG430 | 11,000 | RCFDG431 | 0 | RCFDG432 | 1,292,000 | 16.b.2. |
| 3. U.S. Treasury securities..... | RCFDG433 | 1,387,000 | | RCFDG435 | 533,000 | RCFDG436 | 0 | RCFDG437 | 3,014,000 | 16.b.3. |
| 4. U.S. Government agency and U.S. Government-sponsored agency debt securities..... | RCFDG438 | 545,000 | | RCFDG440 | 0 | RCFDG441 | 0 | RCFDG442 | 83,000 | 16.b.4. |
| 5. Corporate bonds..... | RCFDG443 | 76,000 | | RCFDG445 | 0 | RCFDG446 | 0 | RCFDG447 | 2,046,000 | 16.b.5. |
| 6. Equity securities..... | RCFDG448 | 318,000 | | RCFDG450 | 290,000 | RCFDG451 | 0 | RCFDG452 | 11,894,000 | 16.b.6. |
| 7. All other collateral..... | RCFDG453 | 3,293,000 | | RCFDG455 | 144,000 | RCFDG456 | 0 | RCFDG457 | 3,953,000 | 16.b.7. |
| 8. Total fair value of collateral (sum of items 16.b.(1) through (7))..... | RCFDG458 | 18,124,000 | | RCFDG460 | 4,175,000 | RCFDG461 | 0 | RCFDG462 | 29,455,000 | 16.b.8. |

1. The \$10 billion asset-size test is based on the total assets reported on the June 30, 2018, Report of Condition.

Schedule RC-M - Memoranda(Form Type - 031)

Dollar amounts in thousands

| | | | |
|--|----------|-----------------------------|----------|
| 1. Extensions of credit by the reporting bank to its executive officers, directors, principal shareholders, and their related interests as of the report date: | | | 1. |
| a. Aggregate amount of all extensions of credit to all executive officers, directors, principal shareholders, and their related interests..... | RCFD6164 | 5,273,000 | 1.a. |
| b. Number of executive officers, directors, and principal shareholders to whom the amount of all extensions of credit by the reporting bank (including extensions of credit to related interests) equals or exceeds the lesser of \$500,000 or 5 percent of total capital as defined for this purpose in agency regulations..... | RCFD6165 | 7 | 1.b. |
| 2. Intangible assets: | | | 2. |
| a. Mortgage servicing assets..... | RCFD3164 | 723,000 | 2.a. |
| 1. Estimated fair value of mortgage servicing assets..... | RCFDA590 | 723,000 | 2.a.1. |
| b. Goodwill..... | RCFD3163 | 57,344,000 | 2.b. |
| c. All other intangible assets..... | RCFDJF76 | 600,000 | 2.c. |
| d. Total (sum of items 2.a, 2.b, and 2.c) (must equal Schedule RC, item 10)..... | RCFD2143 | 58,667,000 | 2.d. |
| 3. Other real estate owned: | | | 3. |
| a. Construction, land development, and other land in domestic offices..... | RCON5508 | 11,000 | 3.a. |
| b. Farmland in domestic offices..... | RCON5509 | 0 | 3.b. |
| c. 1-4 family residential properties in domestic offices..... | RCON5510 | 112,000 | 3.c. |
| d. Multifamily (5 or more) residential properties in domestic offices..... | RCON5511 | 0 | 3.d. |
| e. Nonfarm nonresidential properties in domestic offices..... | RCON5512 | 190,000 | 3.e. |
| f. In foreign offices..... | RCFN5513 | 0 | 3.f. |
| g. Total (sum of items 3.a through 3.g) (must equal Schedule RC, item 7)..... | RCFD2150 | 313,000 | 3.g. |
| 4. Cost of equity securities with readily determinable fair values not held for trading (the fair value of which is reported in Schedule RC, item 2.c) ¹ | RCFDJA29 | 0 | 4. |
| 5. Other borrowed money: | | | 5. |
| a. Federal Home Loan Bank advances: | | | 5.a. |
| 1. Advances with a remaining maturity or next repricing date of: ¹ | | | 5.a.1. |
| a. One year or less..... | RCFDF055 | 7,001,000 | 5.a.1.a. |
| b. Over one year through three years..... | RCFDF056 | 13,000 | 5.a.1.b. |
| c. Over three years through five years..... | RCFDF057 | 14,000 | 5.a.1.c. |
| d. Over five years..... | RCFDF058 | 57,000 | 5.a.1.d. |
| 2. Advances with a remaining maturity of one year or less (included in item 5.a.(1)(a) above) ² | RCFD2651 | 7,001,000 | 5.a.2. |
| 3. Structured advances (included in items 5.a.(1)(a) - (d) above)..... | RCFDF059 | 0 | 5.a.3. |
| b. Other borrowings: | | | 5.b. |
| 1. Other borrowings with a remaining maturity or next repricing date of: ³ | | | 5.b.1. |
| a. One year or less..... | RCFDF060 | 8,354,000 | 5.b.1.a. |
| b. Over one year through three years..... | RCFDF061 | 3,107,000 | 5.b.1.b. |
| c. Over three years through five years..... | RCFDF062 | 59,000 | 5.b.1.c. |
| d. Over five years..... | RCFDF063 | 87,000 | 5.b.1.d. |
| 2. Other borrowings with a remaining maturity of one year or less (included in item 5.b.(1)(a) above) ⁴ | RCFDB571 | 5,964,000 | 5.b.2. |
| c. Total (sum of items 5.a.(1)(a)-(d) and items 5.b.(1)(a)-(d)) (must equal Schedule RC, item 16)..... | RCFD3190 | 18,692,000 | 5.c. |
| 6. Does the reporting bank sell private label or third party mutual funds and annuities?..... | RCFDB569 | Yes | 6. |
| 7. Assets under the reporting bank's management in proprietary mutual funds and annuities..... | RCFDB570 | 0 | 7. |
| 8. Internet Web site addresses and physical office trade names: | | | 8. |
| a. Uniform Resource Locator (URL) of the reporting institution's primary Internet Web site (home page), if any (Example: www.examplebank.com):..... | TEXT4087 | Click here for value | 8.a. |

1. Item 4 is to be completed only by insured state banks that have been approved by the FDIC to hold grandfathered equity investments. See instructions for this item and the Glossary entry for "Securities Activities" for further detail on accounting for investments in equity securities.

1. Report fixed-rate advances by remaining maturity and floating-rate advances by next repricing date.

2. Report both fixed- and floating-rate advances by remaining maturity. Exclude floating-rate advances with a next repricing date of one year or less that have a remaining maturity of over one year.

3. Report fixed-rate other borrowings by remaining maturity and floating-rate other borrowings by next repricing date.

4. Report both fixed- and floating-rate other borrowings by remaining maturity. Exclude floating rate other borrowings with a next repricing date of one year or less that have a remaining maturity of over one year.

Dollar amounts in thousands

| | | | |
|---|----------|----------------------|--------------|
| b. URLs of all other public-facing Internet Web sites that the reporting institution uses to accept or solicit deposits from the public, if any (Example: www.examplebank.biz): ¹ | | | 8.b. |
| 1. URL 1..... | TE01N528 | www.ml.com | 8.b.1. |
| 2. URL 2..... | TE02N528 | Click here for value | 8.b.2. |
| 3. URL 3..... | TE03N528 | Click here for value | 8.b.3. |
| 4. URL 4..... | TE04N528 | Click here for value | 8.b.4. |
| 5. URL 5..... | TE05N528 | Click here for value | 8.b.5. |
| 6. URL 6..... | TE06N528 | Click here for value | 8.b.6. |
| 7. URL 7..... | TE07N528 | Click here for value | 8.b.7. |
| 8. URL 8..... | TE08N528 | Click here for value | 8.b.8. |
| 9. URL 9..... | TE09N528 | Click here for value | 8.b.9. |
| 10. URL 10..... | TE10N528 | Click here for value | 8.b.10. |
| c. Trade names other than the reporting institution's legal title used to identify one or more of the institution's physical offices at which deposits are accepted or solicited from the public, if any: | | | 8.c. |
| 1. Trade name 1..... | TE01N529 | Click here for value | 8.c.1. |
| 2. Trade name 2..... | TE02N529 | Click here for value | 8.c.2. |
| 3. Trade name 3..... | TE03N529 | BofA | 8.c.3. |
| 4. Trade name 4..... | TE04N529 | BofAML | 8.c.4. |
| 5. Trade name 5..... | TE05N529 | Merrill | 8.c.5. |
| 6. Trade name 6..... | TE06N529 | Click here for value | 8.c.6. |
| 9. Do any of the bank's Internet Web sites have transactional capability, i.e., allow the bank's customers to execute transactions on their accounts through the Web site?..... | RCFD4088 | NR | 9. |
| 10. Secured liabilities: | | | 10. |
| a. Amount of "Federal funds purchased in domestic offices" that are secured (included in Schedule RC, item 14.a)..... | RCONF064 | 0 | 10.a. |
| b. Amount of "Other borrowings" that are secured (included in Schedule RC-M, items 5.b.(1)(a) - (d))..... | RCFDF065 | 5,744,000 | 10.b. |
| 11. Does the bank act as trustee or custodian for Individual Retirement Accounts, Health Savings Accounts, and other similar accounts?..... | RCONG463 | Yes | 11. |
| 12. Does the bank provide custody, safekeeping, or other services involving the acceptance of orders for the sale or purchase of securities?..... | RCONG464 | Yes | 12. |
| 13. Assets covered by loss-sharing agreements with the FDIC: | | | 13. |
| a. Loans and leases (included in Schedule RC, items 4.a and 4.b): | | | 13.a. |
| 1. Loans secured by real estate in domestic offices: | | | 13.a.1. |
| a. Construction, land development, and other land loans: | | | 13.a.1.a. |
| 1. 1-4 family residential construction loans..... | RCONK169 | 0 | 13.a.1.a.1. |
| 2. Other construction loans and all land development and other land loans..... | RCONK170 | 0 | 13.a.1.a.2. |
| b. Secured by farmland..... | RCONK171 | 0 | 13.a.1.b. |
| c. Secured by 1-4 family residential properties: | | | 13.a.1.c. |
| 1. Revolving, open-end loans secured by 1-4 family residential properties and extended under lines of credit..... | RCONK172 | 0 | 13.a.1.c.1. |
| 2. Closed-end loans secured by 1-4 family residential properties: | | | 13.a.1.c.2. |
| a. Secured by first liens..... | RCONK173 | 0 | 13.a.1.c.2a. |
| b. Secured by junior liens..... | RCONK174 | 0 | 13.a.1.c.2b. |
| d. Secured by multifamily (5 or more) residential properties..... | RCONK175 | 0 | 13.a.1.d. |
| e. Secured by nonfarm nonresidential properties: | | | 13.a.1.e. |
| 1. Loans secured by owner-occupied nonfarm nonresidential properties..... | RCONK176 | 0 | 13.a.1.e.1. |
| 2. Loans secured by other nonfarm nonresidential properties..... | RCONK177 | 0 | 13.a.1.e.2. |
| 2. Not applicable | | | 13.a.2. |
| 3. Not applicable | | | 13.a.3. |
| 4. Not applicable | | | 13.a.4. |
| 5. All other loans and all leases..... | RCFDK183 | 0 | 13.a.5. |

1. Report only highest level URLs (for example, report www.examplebank.biz, but do not also report www.examplebank.biz/checking). Report each top level domain name used (for example, report both www.examplebank.biz and www.examplebank.net).

Dollar amounts in thousands

| | | | |
|---|----------|-----------|---------|
| b. Other real estate owned (included in Schedule RC, item 7): | | | 13.b. |
| 1. Construction, land development, and other land in domestic offices..... | RCONK187 | 0 | 13.b.1. |
| 2. Farmland in domestic offices..... | RCONK188 | 0 | 13.b.2. |
| 3. 1-4 family residential properties in domestic offices..... | RCONK189 | 0 | 13.b.3. |
| 4. Multifamily (5 or more) residential properties in domestic offices..... | RCONK190 | 0 | 13.b.4. |
| 5. Nonfarm nonresidential properties in domestic offices..... | RCONK191 | 0 | 13.b.5. |
| 6. In foreign offices..... | RCFNK260 | 0 | 13.b.6. |
| 7. Portion of covered other real estate owned included in items 13.b.(1) through (6) above that is protected by FDIC loss-sharing agreements..... | RCFDK192 | 0 | 13.b.7. |
| c. Debt securities (included in Schedule RC, items 2.a and 2.b)..... | RCFDJ461 | 0 | 13.c. |
| d. Other assets (exclude FDIC loss-sharing indemnification assets)..... | RCFDJ462 | 0 | 13.d. |
| <i>Items 14.a and 14.b are to be completed annually in the December report only.</i> | | | |
| 14. Captive insurance and reinsurance subsidiaries: | | | 14. |
| a. Total assets of captive insurance subsidiaries ² | RCFDK193 | NR | 14.a. |
| b. Total assets of captive reinsurance subsidiaries ² | RCFDK194 | NR | 14.b. |
| <i>Item 15 is to be completed by institutions that are required or have elected to be treated as a Qualified Thrift Lender.</i> | | | |
| 15. Qualified Thrift Lender (QTL) test: | | | 15. |
| a. Does the institution use the Home Owners' Loan Act (HOLA) QTL test or the Internal Revenue Service Domestic Building and Loan Association (IRS DBLA) test to determine its QTL compliance? (for the HOLA QTL test, enter 1; for the IRS DBLA test, enter 2)..... | RCONL133 | NR | 15.a. |
| b. Has the institution been in compliance with the HOLA QTL test as of each month end during the quarter or the IRS DBLA test for its most recent taxable year, as applicable?..... | RCONL135 | NR | 15.b. |
| <i>Item 16.a and, if appropriate, items 16.b.(1) through 16.b.(3) are to be completed annually in the December report only.</i> | | | |
| 16. International remittance transfers offered to consumers: ¹ | | | 16. |
| a. Estimated number of international remittance transfers provided by your institution during the calendar year ending on the report date..... | RCONN523 | NR | 16.a. |
| <i>Items 16.b.(1) through 16.b.(3) are to be completed by institutions that reported 501 or more international remittance transfers in item 16.a in either or both of the current report or the most recent prior report in which item 16.a was required to be completed.</i> | | | |
| b. Estimated dollar value of remittance transfers provided by your institution and usage of regulatory exceptions during the calendar year ending on the report date: | | | 16.b. |
| 1. Estimated dollar value of international remittance transfers..... | RCONN524 | NR | 16.b.1. |
| 2. Estimated number of international remittance transfers for which your institution applied the permanent exchange rate exception..... | RCONMM07 | NR | 16.b.2. |
| 3. Estimated number of international remittance transfers for which your institution applied the permanent covered third-party fee exception..... | RCONMQ52 | NR | 16.b.3. |
| 17. U.S. Small Business Administration Paycheck Protection Program (PPP) loans and the Federal Reserve PPP Liquidity Facility (PPPLF): ³ | | | 17. |
| a. Number of PPP loans outstanding..... | RCONLG26 | 27152 | 17.a. |
| b. Outstanding balance of PPP loans..... | RCONLG27 | 1,829,000 | 17.b. |
| c. Outstanding balance of PPP loans pledged to the PPPLF..... | RCONLG28 | 0 | 17.c. |
| d. Outstanding balance of borrowings from Federal Reserve Banks under the PPPLF with a remaining maturity of: | | | 17.d. |
| 1. One year or less..... | RCONLL59 | 0 | 17.d.1. |
| 2. More than one year..... | RCONLL60 | 0 | 17.d.2. |
| e. Quarterly average amount of PPP loans pledged to the PPPLF and excluded from "Total assets for the leverage ratio" reported in Schedule RC-R, Part I, item 30..... | RCONLL57 | 0 | 17.e. |
| 18. Money Market Mutual Fund Liquidity Facility (MMLF): | | | 18. |
| a. Outstanding balance of assets purchased under the MMLF..... | RCONLL61 | 0 | 18.a. |
| b. Quarterly average amount of assets purchased under the MMLF and excluded from "Total assets for the leverage ratio" reported in Schedule RC-R, Part I, item 30..... | RCONLL58 | 0 | 18.b. |

(TE01N529) Bank of America

- Report total assets before eliminating intercompany transactions between the consolidated insurance or reinsurance subsidiary and other offices or consolidated subsidiaries of the reporting bank.
- Report information about international electronic transfers of funds offered to consumers in the United States that: (a) are "remittance transfers" as defined by subpart B of Regulation E (12 CFR § 1005.30(e)), or (b) would qualify as "remittance transfers" under subpart B of Regulation E (12 CFR § 1005.30(e)) but are excluded from that definition only because the provider is not providing those transfers in the normal course of its business. See 12 CFR § 1005.30(f). For purposes of this item 16, such transfers are excluded.
- Paycheck Protection Program (PPP) covered loans as defined in sections 7(a)(36) and 7(a)(37) of the Small Business Act (15 U.S.C. 636(a)(36) and (37)). The PPP was established by Section 1102 of the 2020 Coronavirus Aid, Relief, and Economic Security Act.

(TE02N528) www.merrilledge.com

(TE02N529) Bank of America Merrill Lynch

(TE03N528) www.mymerrill.com

(TE04N528) privatebank.bankofamerica.com/

(TE05N528) promo.bankofamerica.com

(TE06N528) secure.bankofamerica.com

(TE06N529) Merrill Lynch

(TE07N528) about.bankofamerica.com

(TE08N528) promotions.bankofamerica.com

(TE09N528) benefits.ml.com

(TE10N528) olui2.fspl2.ml.com

(TEXT4087) www.bankofamerica.com

Schedule RC-N - Past Due and Nonaccrual Loans Leases and Other Assets(Form Type - 031)

| Dollar amounts in thousands | | (Column A) Past due 30 through 89 days and still accruing | | (Column B) Past due 90 days or more and still accruing | | (Column C) Nonaccrual | |
|--|----------|---|----------|--|----------|-----------------------|---------|
| 1. Loans secured by real estate: | | | | | | | 1. |
| a. Construction, land development, and other land loans in domestic offices: | | | | | | | 1.a. |
| 1. 1-4 family residential construction loans..... | RCONF172 | 3,000 | RCONF174 | 0 | RCONF176 | 2,000 | 1.a.1. |
| 2. Other construction loans and all land development and other land loans..... | RCONF173 | 207,000 | RCONF175 | 19,000 | RCONF177 | 33,000 | 1.a.2. |
| b. Secured by farmland in domestic offices..... | RCON3493 | 8,000 | RCON3494 | 0 | RCON3495 | 1,000 | 1.b. |
| c. Secured by 1-4 family residential properties in domestic offices: | | | | | | | 1.c. |
| 1. Revolving, open-end loans secured by 1-4 family residential properties and extended under lines of credit..... | RCON5398 | 79,000 | RCON5399 | 0 | RCON5400 | 534,000 | 1.c.1. |
| 2. Closed-end loans secured by 1-4 family residential properties: | | | | | | | 1.c.2. |
| a. Secured by first liens..... | RCONC236 | 954,000 | RCONC237 | 474,000 | RCONC229 | 2,110,000 | 1.c.2a. |
| b. Secured by junior liens..... | RCONC238 | 4,000 | RCONC239 | 0 | RCONC230 | 23,000 | 1.c.2b. |
| d. Secured by multifamily (5 or more) residential properties in domestic offices..... | RCON3499 | 8,000 | RCON3500 | 1,000 | RCON3501 | 0 | 1.d. |
| e. Secured by nonfarm nonresidential properties in domestic offices: | | | | | | | 1.e. |
| 1. Loans secured by owner-occupied nonfarm nonresidential properties..... | RCONF178 | 68,000 | RCONF180 | 27,000 | RCONF182 | 157,000 | 1.e.1. |
| 2. Loans secured by other nonfarm nonresidential properties..... | RCONF179 | 108,000 | RCONF181 | 3,000 | RCONF183 | 171,000 | 1.e.2. |
| f. In foreign offices..... | RCFNB572 | 0 | RCFNB573 | 0 | RCFNB574 | 37,000 | 1.f. |
| 2. Loans to depository institutions and acceptances of other banks: | | | | | | | 2. |
| a. To U.S. banks and other U.S. depository institutions..... | RCFD5377 | 0 | RCFD5378 | 0 | RCFD5379 | 0 | 2.a. |
| b. To foreign banks..... | RCFD5380 | 31,000 | RCFD5381 | 1,000 | RCFD5382 | 0 | 2.b. |
| 3. Loans to finance agricultural production and other loans to farmers..... | RCFD1594 | 1,000 | RCFD1597 | 0 | RCFD1583 | 9,000 | 3. |
| 4. Commercial and industrial loans: | | | | | | | 4. |
| a. To U.S. addressees (domicile)..... | RCFD1251 | 822,000 | RCFD1252 | 422,000 | RCFD1253 | 538,000 | 4.a. |
| b. To non-U.S. addressees (domicile)..... | RCFD1254 | 272,000 | RCFD1255 | 33,000 | RCFD1256 | 460,000 | 4.b. |
| 5. Loans to individuals for household, family, and other personal expenditures: | | | | | | | 5. |
| a. Credit cards..... | RCFDB575 | 525,000 | RCFDB576 | 503,000 | RCFDB577 | 0 | 5.a. |
| b. Automobile loans..... | RCFDK213 | 131,000 | RCFDK214 | 10,000 | RCFDK215 | 44,000 | 5.b. |
| c. Other (includes revolving credit plans other than credit cards and other consumer loans)..... | RCFDK216 | 37,000 | RCFDK217 | 4,000 | RCFDK218 | 12,000 | 5.c. |
| 6. Loans to foreign governments and official institutions..... | RCFD5389 | 0 | RCFD5390 | 0 | RCFD5391 | 7,000 | 6. |
| 7. All other loans..... | RCFD5459 | 308,000 | RCFD5460 | 195,000 | RCFD5461 | 51,000 | 7. |
| 8. Lease financing receivables: | | | | | | | 8. |
| a. Leases to individuals for household, family, and other personal expenditures..... | RCFDF166 | 18,000 | RCFDF167 | 1,000 | RCFDF168 | 4,000 | 8.a. |
| b. All other leases..... | RCFDF169 | 36,000 | RCFDF170 | 3,000 | RCFDF171 | 38,000 | 8.b. |
| 9. Total loans and leases (sum of items 1 through 8.b)..... | RCFD1406 | 3,620,000 | RCFD1407 | 1,696,000 | RCFD1403 | 4,231,000 | 9. |
| 10. Debt securities and other assets (exclude other real estate owned and other repossessed assets)..... | RCFD3505 | 0 | RCFD3506 | 0 | RCFD3507 | 0 | 10. |
| 11. Loans and leases reported in items 1 through 8 above that are wholly or partially guaranteed by the U.S. Government, excluding loans and leases covered by loss-sharing agreements with the FDIC:..... | RCFDK036 | 397,000 | RCFDK037 | 554,000 | RCFDK038 | 98,000 | 11. |
| a. Guaranteed portion of loans and leases included in item 11 above, excluding rebooked "GNMA loans"..... | RCFDK039 | 284,000 | RCFDK040 | 193,000 | RCFDK041 | 19,000 | 11.a. |
| b. Rebooked "GNMA loans" that have been repurchased or are eligible for repurchase included in item 11 above..... | RCFDK042 | 110,000 | RCFDK043 | 360,000 | RCFDK044 | 57,000 | 11.b. |
| 12. Loans and leases reported in items 1 through 8 above that are covered by loss-sharing agreements with the FDIC: | | | | | | | 12. |
| a. Loans secured by real estate in domestic offices: | | | | | | | 12.a. |
| 1. Construction, land development, and other land loans: | | | | | | | 12.a.1. |
| a. 1-4 family residential construction loans..... | RCONK045 | 0 | RCONK046 | 0 | RCONK047 | 0 | 12a1a |

| Dollar amounts in thousands | (Column A) Past due 30 through 89 days and still accruing | | (Column B) Past due 90 days or more and still accruing | | (Column C) Nonaccrual | | |
|--|---|---------|--|---------|-----------------------|-----------|--------|
| | | | | | | | |
| b. Other construction loans and all land development and other land loans..... | RCONK048 | 0 | RCONK049 | 0 | RCONK050 | 0 | 12a1b |
| 2. Secured by farmland..... | RCONK051 | 0 | RCONK052 | 0 | RCONK053 | 0 | 12a.2. |
| 3. Secured by 1-4 family residential properties: | | | | | | | 12a.3. |
| a. Revolving, open-end loans secured by 1-4 family residential properties and extended under lines of credit..... | RCONK054 | 0 | RCONK055 | 0 | RCONK056 | 0 | 12a3a |
| b. Closed-end loans secured by 1-4 family residential properties: | | | | | | | 12a3b |
| 1. Secured by first liens..... | RCONK057 | 0 | RCONK058 | 0 | RCONK059 | 0 | 12a31. |
| 2. Secured by junior liens..... | RCONK060 | 0 | RCONK061 | 0 | RCONK062 | 0 | 12a32 |
| 4. Secured by multifamily (5 or more) residential properties..... | RCONK063 | 0 | RCONK064 | 0 | RCONK065 | 0 | 12a.4. |
| 5. Secured by nonfarm nonresidential properties: | | | | | | | 12a.5. |
| a. Loans secured by owner-occupied nonfarm nonresidential properties..... | RCONK066 | 0 | RCONK067 | 0 | RCONK068 | 0 | 12a5a |
| b. Loans secured by other nonfarm nonresidential properties..... | RCONK069 | 0 | RCONK070 | 0 | RCONK071 | 0 | 12a5b |
| b. Not applicable | | | | | | | 12.b. |
| c. Not applicable | | | | | | | 12.c. |
| d. Not applicable | | | | | | | 12.d. |
| e. All other loans and all leases..... | RCFDK087 | 0 | RCFDK088 | 0 | RCFDK089 | 0 | 12.e. |
| f. Portion of covered loans and leases included in items 12.a through 12.e above that is protected by FDIC loss-sharing agreements..... | RCFDK102 | 0 | RCFDK103 | 0 | RCFDK104 | 0 | 12.f. |
| 1. Loans restructured in troubled debt restructurings included in Schedule RC-N, items 1 through 7, above (and not reported in Schedule RC-C, Part 1, Memorandum item 1): | | | | | | | M.1. |
| a. Construction, land development, and other land loans in domestic offices: | | | | | | | M.1.a. |
| 1. 1-4 family residential construction loans..... | RCONK105 | 0 | RCONK106 | 0 | RCONK107 | 2,000 | M1a1. |
| 2. Other construction loans and all land development and other land loans..... | RCONK108 | 0 | RCONK109 | 0 | RCONK110 | 7,000 | M1a2 |
| b. Loans secured by 1-4 family residential properties in domestic offices.. | RCONF661 | 128,000 | RCONF662 | 280,000 | RCONF663 | 1,878,000 | M.1.b. |
| c. Secured by multifamily (5 or more) residential properties in domestic offices..... | RCONK111 | 0 | RCONK112 | 0 | RCONK113 | 0 | M.1.c. |
| d. Secured by nonfarm nonresidential properties in domestic offices: | | | | | | | M.1.d. |
| 1. Loans secured by owner-occupied nonfarm nonresidential properties..... | RCONK114 | 0 | RCONK115 | 0 | RCONK116 | 60,000 | M1d1. |
| 2. Loans secured by other nonfarm nonresidential properties..... | RCONK117 | 0 | RCONK118 | 0 | RCONK119 | 79,000 | M1d2 |
| e. Commercial and industrial loans: | | | | | | | M.1.e. |
| 1. To U.S. addressees (domicile)..... | RCFDK120 | 18,000 | RCFDK121 | 7,000 | RCFDK122 | 341,000 | M1e1. |
| 2. To non-U.S. addressees (domicile)..... | RCFDK123 | 0 | RCFDK124 | 0 | RCFDK125 | 54,000 | M1e2 |
| f. All other loans (include loans to individuals for household, family, and other personal expenditures)..... | RCFDK126 | 44,000 | RCFDK127 | 24,000 | RCFDK128 | 44,000 | M.1.f. |
| <i>Itemize loan categories included in Memorandum item 1.f., above that exceed 10 percent of total loans restructured in troubled debt restructurings that are past due 30 days or more or in nonaccrual status (sum of Memorandum items 1.a through 1.f., columns A through C):</i> | | | | | | | |
| 1. Loans secured by farmland in domestic offices..... | RCONK130 | 0 | RCONK131 | 0 | RCONK132 | 0 | M1f1. |
| 2. Not applicable | | | | | | | M1f2. |
| 3. Loans to finance agricultural production and other loans to farmers..... | RCFDK138 | 0 | RCFDK139 | 0 | RCFDK140 | 0 | M1f3. |
| 4. Loans to individuals for household, family, and other personal expenditures: | | | | | | | M1f4. |
| a. Credit cards..... | RCFDK274 | 0 | RCFDK275 | 0 | RCFDK276 | 0 | M1f4a |
| b. Automobile loans..... | RCFDK277 | 0 | RCFDK278 | 0 | RCFDK279 | 0 | M1f4b |
| c. Other (includes revolving credit plans other than credit cards and other consumer loans)..... | RCFDK280 | 0 | RCFDK281 | 0 | RCFDK282 | 0 | M1f4c |
| g. Total loans restructured in troubled debt restructurings included in Schedule RC-N, items 1 through 7, above and not reported in Schedule RC-C, Part I, Memorandum item 1 (sum of items Memorandum item 1.a.(1) through Memorandum item 1.f.) ¹ | RCFDHK26 | 190,000 | RCFDHK27 | 311,000 | RCFDHK28 | 2,465,000 | M.1.g. |

1. Exclude amounts reported in Memorandum items 1.f.(1) through 1.f.(4) when calculating the total in Memorandum item 1.g.

| Dollar amounts in thousands | (Column A) Past due 30 through 89 days and still accruing | | (Column B) Past due 90 days or more and still accruing | | (Column C) Nonaccrual | | |
|---|---|---------|--|--------|-----------------------|---------|------|
| | | | | | | | |
| 2. Loans to finance commercial real estate, construction, and land development activities (not secured by real estate) included in Schedule RC-N, items 4 and 7, above..... | RCFD6558 | 80,000 | RCFD6559 | 0 | RCFD6560 | 25,000 | M.2. |
| 3. Loans secured by real estate to non-U.S. addressees (domicile) (included in Schedule RC-N, item 1, above)..... | RCFD1248 | 0 | RCFD1249 | 0 | RCFD1250 | 37,000 | M.3. |
| 4. Not applicable | | | | | | | M.4. |
| 5. Loans and leases held for sale (included in Schedule RC-N, items 1 through 8, above)..... | RCFDC240 | 157,000 | RCFDC241 | 22,000 | RCFDC226 | 229,000 | M.5. |

| Dollar amounts in thousands | (Column A) Past due 30 through 89 days | | (Column B) Past due 90 days or more | | |
|---|--|---|-------------------------------------|---|------|
| | | | | | |
| 6. Derivative contracts: Fair value of amounts carried as assets..... | RCFD3529 | 0 | RCFD3530 | 0 | M.6. |

| Dollar amounts in thousands | | | | |
|--|--|----------|-----------|------|
| <i>Memorandum items 7, 8, 9.a, and 9.b are to be completed semiannually in the June and December reports only.</i> | | | | |
| 7. Additions to nonaccrual assets during the previous six months..... | | RCFDC410 | 1,601,000 | M.7. |
| 8. Nonaccrual assets sold during the previous six months..... | | RCFDC411 | 415,000 | M.8. |

| Dollar amounts in thousands | (Column A) Past due 30 through 89 days and still accruing | | (Column B) Past due 90 days or more and still accruing | | (Column C) Nonaccrual | | |
|---|---|----|--|----|-----------------------|----|--------|
| | | | | | | | |
| 9. Purchased credit-impaired loans accounted for in accordance with FASB ASC 310-30 (former AICPA Stament of Position 03-3): ² | | | | | | | M.9. |
| a. Outstanding balance..... | RCFDL183 | NR | RCFDL184 | NR | RCFDL185 | NR | M.9.a. |
| b. Amount included in Schedule RC-N, items 1 through 7, above..... | RCFDL186 | NR | RCFDL187 | NR | RCFDL188 | NR | M.9.b. |

2. Memorandum items 9.a and 9.b should be completed only by institutions that have not yet adopted ASU 2016-13.

Schedule RC-O - Other Data for Deposit Insurance and FICO Assessments(Form Type - 031)

All FDIC-insured depository institutions must complete items 1 through 9, 10, and 11, Memorandum item 1, and, if applicable, item 9.a, Memorandum items 2, 3, and 6 through 18 each quarter. Unless otherwise indicated, complete items 1 through 11 and Memorandum items 1 through 3 on an "unconsolidated single FDIC certificate number basis" (see instructions) and complete Memorandum items 6 through 18 on a fully consolidated basis.

Dollar amounts in thousands

| | | | |
|---|----------|---------------|----------|
| 1. Total deposit liabilities before exclusions (gross) as defined in Section 3(l) of the Federal Deposit Insurance Act and FDIC regulations..... | RCFDF236 | 2,757,302,000 | 1. |
| 2. Total allowable exclusions, including interest accrued and unpaid on allowable exclusions (including foreign deposits)..... | RCFDF237 | 773,552,000 | 2. |
| 3. Total foreign deposits, including interest accrued and unpaid thereon (included in item 2 above)..... | RCFNF234 | 271,259,000 | 3. |
| 4. Average consolidated total assets for the calendar quarter..... | RCFDK652 | 2,457,065,000 | 4. |
| a. Averaging method used (for daily averaging, enter 1; for weekly averaging, enter 2)..... | RCFDK653 | 1 | 4.a. |
| 5. Average tangible equity for the calendar quarter ¹ | RCFDK654 | 182,139,000 | 5. |
| 6. Holdings of long-term unsecured debt issued by other FDIC-insured depository institutions..... | RCFDK655 | 22,000 | 6. |
| 7. Unsecured "Other borrowings" with a remaining maturity of (sum of items 7.a through 7.d must be less than or equal to Schedule RC-M, items 5.b.(1)(a)-(d) minus item 10.b): | | | 7. |
| a. One year or less..... | RCFDG465 | 3,659,000 | 7.a. |
| b. Over one year through three years..... | RCFDG466 | 2,200,000 | 7.b. |
| c. Over three years through five years..... | RCFDG467 | 4,000 | 7.c. |
| d. Over five years..... | RCFDG468 | 0 | 7.d. |
| 8. Subordinated notes and debentures with a remaining maturity of (sum of items 8.a through 8.d must equal Schedule RC, item 19): | | | 8. |
| a. One year or less..... | RCFDG469 | 0 | 8.a. |
| b. Over one year through three years..... | RCFDG470 | 0 | 8.b. |
| c. Over three years through five years..... | RCFDG471 | 0 | 8.c. |
| d. Over five years..... | RCFDG472 | 1,567,000 | 8.d. |
| 9. Brokered reciprocal deposits (included in Schedule RC-E, Part I, Memorandum item 1.b)..... | RCONG803 | 0 | 9. |
| <i>Item 9.a is to be completed on a fully consolidated basis by all institutions that own another insured depository institution.</i> | | | |
| a. Fully consolidated brokered reciprocal deposits..... | RCONL190 | NR | 9.a. |
| 10. Banker's bank certification: Does the reporting institution meet both the statutory definition of a banker's bank and the business conduct test set forth in FDIC regulations? If the answer to item 10 is "YES," complete items 10.a and 10.b..... | RCFDK656 | No | 10. |
| <i>If the answer to item 10 is "YES," complete items 10.a and 10.b.</i> | | | |
| a. Banker's bank deduction..... | RCFDK657 | NR | 10.a. |
| b. Banker's bank deduction limit..... | RCFDK658 | NR | 10.b. |
| 11. Custodial bank certification: Does the reporting institution meet the definition of a custodial bank set forth in FDIC regulations? If the answer to item 11 is "YES," complete items 11.a and 11.b..... | RCFDK659 | Yes | 11. |
| <i>If the answer to item 11 is "YES," complete items 11.a and 11.b.</i> | | | |
| a. Custodial bank deduction..... | RCFDK660 | 807,059,000 | 11.a. |
| b. Custodial bank deduction limit..... | RCFDK661 | 2,681,000 | 11.b. |
| 1. Total deposit liabilities of the bank (including related interest accrued and unpaid) less allowable exclusions (including related interest accrued and unpaid) (sum of Memorandum items 1.a.(1), 1.b.(1), 1.c.(1), and 1.d.(1) must equal Schedule RC-O, item 1 less item 2): | | | M.1. |
| a. Deposit accounts (excluding retirement accounts) of \$250,000 or less: ¹ | | | M.1.a. |
| 1. Amount of deposit accounts (excluding retirement accounts) of \$250,000 or less..... | RCONF049 | 805,904,000 | M.1.a.1. |
| 2. Number of deposit accounts (excluding retirement accounts) of \$250,000 or less..... | RCONF050 | 111172265 | M.1.a.2. |
| b. Deposit accounts (excluding retirement accounts) of more than \$250,000: ¹ | | | M.1.b. |
| 1. Amount of deposit accounts (excluding retirement accounts) of more than \$250,000..... | RCONF051 | 1,119,322,000 | M.1.b.1. |
| 2. Number of deposit accounts (excluding retirement accounts) of more than \$250,000..... | RCONF052 | 815219 | M.1.b.2. |
| c. Retirement deposit accounts of \$250,000 or less: ¹ | | | M.1.c. |
| 1. Amount of retirement deposit accounts of \$250,000 or less..... | RCONF045 | 51,433,000 | M.1.c.1. |
| 2. Number of retirement deposit accounts of \$250,000 or less..... | RCONF046 | 4550812 | M.1.c.2. |
| d. Retirement deposit accounts of more than \$250,000: ¹ | | | M.1.d. |

1. See instructions for averaging methods. For deposit insurance assessment purposes, tangible equity is defined as Tier 1 capital as set forth in the banking agencies' regulatory capital standards and reported in Schedule RC-R, Part I, item 26, except as described in the instructions.
 1. The dollar amounts used as the basis for reporting in Memorandum items 1.a through 1.d reflect the deposit insurance limits in effect on the report date.

Dollar amounts in thousands

| | | | |
|---|----------|--------------------|----------|
| 1. Amount of retirement deposit accounts of more than \$250,000..... | RCONF047 | 7,091,000 | M.1.d.1. |
| 2. Number of retirement deposit accounts of more than \$250,000..... | RCONF048 | 11384 | M.1.d.2. |
| <i>Memorandum item 2 is to be completed by banks with \$1 billion or more in total assets.</i> | | | |
| 2. Estimated amount of uninsured deposits in domestic offices of the bank and in insured branches in Puerto Rico and U.S. territories and possessions, including related interest accrued and unpaid (see instructions) ³ | RCON5597 | 994,121,000 | M.2. |
| 3. Has the reporting institution been consolidated with a parent bank or savings association in that parent bank's or parent savings association's Call Report? If so, report the legal title and FDIC Certificate Number of the parent bank or parent savings association: | | | M.3. |
| a. Legal title..... | TEXTA545 | NR | M.3.a. |
| b. FDIC Certificate Number..... | RCONA545 | 0 | M.3.b. |
| 4. Dually payable deposits in the reporting institution's foreign branches..... | RCFNGW43 | 43,000 | M.4. |
| <i>Memorandum items 5 through 12 are to be completed by "large institutions" and "highly complex institutions" as defined in FDIC regulations.</i> | | | |
| 5. Applicable portion of the CECL transitional amount or modified CECL transitional amount that has been added to retained earnings for regulatory capital purposes as of the current report date and is attributable to loans and leases held for investment..... | RCFDMW53 | 1,622,000 | M.5. |
| 6. Criticized and classified items: | | | M.6. |
| a. Special mention..... | RCFDK663 | CONF | M.6.a. |
| b. Substandard..... | RCFDK664 | CONF | M.6.b. |
| c. Doubtful..... | RCFDK665 | CONF | M.6.c. |
| d. Loss..... | RCFDK666 | CONF | M.6.d. |
| 7. "Nontraditional 1-4 family residential mortgage loans" as defined for assessment purposes only in FDIC regulations: | | | M.7. |
| a. Nontraditional 1-4 family residential mortgage loans..... | RCFDN025 | CONF | M.7.a. |
| b. Securitizations of nontraditional 1-4 family residential mortgage loans..... | RCFDN026 | CONF | M.7.b. |
| 8. "Higher-risk consumer loans" as defined for assessment purposes only in FDIC regulations: | | | M.8. |
| a. Higher-risk consumer loans..... | RCFDN027 | CONF | M.8.a. |
| b. Securitizations of higher-risk consumer loans..... | RCFDN028 | CONF | M.8.b. |
| 9. "Higher-risk commercial and industrial loans and securities" as defined for assessment purposes only in FDIC regulations: | | | M.9. |
| a. Higher-risk commercial and industrial loans and securities..... | RCFDN029 | CONF | M.9.a. |
| b. Securitizations of higher-risk commercial and industrial loans and securities..... | RCFDN030 | CONF | M.9.b. |
| 10. Commitments to fund construction, land development, and other land loans secured by real estate for the consolidated bank: | | | M.10. |
| a. Total unfunded commitments..... | RCFDK676 | 7,672,000 | M.10.a. |
| b. Portion of unfunded commitments guaranteed or insured by the U.S. government (including the FDIC)..... | RCFDK677 | 0 | M.10.b. |
| 11. Amount of other real estate owned recoverable from the U.S. government under guarantee or insurance provisions (excluding FDIC loss-sharing agreements)..... | RCFDK669 | 0 | M.11. |
| 12. Nonbrokered time deposits of more than \$250,000 in domestic offices (included in Schedule RC-E, Memorandum item 2.d)..... | RCONK678 | 18,949,000 | M.12. |
| <i>Memorandum item 13.a is to be completed by "large institutions" and "highly complex institutions" as defined in FDIC regulations. Memorandum items 13.b through 13.h are to be completed by "large institutions" only.</i> | | | |
| 13. Portion of funded loans and securities in domestic and foreign offices guaranteed or insured by the U.S. government (including FDIC loss-sharing agreements): | | | M.13. |
| a. Construction, land development, and other land loans secured by real estate..... | RCFDN177 | 0 | M.13.a. |
| b. Loans secured by multifamily residential and nonfarm nonresidential properties..... | RCFDN178 | 0 | M.13.b. |
| c. Closed-end loans secured by first liens on 1-4 family residential properties..... | RCFDN179 | 0 | M.13.c. |
| d. Closed-end loans secured by junior liens on 1-4 family residential properties and revolving, open-end loans secured by 1-4 family residential properties and extended under lines of credit..... | RCFDN180 | 0 | M.13.d. |
| e. Commercial and industrial loans..... | RCFDN181 | 0 | M.13.e. |
| f. Credit card loans to individuals for household, family, and other personal expenditures..... | RCFDN182 | 0 | M.13.f. |
| g. All other loans to individuals for household, family, and other personal expenditures..... | RCFDN183 | 0 | M.13.g. |
| h. Non-agency residential mortgage-backed securities..... | RCFDM963 | 0 | M.13.h. |
| <i>Memorandum items 14 and 15 are to be completed by "highly complex institutions" as defined in FDIC regulations.</i> | | | |
| 14. Amount of the institution's largest counterparty exposure..... | RCFDK673 | CONF | M.14. |
| 15. Total amount of the institution's 20 largest counterparty exposures..... | RCFDK674 | CONF | M.15. |

3. Uninsured deposits should be estimated based on the deposit insurance limits set forth in Memorandum items 1.a through 1.d.

Dollar amounts in thousands

Memorandum item 16 is to be completed by "large institutions" and "highly complex institutions" as defined in FDIC regulations.

16. Portion of loans restructured in troubled debt restructurings that are in compliance with their modified terms and are guaranteed or insured by the U.S. government (including the FDIC) (included in Schedule RC-C, part I, Memorandum item 1).....

| | | |
|----------|----------------|-------|
| RCFDL189 | 547,000 | M.16. |
|----------|----------------|-------|

Memorandum item 17 is to be completed on a fully consolidated basis by those "large institutions" and "highly complex institutions" as defined in FDIC regulations that own another insured depository institution.

17. Selected fully consolidated data for deposit insurance assessment purposes:

| | | |
|--|--|-------|
| | | M.17. |
|--|--|-------|

a. Total deposit liabilities before exclusions (gross) as defined in Section 3(l) of the Federal Deposit Insurance Act and FDIC regulations.....

| | | |
|----------|-----------|---------|
| RCFDL194 | NR | M.17.a. |
|----------|-----------|---------|

b. Total allowable exclusions, including interest accrued and unpaid on allowable exclusions (including foreign deposits).....

| | | |
|----------|-----------|---------|
| RCFDL195 | NR | M.17.b. |
|----------|-----------|---------|

c. Unsecured "Other borrowings" with a remaining maturity of one year or less.....

| | | |
|----------|-----------|---------|
| RCFDL196 | NR | M.17.c. |
|----------|-----------|---------|

d. Estimated amount of uninsured deposits in domestic offices of the institution and in insured branches in Puerto Rico and U.S. territories and possessions, including related interest accrued and unpaid.....

| | | |
|----------|-----------|---------|
| RCONL197 | NR | M.17.d. |
|----------|-----------|---------|

| | (Column A) Two-Year Probability of Default (PD) <= 1% | (Column B) Two-Year Probability of Default (PD) 1.01-4% | (Column C) Two-Year Probability of Default (PD) 4.01-7% | (Column D) Two-Year Probability of Default (PD) 7.01-10% | (Column E) Two-Year Probability of Default (PD) 10.01-14% | (Column F) Two-Year Probability of Default (PD) 14.01-16% | (Column G) Two-Year Probability of Default (PD) 16.01-18% | (Column H) Two-Year Probability of Default (PD) 18.01-20% | (Column I) Two-Year Probability of Default (PD) 20.01-22% | (Column J) Two-Year Probability of Default (PD) 22.01-26% | (Column K) Two-Year Probability of Default (PD) 26.01-30% | (Column L) Two-Year Probability of Default (PD) > 30% | (Column M) Two-Year Probability of Default (PD) Unscoreable | (Column N) Two-Year Probability of Default (PD) Total | (Column O) PDs Were Derived Using | |
|---|--|--|--|---|--|--|--|--|--|--|--|--|--|--|--------------------------------------|------|
| Dollar amounts in thousands | | | | | | | | | | | | | | | | |
| 18. Outstanding balance of 1-4 family residential mortgage loans, consumer loans, and consumer leases by two-year probability of default: | | | | | | | | | | | | | | | M18 | |
| a. "Nontraditional 1-4 family residential mortgage loans" as defined for assessment purposes only in FDIC regulations..... | RCFDM964 CONF | RCFDM965 CONF | RCFDM966 CONF | RCFDM967 CONF | RCFDM968 CONF | RCFDM969 CONF | RCFDM970 CONF | RCFDM971 CONF | RCFDM972 CONF | RCFDM973 CONF | RCFDM974 CONF | RCFDM975 CONF | RCFDM976 CONF | RCFDM977 CONF | RCFDM978 CONF | M18a |
| b. Closed-end loans secured by first liens on 1-4 family residential properties..... | RCFDM979 CONF | RCFDM980 CONF | RCFDM981 CONF | RCFDM982 CONF | RCFDM983 CONF | RCFDM984 CONF | RCFDM985 CONF | RCFDM986 CONF | RCFDM987 CONF | RCFDM988 CONF | RCFDM989 CONF | RCFDM990 CONF | RCFDM991 CONF | RCFDM992 CONF | RCFDM993 CONF | M18b |
| c. Closed-end loans secured by junior liens on 1-4 family residential properties..... | RCFDM994 CONF | RCFDM995 CONF | RCFDM996 CONF | RCFDM997 CONF | RCFDM998 CONF | RCFDM999 CONF | RCFDN001 CONF | RCFDN002 CONF | RCFDN003 CONF | RCFDN004 CONF | RCFDN005 CONF | RCFDN006 CONF | RCFDN007 CONF | RCFDN008 CONF | RCFDN009 CONF | M18c |
| d. Revolving, open-end loans secured by 1-4 family residential properties and extended under lines of credit..... | RCFDN010 CONF | RCFDN011 CONF | RCFDN012 CONF | RCFDN013 CONF | RCFDN014 CONF | RCFDN015 CONF | RCFDN016 CONF | RCFDN017 CONF | RCFDN018 CONF | RCFDN019 CONF | RCFDN020 CONF | RCFDN021 CONF | RCFDN022 CONF | RCFDN023 CONF | RCFDN024 CONF | M18d |
| e. Credit cards..... | RCFDN040 CONF | RCFDN041 CONF | RCFDN042 CONF | RCFDN043 CONF | RCFDN044 CONF | RCFDN045 CONF | RCFDN046 CONF | RCFDN047 CONF | RCFDN048 CONF | RCFDN049 CONF | RCFDN050 CONF | RCFDN051 CONF | RCFDN052 CONF | RCFDN053 CONF | RCFDN054 CONF | M18e |
| f. Automobile loans..... | RCFDN055 CONF | RCFDN056 CONF | RCFDN057 CONF | RCFDN058 CONF | RCFDN059 CONF | RCFDN060 CONF | RCFDN061 CONF | RCFDN062 CONF | RCFDN063 CONF | RCFDN064 CONF | RCFDN065 CONF | RCFDN066 CONF | RCFDN067 CONF | RCFDN068 CONF | RCFDN069 CONF | M18f |
| g. Student loans..... | RCFDN070 CONF | RCFDN071 CONF | RCFDN072 CONF | RCFDN073 CONF | RCFDN074 CONF | RCFDN075 CONF | RCFDN076 CONF | RCFDN077 CONF | RCFDN078 CONF | RCFDN079 CONF | RCFDN080 CONF | RCFDN081 CONF | RCFDN082 CONF | RCFDN083 CONF | RCFDN084 CONF | M18g |
| h. Other consumer loans and revolving credit plans other than credit cards..... | RCFDN085 CONF | RCFDN086 CONF | RCFDN087 CONF | RCFDN088 CONF | RCFDN089 CONF | RCFDN090 CONF | RCFDN091 CONF | RCFDN092 CONF | RCFDN093 CONF | RCFDN094 CONF | RCFDN095 CONF | RCFDN096 CONF | RCFDN097 CONF | RCFDN098 CONF | RCFDN099 CONF | M18h |
| i. Consumer leases..... | RCFDN100 CONF | RCFDN101 CONF | RCFDN102 CONF | RCFDN103 CONF | RCFDN104 CONF | RCFDN105 CONF | RCFDN106 CONF | RCFDN107 CONF | RCFDN108 CONF | RCFDN109 CONF | RCFDN110 CONF | RCFDN111 CONF | RCFDN112 CONF | RCFDN113 CONF | RCFDN114 CONF | M18i |
| j. Total..... | RCFDN115 CONF | RCFDN116 CONF | RCFDN117 CONF | RCFDN118 CONF | RCFDN119 CONF | RCFDN120 CONF | RCFDN121 CONF | RCFDN122 CONF | RCFDN123 CONF | RCFDN124 CONF | RCFDN125 CONF | RCFDN126 CONF | RCFDN127 CONF | RCFDN128 CONF | | M18j |

Schedule RC-P - 1-4 Family Residential Mortgage Banking Activities in Domestic Offices(Form Type - 031)

Schedule RC-P is to be completed by banks at which either 1-4 family residential mortgage loan originations and purchases for resale from all sources, loan sales, or quarter-end loans held for sale or trading in domestic offices exceed \$10 million for two consecutive quarters.

Dollar amounts in thousands

| | | | |
|--|----------|------------------|------|
| 1. Retail originations during the quarter of 1-4 family residential mortgage loans for sale ¹ | RCONHT81 | 812,000 | 1. |
| 2. Wholesale originations and purchases during the quarter of 1-4 family residential mortgage loans for sale ² | RCONHT82 | 604,000 | 2. |
| 3. 1-4 family residential mortgage loans sold during the quarter..... | RCONFT04 | 5,159,000 | 3. |
| 4. 1-4 family residential mortgage loans held for sale or trading at quarter-end (included in Schedule RC, items 4.a and 5)..... | RCONFT05 | 1,428,000 | 4. |
| 5. Noninterest income for the quarter from the sale, securitization, and servicing of 1-4 family residential mortgage loans (included in Schedule RI, items 5.c, 5.f, 5.g, and 5.i)..... | RIADHT85 | 126,000 | 5. |
| 6. Repurchases and indemnifications of 1-4 family residential mortgage loans during the quarter..... | RCONHT86 | 15,000 | 6. |
| 7. Representation and warranty reserves for 1-4 family residential mortgage loans sold: | | | 7. |
| a. For representations and warranties made to U.S. government agencies and government-sponsored agencies.. | RCONL191 | CONF | 7.a. |
| b. For representations and warranties made to other parties..... | RCONL192 | CONF | 7.b. |
| c. Total representation and warranty reserves (sum of items 7.a and 7.b)..... | RCONM288 | 14,000 | 7.c. |

Schedule RC-Q - Assets and Liabilities Measured at Fair Value on a Recurring Basis(Form Type - 031)

Schedule RC-Q is to be completed by banks that:

- (1) Have elected to report financial instruments or servicing assets and liabilities at fair value under a fair value option with changes in fair value recognized in earnings, or
 (2) Are required to complete Schedule RC-D, Trading Assets and Liabilities.

| | (Column A) Total Fair Value Reported on Schedule RC | (Column B) LESS: Amounts Netted in the Determination of Total Fair Value | (Column C) Level 1 Fair Value Measurements | (Column D) Level 2 Fair Value Measurements | (Column E) Level 3 Fair Value Measurements | |
|--|---|--|--|--|--|--------|
| Dollar amounts in thousands | | | | | | |
| 1. Available-for-sale debt securities and equity securities with readily determinable fair values not held for trading ¹ | RCFDJA36 236,163,000 | RCFDG474 0 | RCFDG475 167,111,000 | RCFDG476 68,877,000 | RCFDG477 175,000 | 1. |
| 2. Federal funds sold and securities purchased under agreements to resell..... | RCFDG478 4,181,000 | RCFDG479 0 | RCFDG480 0 | RCFDG481 4,181,000 | RCFDG482 0 | 2. |
| 3. Loans and leases held for sale..... | RCFDG483 1,794,000 | RCFDG484 0 | RCFDG485 0 | RCFDG486 1,525,000 | RCFDG487 269,000 | 3. |
| 4. Loans and leases held for investment..... | RCFDG488 5,182,000 | RCFDG489 0 | RCFDG490 0 | RCFDG491 5,006,000 | RCFDG492 176,000 | 4. |
| 5. Trading assets: | | | | | | 5. |
| a. Derivative assets..... | RCFD3543 33,046,000 | RCFDG493 167,267,000 | RCFDG494 5,107,000 | RCFDG495 193,687,000 | RCFDG496 1,519,000 | 5.a. |
| b. Other trading assets..... | RCFDG497 113,325,000 | RCFDG498 0 | RCFDG499 73,306,000 | RCFDG500 38,127,000 | RCFDG501 1,892,000 | 5.b. |
| 1. Nontrading securities at fair value with changes in fair value reported in current earnings (included in Schedule RC-Q, item 5.b, above)..... | RCFDF240 0 | RCFDF684 0 | RCFDF692 0 | RCFDF241 0 | RCFDF242 0 | 5.b.1. |
| 6. All other assets..... | RCFDG391 2,416,000 | RCFDG392 49,613,000 | RCFDG395 396,000 | RCFDG396 50,313,000 | RCFDG804 1,320,000 | 6. |
| 7. Total assets measured at fair value on a recurring basis (sum of items 1 through 5.b plus item 6)..... | RCFDG502 396,107,000 | RCFDG503 216,880,000 | RCFDG504 245,920,000 | RCFDG505 361,716,000 | RCFDG506 5,351,000 | 7. |
| 8. Deposits..... | RCFDF252 444,000 | RCFDF686 0 | RCFDF694 0 | RCFDF253 444,000 | RCFDF254 0 | 8. |
| 9. Federal funds purchased and securities sold under agreements to repurchase..... | RCFDG507 10,039,000 | RCFDG508 0 | RCFDG509 0 | RCFDG510 10,039,000 | RCFDG511 0 | 9. |
| 10. Trading liabilities: | | | | | | 10. |
| a. Derivative liabilities..... | RCFD3547 20,151,000 | RCFDG512 153,180,000 | RCFDG513 3,164,000 | RCFDG514 167,556,000 | RCFDG515 2,611,000 | 10.a. |
| b. Other trading liabilities..... | RCFDG516 7,570,000 | RCFDG517 0 | RCFDG518 5,880,000 | RCFDG519 1,682,000 | RCFDG520 8,000 | 10.b. |

1. Exclude originations and purchases of 1-4 family residential mortgage loans that are held for investment.
 1. The amount reported in item 1, column A, must equal the sum of Schedule RC, items 2.b and 2.c.

| | (Column A) Total Fair Value Reported on Schedule RC | (Column B) LESS: Amounts Netted in the Determination of Total Fair Value | (Column C) Level 1 Fair Value Measurements | (Column D) Level 2 Fair Value Measurements | (Column E) Level 3 Fair Value Measurements | |
|---|---|--|--|--|--|--------|
| Dollar amounts in thousands | | | | | | |
| 11. Other borrowed money..... | RCFDG521 381,000 | RCFDG522 0 | RCFDG523 0 | RCFDG524 376,000 | RCFDG525 5,000 | 11. |
| 12. Subordinated notes and debentures..... | RCFDG526 0 | RCFDG527 0 | RCFDG528 0 | RCFDG529 0 | RCFDG530 0 | 12. |
| 13. All other liabilities..... | RCFDG805 625,000 | RCFDG806 48,482,000 | RCFDG807 0 | RCFDG808 48,697,000 | RCFDG809 410,000 | 13. |
| 14. Total liabilities measured at fair value on a recurring basis (sum of items 8 through 13)..... | RCFDG531 39,210,000 | RCFDG532 201,662,000 | RCFDG533 9,044,000 | RCFDG534 228,794,000 | RCFDG535 3,034,000 | 14. |
| 1. All other assets (itemize and describe amounts included in Schedule RC-Q, item 6, that are greater than \$100,000 and exceed 25% of item 6): | | | | | | M.1. |
| a. Mortgage servicing assets..... | RCFDG536 723,000 | RCFDG537 0 | RCFDG538 0 | RCFDG539 0 | RCFDG540 723,000 | M.1.a. |

| Dollar amounts in thousands | (Column A) Total Fair Value Reported on Schedule RC | (Column B) LESS: Amounts Netted in the Determination of Total Fair Value | (Column C) Level 1 Fair Value Measurements | (Column D) Level 2 Fair Value Measurements | (Column E) Level 3 Fair Value Measurements | |
|--------------------------------------|---|--|--|--|--|--------|
| b. Nontrading derivative assets..... | RCFDG541 699,000 | RCFDG542 49,613,000 | RCFDG543 0 | RCFDG544 50,310,000 | RCFDG545 2,000 | M.1.b. |

| Dollar amounts in thousands | | | |
|--|----------|----|----------|
| c. Disclose component and the dollar amount of that component: | | | M.1.c. |
| 1. Describe component..... | TEXTG546 | NR | M.1.c.1. |

| Dollar amounts in thousands | (Column A) Total Fair Value Reported on Schedule RC | (Column B) LESS: Amounts Netted in the Determination of Total Fair Value | (Column C) Level 1 Fair Value Measurements | (Column D) Level 2 Fair Value Measurements | (Column E) Level 3 Fair Value Measurements | |
|-----------------------------|---|--|--|--|--|----------|
| 2. Amount of component..... | RCFDG546 0 | RCFDG547 0 | RCFDG548 0 | RCFDG549 0 | RCFDG550 0 | M.1.c.2. |

| Dollar amounts in thousands | | | |
|--|----------|----|----------|
| d. Disclose component and the dollar amount of that component: | | | M.1.d. |
| 1. Describe component..... | TEXTG551 | NR | M.1.d.1. |

| Dollar amounts in thousands | (Column A) Total Fair Value Reported on Schedule RC | (Column B) LESS: Amounts Netted in the Determination of Total Fair Value | (Column C) Level 1 Fair Value Measurements | (Column D) Level 2 Fair Value Measurements | (Column E) Level 3 Fair Value Measurements | |
|-----------------------------|---|--|--|--|--|----------|
| 2. Amount of component..... | RCFDG551 0 | RCFDG552 0 | RCFDG553 0 | RCFDG554 0 | RCFDG555 0 | M.1.d.2. |

| Dollar amounts in thousands | | | |
|--|----------|----|----------|
| e. Disclose component and the dollar amount of that component: | | | M.1.e. |
| 1. Describe component..... | TEXTG556 | NR | M.1.e.1. |

| Dollar amounts in thousands | (Column A) Total Fair Value Reported on Schedule RC | (Column B) LESS: Amounts Netted in the Determination of Total Fair Value | (Column C) Level 1 Fair Value Measurements | (Column D) Level 2 Fair Value Measurements | (Column E) Level 3 Fair Value Measurements | |
|-----------------------------|---|--|--|--|--|----------|
| 2. Amount of component..... | RCFDG556 0 | RCFDG557 0 | RCFDG558 0 | RCFDG559 0 | RCFDG560 0 | M.1.e.2. |

| Dollar amounts in thousands | | | |
|--|----------|----|----------|
| f. Disclose component and the dollar amount of that component: | | | M.1.f. |
| 1. Describe component..... | TEXTG561 | NR | M.1.f.1. |

| | (Column A) Total Fair Value Reported on Schedule RC | (Column B) LESS: Amounts Netted in the Determination of Total Fair Value | (Column C) Level 1 Fair Value Measurements | (Column D) Level 2 Fair Value Measurements | (Column E) Level 3 Fair Value Measurements | |
|--|---|--|--|--|--|----------|
| Dollar amounts in thousands | | | | | | |
| 2. Amount of component..... | RCFDG561 0 | RCFDG562 0 | RCFDG563 0 | RCFDG564 0 | RCFDG565 0 | M.1.f.2. |
| 2. All other liabilities (itemize and describe amounts included in Schedule RC-Q, item 13, that are greater than \$100,000 and exceed 25% of item 13): | | | | | | M.2. |
| a. Loan commitments (not accounted for as derivatives)..... | RCFDF261 180,000 | RCFDF689 0 | RCFDF697 0 | RCFDF262 157,000 | RCFDF263 23,000 | M.2.a. |
| b. Nontrading derivative liabilities..... | RCFDG566 445,000 | RCFDG567 48,482,000 | RCFDG568 0 | RCFDG569 48,540,000 | RCFDG570 387,000 | M.2.b. |

| Dollar amounts in thousands | | |
|--|----------|----------------|
| c. Disclose component and the dollar amount of that component: | | M.2.c. |
| 1. Describe component..... | TEXTG571 | NR M.2.c.1. |

| | (Column A) Total Fair Value Reported on Schedule RC | (Column B) LESS: Amounts Netted in the Determination of Total Fair Value | (Column C) Level 1 Fair Value Measurements | (Column D) Level 2 Fair Value Measurements | (Column E) Level 3 Fair Value Measurements | |
|-----------------------------|---|--|--|--|--|----------|
| Dollar amounts in thousands | | | | | | |
| 2. Amount of component..... | RCFDG571 0 | RCFDG572 0 | RCFDG573 0 | RCFDG574 0 | RCFDG575 0 | M.2.c.2. |

| Dollar amounts in thousands | | |
|--|----------|----------------|
| d. Disclose component and the dollar amount of that component: | | M.2.d. |
| 1. Describe component..... | TEXTG576 | NR M.2.d.1. |

| | (Column A) Total Fair Value Reported on Schedule RC | (Column B) LESS: Amounts Netted in the Determination of Total Fair Value | (Column C) Level 1 Fair Value Measurements | (Column D) Level 2 Fair Value Measurements | (Column E) Level 3 Fair Value Measurements | |
|-----------------------------|---|--|--|--|--|----------|
| Dollar amounts in thousands | | | | | | |
| 2. Amount of component..... | RCFDG576 0 | RCFDG577 0 | RCFDG578 0 | RCFDG579 0 | RCFDG580 0 | M.2.d.2. |

| Dollar amounts in thousands | | |
|--|----------|----------------|
| e. Disclose component and the dollar amount of that component: | | M.2.e. |
| 1. Describe component..... | TEXTG581 | NR M.2.e.1. |

| | (Column A) Total Fair Value Reported on Schedule RC | (Column B) LESS: Amounts Netted in the Determination of Total Fair Value | (Column C) Level 1 Fair Value Measurements | (Column D) Level 2 Fair Value Measurements | (Column E) Level 3 Fair Value Measurements | |
|-----------------------------|---|--|--|--|--|----------|
| Dollar amounts in thousands | | | | | | |
| 2. Amount of component..... | RCFDG581 0 | RCFDG582 0 | RCFDG583 0 | RCFDG584 0 | RCFDG585 0 | M.2.e.2. |

| Dollar amounts in thousands | | |
|--|--|----------|
| f. Disclose component and the dollar amount of that component: | | M.2.f. |
| 1. Describe component | | M.2.f.1. |
| (TEXTG586) NR | | |

| Dollar amounts in thousands | (Column A) Total Fair Value Reported on Schedule RC | (Column B) LESS: Amounts Netted in the Determination of Total Fair Value | (Column C) Level 1 Fair Value Measurements | (Column D) Level 2 Fair Value Measurements | (Column E) Level 3 Fair Value Measurements | |
|-----------------------------|---|--|--|--|--|----------|
| 2. Amount of component..... | RCFDG586 0 | RCFDG587 0 | RCFDG588 0 | RCFDG589 0 | RCFDG590 0 | M.2.f.2. |

| Dollar amounts in thousands | Consolidated Bank | | |
|---|-------------------|-----------|----------|
| 3. Loans measured at fair value (included in Schedule RC-C, Part I, items 1 through 9): | | | M.3. |
| a. Loans secured by real estate: | | | M.3.a. |
| 1. Secured by 1-4 family residential properties..... | RCFDHT87 | 1,719,000 | M.3.a.1. |
| 2. All other loans secured by real estate..... | RCFDHT88 | 104,000 | M.3.a.2. |
| b. Commercial and industrial loans..... | RCFDF585 | 3,495,000 | M.3.b. |
| c. Loans to individuals for household, family, and other personal expenditures (i.e., consumer loans) (includes purchased paper)..... | RCFDHT89 | 0 | M.3.c. |
| d. Other loans..... | RCFDF589 | 1,658,000 | M.3.d. |
| 4. Unpaid principal balance of loans measured at fair value (reported in Schedule RC-Q, Memorandum item 3): | | | M.4. |
| a. Loans secured by real estate: | | | M.4.a. |
| 1. Secured by 1-4 family residential properties..... | RCFDHT91 | 1,818,000 | M.4.a.1. |
| 2. All other loans secured by real estate..... | RCFDHT92 | 104,000 | M.4.a.2. |
| b. Commercial and industrial loans..... | RCFDF597 | 3,867,000 | M.4.b. |
| c. Loans to individuals for household, family, and other personal expenditures (i.e., consumer loans) (includes purchased paper)..... | RCFDHT93 | 0 | M.4.c. |
| d. Other loans..... | RCFDF601 | 1,669,000 | M.4.d. |

Schedule RC-R Part I - Regulatory Capital Components and Ratios(Form Type - 031)

Part I is to be completed on a consolidated basis.

Dollar amounts in thousands

| | | | |
|---|----------|--------------------|-------|
| 1. Common stock plus related surplus, net of treasury stock and unearned employee stock ownership plan (ESOP) shares..... | RCFAP742 | 179,747,000 | 1. |
| 2. Retained earnings ¹ | RCFAKW00 | 66,220,000 | 2. |
| <i>To be completed only by institutions that have adopted ASU 2016-13:</i> | | | |
| a. Does your institution have a CECL transition election in effect as of the quarter-end report date? (enter "0" for No; enter "1" for Yes with a 3-year CECL transition election; enter "2" for Yes with a 5-year 2020 CECL transition election.)..... | RCOAJJ29 | 2 | 2.a. |
| 3. Accumulated other comprehensive income (AOCI)..... | RCFAB530 | -13,173,000 | 3. |
| a. AOCI opt-out election (enter "1" for Yes; enter "0" for No.) (Advanced approaches institutions must enter "0" for No.)..... | RCOAP838 | 0 | 3.a. |
| 4. Common equity tier 1 minority interest includable in common equity tier 1 capital..... | RCFAP839 | 0 | 4. |
| 5. Common equity tier 1 capital before adjustments and deductions (sum of items 1 through 4)..... | RCFAP840 | 232,794,000 | 5. |
| 6. LESS: Goodwill net of associated deferred tax liabilities (DTLs)..... | RCFAP841 | 57,231,000 | 6. |
| 7. LESS: Intangible assets (other than goodwill and mortgage servicing assets (MSAs)), net of associated DTLs..... | RCFAP842 | 448,000 | 7. |
| 8. LESS: Deferred tax assets (DTAs) that arise from net operating loss and tax credit carryforwards, net of any related valuation allowances and net of DTLs..... | RCFAP843 | 102,000 | 8. |
| 9. AOCI-related adjustments (items 9.a through 9.e are effective January 1, 2015) (if entered "1" for Yes in item 3.a, complete only items 9.a through 9.e; if entered "0" for No in item 3.a, complete only item 9.f): | | | 9. |
| a. LESS: Net unrealized gains (losses) on available-for-sale debt securities (if a gain, report as a positive value; if a loss, report as a negative value)..... | RCFAP844 | NR | 9.a. |
| b. Not applicable. | | | 9.b. |
| c. LESS: Accumulated net gains (losses) on cash flow hedges (if a gain, report as a positive value; if a loss, report as a negative value)..... | RCFAP846 | NR | 9.c. |
| d. LESS: Amounts recorded in AOCI attributed to defined benefit postretirement plans resulting from the initial and subsequent application of the relevant GAAP standards that pertain to such plans (if a gain, report as a positive value; if a loss, report as a negative value)..... | RCFAP847 | NR | 9.d. |
| e. LESS: Net unrealized gains (losses) on held-to-maturity securities that are included in AOCI (if a gain, report as a positive value; if a loss, report as a negative value)..... | RCFAP848 | NR | 9.e. |
| f. LESS: Accumulated net gain (loss) on cash flow hedges included in AOCI, net of applicable income taxes, that relate to the hedging of items that are not recognized at fair value on the balance sheet (if a gain, report as a positive value; if a loss, report as a negative value) (To be completed only by institutions that entered "0" for No in item 3.a.)..... | RCFAP849 | -8,234,000 | 9.f. |
| 10. Other deductions from (additions to) common equity tier 1 capital before threshold-based deductions: | | | 10. |
| a. LESS: Unrealized net gain (loss) related to changes in the fair value of liabilities that are due to changes in own credit risk (if a gain, report as a positive value; if a loss, report as a negative value)..... | RCFAQ258 | 259,000 | 10.a. |
| b. LESS: All other deductions from (additions to) common equity tier 1 capital before threshold-based deductions. | RCFAP850 | 221,000 | 10.b. |

| Dollar amounts in thousands | | (Column A) Non-advanced Approaches Institutions | (Column B) Advanced Approaches Institutions | |
|---|----------|---|---|-----------------|
| 11. LESS: Non-significant investments in the capital of unconsolidated financial institutions in the form of common stock that exceed the 10 percent threshold for non-significant investments..... | | | RCFWP851 | 0 11. |
| 12. Subtotal (for column A, item 5 minus items 6 through 10.b; for column B, item 5 minus items 6 through 11)..... | RCFAP852 | NR | RCFWP852 | 182,767,000 12. |
| 13. Not available | | | | 13. |
| a. LESS: Investments in the capital of unconsolidated financial institutions, net of associated DTLs, that exceed 25 percent of item 12..... | RCFALB58 | NR | | 13.a. |
| b. LESS: Significant investments in the capital of unconsolidated financial institutions in the form of common stock, net of associated DTLs, that exceed the 10 percent common equity tier 1 capital deduction threshold..... | | | RCFWP853 | 0 13.b. |
| 14. Not available | | | | 14. |
| a. LESS: MSAs, net of associated DTLs, that exceed 25 percent of item 12..... | RCFALB59 | NR | | 14.a. |
| b. LESS: MSAs, net of associated DTLs, that exceed the 10 percent common equity tier 1 capital deduction threshold..... | | | RCFWP854 | 0 14.b. |
| 15. Not available | | | | 15. |
| a. LESS: DTAs arising from temporary differences that could not be realized through net operating loss carrybacks, net of related valuation allowances and net of DTLs, that exceed 25 percent of item 12..... | RCFALB60 | NR | | 15.a. |
| b. LESS: DTAs arising from temporary differences that could not be realized through net operating loss carrybacks, net of related valuation allowances and net of DTLs, that exceed the 10 percent common equity tier 1 capital deduction threshold..... | | | RCFWP855 | 0 15.b. |
| 16. LESS: Amount of significant investments in the capital of unconsolidated financial institutions in the form of common stock, net of associated DTLs; MSAs, net of associated DTLs; and DTAs arising from temporary differences that could not be realized through net operating loss carrybacks, net of related valuation allowances and net of DTLs; that exceeds the 15 percent common equity tier 1 capital deduction threshold..... | | | RCFWP856 | 0 16. |
| 17. LESS: Deductions applied to common equity tier 1 capital due to insufficient amounts of additional tier 1 capital and tier 2 capital to cover deductions..... | RCFAP857 | NR | RCFWP857 | 0 17. |
| 18. Total adjustments and deductions for common equity tier 1 capital ³ | RCFAP858 | NR | RCFWP858 | 0 18. |
| 19. Common equity tier 1 capital (item 12 minus item 18)..... | RCFAP859 | NR | RCFWP859 | 182,767,000 19. |

| Dollar amounts in thousands | | | | |
|--|--|----------|--|-------------------|
| 20. Additional tier 1 capital instruments plus related surplus..... | | RCFAP860 | | 0 20. |
| 21. Non-qualifying capital instruments subject to phase out from additional tier 1 capital | | RCFAP861 | | 0 21. |
| 22. Tier 1 minority interest not included in common equity tier 1 capital..... | | RCFAP862 | | 0 22. |
| 23. Additional tier 1 capital before deductions (sum of items 20, 21, and 22)..... | | RCFAP863 | | 0 23. |
| 24. LESS: Additional tier 1 capital deductions..... | | RCFAP864 | | 0 24. |
| 25. Additional tier 1 capital (greater of item 23 minus item 24, or zero)..... | | RCFAP865 | | 0 25. |
| 26. Tier 1 capital ¹ | | RCFA8274 | | 182,767,000 26. |
| 27. Average total consolidated assets ² | | RCFAKW03 | | 2,458,166,000 27. |
| 28. LESS: Deductions from common equity tier 1 capital and additional tier 1 capital (sum of items 6, 7, 8, 10.b, 13 through 15, 17, and certain elements of item 24 - see instructions) ³ | | RCFAP875 | | 58,002,000 28. |
| 29. LESS: Other deductions from (additions to) assets for leverage ratio purposes..... | | RCFAB596 | | 2,261,000 29. |
| 30. Total assets for the leverage ratio (item 27 minus items 28 and 29)..... | | RCFAA224 | | 2,397,903,000 30. |
| 31. Leverage ratio (item 26 divided by 30)..... | | RCFA7204 | | 7.6220% 31. |
| a. Does your institution have a community bank leverage ratio (CBLR) framework election in effect as of the quarter-end report date? (enter "1" for Yes; enter "0" for No)..... | | RCOALE74 | | 0 31.a. |
| <i>Item 31.b is to be completed only by non-advanced approaches institutions that elect to use the Standardized Approach for Counterparty Credit Risk (SA-CCR) for purposes of the standardized approach and supplementary leverage ratio.</i> | | | | |
| b. Standardized Approach for Counterparty Credit Risk opt-in election (enter "1" for Yes; leave blank for No.) ⁴ | | RCOANC99 | | NR 31.b. |

1. Institutions that have adopted ASU 2016-13 and have elected to apply the 3-year or the 5-year 2020 CECL transition provision should include the applicable portion of the CECL transitional amount or the modified CECL transitional amount, respectively, in this item.

| Dollar amounts in thousands | | (Column A) Amount | | (Column B) Percentage | |
|--|----------|-------------------|----------|-----------------------|-------|
| 32. Total assets (Schedule RC, item 12); (must be less than \$10 billion)..... | RCFA2170 | NR | | | 32. |
| 33. Trading assets and trading liabilities (Schedule RC, sum of items 5 and 15). Report as a dollar amount in Column A and as a percentage of total assets (5% limit) in Column B..... | RCFAKX77 | NR | RCFAKX78 | NR | 33. |
| 34. Off-balance sheet exposures: | | | | | 34. |
| a. Unused portion of conditionally cancellable commitments..... | RCFAKX79 | NR | | | 34.a. |
| b. Securities lent and borrowed (Schedule RC-L, sum of items 6.a and 6.b)..... | RCFAKX80 | NR | | | 34.b. |
| c. Other off-balance sheet exposures..... | RCFAKX81 | NR | | | 34.c. |
| d. Total off-balance sheet exposures (sum of items 34.a through 34.c). Report as a dollar amount in Column A and as a percentage of total assets (25% limit) in Column B..... | RCFAKX82 | NR | RCFAKX83 | NR | 34.d. |

| Dollar amounts in thousands | | | |
|--|----------|---------------|-------|
| 35. Unconditionally cancellable commitments..... | RCFAS540 | NR | 35. |
| 36. Investments in the tier 2 capital of unconsolidated financial institutions..... | RCFALB61 | NR | 36. |
| 37. Allocated transfer risk reserve..... | RCFA3128 | NR | 37. |
| 38. Amount of allowances for credit losses on purchased credit-deteriorated assets: ¹ | | | 38. |
| a. Loans and leases held for investment..... | RCFAJJ30 | NR | 38.a. |
| b. Held-to-maturity debt securities..... | RCFAJJ31 | NR | 38.b. |
| c. Other financial assets measured at amortized cost..... | RCFAJJ32 | NR | 38.c. |
| 39. Tier 2 capital instruments plus related surplus..... | RCFAP866 | 1,567,000 | 39. |
| 40. Non-qualifying capital instruments subject to phase-out from tier 2 capital..... | RCFAP867 | 0 | 40. |
| 41. Total capital minority interest that is not included in tier 1 capital..... | RCFAP868 | 0 | 41. |
| 42. Allowance for loan and lease losses and eligible credit reserves includable in tier 2 capital | | | 42. |
| a. Allowance for loan and lease losses includable in tier 2 capital ³ | RCFA5310 | 10,893,000 | 42.a. |
| b. (Advanced approaches institutions that exit parallel run only): Eligible credit reserves includable in tier 2 capital..... | RCFW5310 | 4,400,000 | 42.b. |
| 43. Not applicable. | | | 43. |
| 44. Tier 2 capital before deductions | | | 44. |
| a. Tier 2 capital before deductions (sum of items 39 through 42)..... | RCFAP870 | 12,460,000 | 44.a. |
| b. (Advanced approaches institutions that exit parallel run only): Tier 2 capital before deductions (sum of items 39 through 41, plus item 42.b)..... | RCFWP870 | 5,967,000 | 44.b. |
| 45. LESS: Tier 2 capital deductions..... | RCFAP872 | 0 | 45. |
| 46. Tier 2 capital | | | 46. |
| a. Tier 2 capital (greater of item 44.a minus item 45, or zero)..... | RCFA5311 | 12,460,000 | 46.a. |
| b. (Advanced approaches institutions that exit parallel run only): Tier 2 capital (greater of item 44.b minus item 45, or zero)..... | RCFW5311 | 5,967,000 | 46.b. |
| 47. Total capital | | | 47. |
| a. Total capital (sum of items 26 and 46.a)..... | RCFA3792 | 195,227,000 | 47.a. |
| b. (Advanced approaches institutions that exit parallel run only): Total capital (sum of items 26 and 46.b)..... | RCFW3792 | 188,734,000 | 47.b. |
| 48. Total risk-weighted assets | | | 48. |
| a. Total risk-weighted assets (from Schedule RC-R, Part II, item 31)..... | RCFAA223 | 1,393,379,000 | 48.a. |
| b. (Advanced approaches institutions that exit parallel run only): Total risk-weighted assets using advanced approaches rule (from FFIEC 101 Schedule A, item 60)..... | RCFWA223 | 1,059,783,000 | 48.b. |

3. Beginning with the June 30, 2020, report date, all non-advanced approaches institutions should report in item 18, column A, the sum of items 13.a, 14.a, 15.a, and 17, column A; all advanced approaches institutions should report in item 18, column B, the sum of items 13.b, 14.b, 15.b, 16, and 17, column B.

1. Beginning with the June 30, 2020, report date, all non-advanced approaches institutions should report the sum of item 19, column A, and item 25 in item 26; all advanced approaches institutions should report the sum of item 19, column B, and item 25 in item 26.

2. Institutions that have adopted ASU 2016-13 and have elected to apply the 3-year or the 5-year 2020 CECL transition provision should include the applicable portion of the CECL transitional amount or the modified CECL transitional amount, respectively, in item 27.

3. Beginning with the June 30, 2020, report date, all non-advanced approaches institutions should report in item 28 the sum of items 6, 7, 8, 10.b, 13.a, 14.a, 15.a, 17 (column A), and certain elements of item 24 - see instructions; all advanced approaches institutions should report in item 28, the sum of items 6, 7, 8, 10.b, 11, 13.b, 14.b, 15.b, 16, 17 (column B), and certain elements of item 24 - see instructions.

4. For the December 31, 2021, report date only, advanced approaches institutions that adopt SA-CCR prior to the mandatory compliance date should enter "1" in item 31.b.

| Dollar amounts in thousands | | (Column A) Percentage | | (Column B) Percentage | |
|---|----------|-----------------------|----------|-----------------------|-----|
| 49. Common equity tier 1 capital ratio (Column A: item 19, column A or B, as applicable, divided by item 48.a) (Advanced approaches institutions that exit parallel run only: Column B: item 19, column B, divided by item 48.b)..... | RCFAP793 | 13.1168% | RCFWP793 | 17.2457% | 49. |
| 50. Tier 1 capital ratio (Column A: item 26 divided by item 48.a) (Advanced approaches institutions that exit parallel run only: Column B: item 26 divided by item 48.b)..... | RCFA7206 | 13.1168% | RCFW7206 | 17.2457% | 50. |
| 51. Total capital ratio (Column A: item 47.a divided by item 48.a) (Advanced approaches institutions that exit parallel run only: Column B: item 47.b divided by item 48.b)..... | RCFA7205 | 14.0110% | RCFW7205 | 17.8087% | 51. |

| Dollar amounts in thousands | | | | |
|---|----------|----------------------|--|-------|
| 52. Institution-specific capital buffer necessary to avoid limitations on distributions and discretionary bonus payments: | | | | 52. |
| a. Capital conservation buffer..... | RCFAH311 | 6.0110% | | 52.a. |
| b. Advanced approaches institutions and institutions subject to Category III capital standards only: Total applicable capital buffer..... | RCFWH312 | 2.5000% | | 52.b. |
| 53. Eligible retained income ¹ | RCFAH313 | NR | | 53. |
| 54. Distributions and discretionary bonus payments during the quarter ² | RCFAH314 | NR | | 54. |
| 55. Advanced approaches institutions and institutions subject to Category III capital standards only: Supplementary leverage ratio information: | | | | 55. |
| a. Total leverage exposure ³ | RCFAH015 | 2,835,073,000 | | 55.a. |
| b. Supplementary leverage ratio..... | RCFAH036 | 6.4466% | | 55.b. |

1. Items 38.a through 38.c should be completed only by institutions that have adopted ASU 2016-13.

3. Institutions that have adopted ASU 2016-13 should report the amount of adjusted allowances for credit losses (AACL), as defined in the regulatory capital rule, includable in tier 2 capital in item 42.a.

1. Institutions must complete item 53 only if the amount reported in item 52.a above is less than or equal to 2.5000 percent (plus any other applicable buffer if the institution is an advanced approaches institution or a Category III institution).

2. Institutions must complete item 54 only if the amount reported in Schedule RC-R, Part I, item 46.a, in the Call Report for the December 31, 2019, report date was less than or equal to 2.5000 percent (plus any other applicable buffer if the institution is an advanced approaches institution or a Category III institution).

3. Institutions that have adopted ASU 2016-13 and have elected to apply the 3-year or the 5-year 2020 CECL transition provision should include the applicable portion of the CECL transitional amount or the modified CECL transitional amount, respectively, in item 55.a.

Schedule RC-R Part II - Risk-Weighted Assets(Form Type - 031)

Institutions are required to assign a 100 percent risk weight to all assets not specifically assigned a risk weight under Subpart D of the federal banking agencies' regulatory capital rules and not deducted from tier 1 or tier 2 capital.

| | (Column A) Totals from Schedule RC | (Column B) Adjustments to Totals Reported in Column A | (Column C) Allocation by Risk-Weight Category 0% | (Column D) Allocation by Risk-Weight Category 2% | (Column E) Allocation by Risk-Weight Category 4% | (Column F) Allocation by Risk-Weight Category 10% | (Column G) Allocation by Risk-Weight Category 20% | (Column H) Allocation by Risk-Weight Category 50% | (Column I) Allocation by Risk-Weight Category 100% | (Column J) Allocation by Risk-Weight Category 150% | |
|---|--|---|---|---|---|--|--|--|--|--|------|
| Dollar amounts in thousands | | | | | | | | | | | |
| 1. Cash and balances due from depository institutions..... | RCFDD957 173,971,000 | RCFDS396 0 | RCFDD958 158,868,000 | | | | RCFDD959 11,393,000 | RCFDS397 2,475,000 | RCFDD960 852,000 | RCFDS398 383,000 | 1. |
| 2. Securities: | | | | | | | | | | | 2. |
| a. Held-to-maturity securities ³ | RCFDD961 658,165,000 | RCFDS399 -39,000 | RCFDD962 178,460,000 | RCFDHJ74 0 | RCFDHJ75 0 | | RCFDD963 478,159,000 | RCFDD964 0 | RCFDD965 1,585,000 | RCFDS400 0 | 2.a. |
| b. Available-for-sale debt securities and equity securities with readily determinable fair values not held for trading..... | RCFDJA21 230,688,000 | RCFDS402 -90,000 | RCFDD967 196,913,000 | RCFDHJ76 0 | RCFDHJ77 0 | | RCFDD968 21,920,000 | RCFDD969 4,695,000 | RCFDD970 7,250,000 | RCFDS403 0 | 2.b. |
| 3. Federal funds sold and securities purchased under agreements to resell: | | | | | | | | | | | 3. |
| a. Federal funds sold in domestic offices..... | RCOND971 0 | | RCOND972 0 | | | | RCOND973 0 | RCONS410 0 | RCOND974 0 | RCONS411 0 | 3.a. |
| b. Securities purchased under agreements to resell..... | RCFDH171 28,731,000 | RCFDH172 28,731,000 | | | | | | | | | 3.b. |
| 4. Loans and leases held for sale: | | | | | | | | | | | 4. |
| a. Residential mortgage exposures..... | RCFDS413 1,498,000 | RCFDS414 0 | RCFDH173 0 | | | | RCFDS415 45,000 | RCFDS416 1,430,000 | RCFDS417 23,000 | | 4.a. |
| b. High volatility commercial real estate exposures..... | RCFDS419 0 | RCFDS420 0 | RCFDH174 0 | | | | RCFDH175 0 | RCFDH176 0 | RCFDH177 0 | RCFDS421 0 | 4.b. |
| c. Exposures past due 90 days or more or on nonaccrual ³ | RCFDS423 239,000 | RCFDS424 -46,000 | RCFDS425 0 | RCFDHJ78 0 | RCFDHJ79 0 | | RCFDS426 0 | RCFDS427 0 | RCFDS428 0 | RCFDS429 285,000 | 4.c. |

| | (Column K) Allocation by Risk-Weight Category 250% | (Column L) Allocation by Risk-Weight Category 300% | (Column M) Allocation by Risk-Weight Category 400% | (Column N) Allocation by Risk-Weight Category 600% | (Column O) Allocation by Risk-Weight Category 625% | (Column P) Allocation by Risk-Weight Category 937.5% | (Column Q) Allocation by Risk-Weight Category 1,250% | (Column R) Application of Other Risk-Weighting Approaches Exposure Amount | (Column S) Application of Other Risk-Weighting Approaches Risk-Weighted Asset Amount | |
|--|---|---|---|---|---|--|--|---|--|------|
| Dollar amounts in thousands | | | | | | | | | | |
| 1. Cash and balances due from depository institutions | | | | | | | | | | 1. |
| 2. Securities: | | | | | | | | | | 2. |
| a. Held-to-maturity securities | | | | | | | | | | 2.a. |
| b. Available-for-sale debt securities and equity securities with readily determinable fair values not held for trading..... | RCFDH270 0 | RCFDS405 0 | | RCFDS406 0 | | | | RCFDH271 0 | RCFDH272 0 | 2.b. |
| 3. Federal funds sold and securities purchased under agreements to resell: | | | | | | | | | | 3. |
| a. Federal funds sold in domestic offices | | | | | | | | | | 3.a. |

3. Institutions that have adopted ASU 2016-13 should report as a negative number allowances eligible for inclusion in tier 2 capital in Column B, which excludes PCD allowances.
 3. For loans and leases held for sale, exclude residential mortgage exposures, high volatility commercial real estate exposures, or sovereign exposures that are past due 90 days or more or on nonaccrual.

| | (Column K) Allocation by Risk-Weight Category 250% | (Column L) Allocation by Risk-Weight Category 300% | (Column M) Allocation by Risk-Weight Category 400% | (Column N) Allocation by Risk-Weight Category 600% | (Column O) Allocation by Risk-Weight Category 625% | (Column P) Allocation by Risk-Weight Category 937.5% | (Column Q) Allocation by Risk-Weight Category 1,250% | (Column R) Application of Other Risk-Weighting Approaches Exposure Amount | (Column S) Application of Other Risk-Weighting Approaches Risk-Weighted Asset Amount | |
|--|---|---|---|---|---|--|--|---|--|------|
| Dollar amounts in thousands | | | | | | | | | | |
| b. Securities purchased under agreements to resell | | | | | | | | | | 3.b. |
| 4. Loans and leases held for sale: | | | | | | | | | | 4. |
| a. Residential mortgage exposures..... | | | | | | | | RCFDH273 0 | RCFDH274 0 | 4.a. |
| b. High volatility commercial real estate exposures..... | | | | | | | | RCFDH275 0 | RCFDH276 0 | 4.b. |

| | (Column K) Allocation by Risk-Weight Category 250% | (Column L) Allocation by Risk-Weight Category 300% | (Column M) Allocation by Risk-Weight Category 400% | (Column N) Allocation by Risk-Weight Category 600% | (Column O) Allocation by Risk-Weight Category 625% | (Column P) Allocation by Risk-Weight Category 937.5% | (Column Q) Allocation by Risk-Weight Category 1,250% | (Column R) Application of Other Risk-Weighting Approaches Exposure Amount | (Column S) Application of Other Risk-Weighting Approaches Risk-Weighted Asset Amount | |
|---|---|---|---|---|---|--|--|---|--|------|
| Dollar amounts in thousands | | | | | | | | | | |
| 4. Loans and leases held for sale (continued): | | | | | | | | | | 4. |
| d. All other exposures..... | | | | | | | | RCFDH279 0 | RCFDH280 0 | 4.d. |
| 5. Loans and leases held for investment: | | | | | | | | | | 5. |
| a. Residential mortgage exposures..... | | | | | | | | RCFDH281 0 | RCFDH282 0 | 5.a. |
| b. High volatility commercial real estate exposures..... | | | | | | | | RCFDH283 0 | RCFDH284 0 | 5.b. |
| c. Exposures past due 90 days or more or on nonaccrual ¹¹ | | | | | | | | RCFDH285 0 | RCFDH286 0 | 5.c. |
| d. All other exposures..... | | | | | | | | RCFDH287 1,076,000 | RCFDH288 358,000 | 5.d. |
| 6. LESS: Allowance for loan and lease losses | | | | | | | | | | 6. |
| 7. Trading assets..... | RCFDH289 0 | RCFDH186 0 | RCFDH290 0 | RCFDH187 0 | | | | RCFDH291 0 | RCFDH292 0 | 7. |
| 8. All other assets ¹² | RCFDH293 933,000 | RCFDH188 0 | RCFDS470 0 | RCFDS471 0 | | | | RCFDH294 6,514,000 | RCFDH295 5,215,000 | 8. |
| a. Separate account bank-owned life insurance..... | | | | | | | | RCFDH296 21,231,000 | RCFDH297 5,316,000 | 8.a. |
| b. Default fund contributions to central counterparties..... | | | | | | | | RCFDH298 1,432,000 | RCFDH299 386,000 | 8.b. |

6. For loans and leases held for sale, exclude residential mortgage exposures, high volatility commercial real estate exposures, or sovereign exposures that are past due 90 days or more or on nonaccrual.
 7. For loans and leases, net of unearned income, exclude residential mortgage exposures, high volatility commercial real estate exposures, or sovereign exposures that are past due 90 days or more or on nonaccrual.
 8. Includes premises and fixed assets; other real estate owned; investments in unconsolidated subsidiaries and associated companies; direct and indirect investments in real estate ventures; intangible assets; and other assets.
 11. For loans and leases, net of unearned income, exclude residential mortgage exposures, high volatility commercial real estate exposures, or sovereign exposures that are past due 90 days or more or on nonaccrual.
 12. Includes premises and fixed assets; other real estate owned; investments in unconsolidated subsidiaries and associated companies; direct and indirect investments in real estate ventures; intangible assets; and other assets.

| Dollar amounts in thousands | | | | | | |
|---|------------------------|--|---|--|--|------|
| | (Column A) Totals | (Column B) Adjustments to Totals Reported in Column A | (Column Q) Exposure Amount 1,250% | (Column T) Total Risk-Weighted Asset Amount by Calculation Methodology SSFA | (Column U) Total Risk-Weighted Asset Amount by Calculation Methodology Gross-Up | |
| 9. On-balance sheet securitization exposures: | | | | | | 9. |
| a. Held-to-maturity securities..... | RCFDS475 0 | RCFDS476 0 | RCFDS477 0 | RCFDS478 0 | RCFDS479 0 | 9.a. |
| b. Available-for-sale securities..... | RCFDS480 5,475,000 | RCFDS481 5,475,000 | RCFDS482 0 | RCFDS483 1,253,000 | RCFDS484 0 | 9.b. |
| c. Trading assets..... | RCFDS485 149,000 | RCFDS486 146,000 | RCFDS487 3,000 | RCFDS488 58,000 | RCFDS489 0 | 9.c. |
| d. All other on-balance sheet securitization exposures..... | RCFDS490 65,677,000 | RCFDS491 65,672,000 | RCFDS492 5,000 | RCFDS493 14,376,000 | RCFDS494 0 | 9.d. |
| 10. Off-balance sheet securitization exposures..... | RCFDS495 34,138,000 | RCFDS496 34,138,000 | RCFDS497 0 | RCFDS498 6,196,000 | RCFDS499 0 | 10. |

| | (Column A) Totals From Schedule RC | (Column B) Adjustments to Totals Reported in Column A | (Column C) Allocation by Risk-Weight Category 0% | (Column D) Allocation by Risk-Weight Category 2% | (Column E) Allocation by Risk-Weight Category 4% | (Column F) Allocation by Risk-Weight Category 10% | (Column G) Allocation by Risk-Weight Category 20% | (Column H) Allocation by Risk-Weight Category 50% | (Column I) Allocation by Risk-Weight Category 100% | (Column J) Allocation by Risk-Weight Category 150% |
|--|--|---|---|---|---|--|--|--|--|--|
| Dollar amounts in thousands | | | | | | | | | | |
| 11. Total balance sheet assets ¹⁴ | RCFDD2170 2,440,022,000 | RCFDS500 291,793,000 | RCFDD987 563,249,000 | RCFDHJ90 795,000 | RCFDHJ91 0 | | RCFDD988 551,508,000 | RCFDD989 228,836,000 | RCFDD990 764,493,000 | RCFDS503 8,154,000 |

| | (Column K) Allocation by Risk-Weight Category 250% | (Column L) Allocation by Risk-Weight Category 300% | (Column M) Allocation by Risk-Weight Category 400% | (Column N) Allocation by Risk-Weight Category 600% | (Column O) Allocation by Risk-Weight Category 625% | (Column P) Allocation by Risk-Weight Category 937.5% | (Column Q) Allocation by Risk-Weight Category 1,250% | (Column R) Application of Other Risk-Weighting Approaches Exposure Amount |
|--|---|---|---|---|---|---|---|---|
| Dollar amounts in thousands | | | | | | | | |
| 11. Total balance sheet assets ¹⁴ | RCFDS504 933,000 | RCFDS505 0 | RCFDS506 0 | RCFDS507 0 | | | RCFDS510 8,000 | RCFDH300 30,253,000 |

| | (Column A) Face, Notional, or Other Amount | (Column B) Credit Equivalent Amount | (Column C) Allocation by Risk-Weight Category 0% | (Column D) Allocation by Risk-Weight Category 2% | (Column E) Allocation by Risk-Weight Category 4% | (Column F) Allocation by Risk-Weight Category 10% | (Column G) Allocation by Risk-Weight Category 20% | (Column H) Allocation by Risk-Weight Category 50% | (Column I) Allocation by Risk-Weight Category 100% | (Column J) Allocation by Risk-Weight Category 150% |
|--|---|--|---|---|---|--|--|--|--|--|
| Dollar amounts in thousands | | | | | | | | | | |
| 12. Financial standby letters of credit | RCFDD991 40,460,000 | RCFDD992 40,460,000 | RCFDD993 256,000 | RCFDHJ92 30,000 | RCFDHJ93 0 | | RCFDD994 8,648,000 | RCFDD995 5,007,000 | RCFDD996 26,386,000 | RCFDS511 133,000 |
| 13. Performance standby letters of credit and transaction-related contingent items | RCFDD997 6,148,000 | RCFDD998 3,074,000 | RCFDD999 33,000 | | | | RCFDG603 519,000 | RCFDG604 31,000 | RCFDG605 2,482,000 | RCFDS512 9,000 |
| 14. Commercial and similar letters of credit with an original maturity of one year or less | RCFDG606 1,190,000 | RCFDG607 238,000 | RCFDG608 0 | RCFDHJ94 0 | RCFDHJ95 0 | | RCFDG609 45,000 | RCFDG610 0 | RCFDG611 191,000 | RCFDS513 2,000 |
| 15. Retained recourse on small business obligations sold with recourse | RCFDG612 0 | RCFDG613 0 | RCFDG614 0 | | | | RCFDG615 0 | RCFDG616 0 | RCFDG617 0 | RCFDS514 0 |

| | (Column A) Face, Notional, or Other Amount | (Column B) Credit Equivalent Amount | (Column C) Allocation by Risk-Weight Category 0% | (Column D) Allocation by Risk-Weight Category 2% | (Column E) Allocation by Risk-Weight Category 4% | (Column F) Allocation by Risk-Weight Category 10% | (Column G) Allocation by Risk-Weight Category 20% | (Column H) Allocation by Risk-Weight Category 50% | (Column I) Allocation by Risk-Weight Category 100% | (Column J) Allocation by Risk-Weight Category 150% |
|---|---|--|---|---|---|--|--|--|--|--|
| Dollar amounts in thousands | | | | | | | | | | |
| 16. Repo-style transactions ²¹ | RCFDS515 7,120,000 | RCFDS516 7,120,000 | RCFDS517 486,000 | RCFDS518 1,402,000 | RCFDS519 0 | | RCFDS520 813,000 | RCFDS521 276,000 | RCFDS522 3,863,000 | RCFDS523 0 |
| 17. All other off-balance sheet liabilities | RCFDG618 7,190,000 | RCFDG619 7,190,000 | RCFDG620 141,000 | | | | RCFDG621 145,000 | RCFDG622 52,000 | RCFDG623 6,852,000 | RCFDS524 0 |
| 18. Unused commitments: | | | | | | | | | | |
| a. Original maturity of one year or less | RCFDS525 71,310,000 | RCFDS526 14,262,000 | RCFDS527 23,000 | RCFDHJ96 0 | RCFDHJ97 0 | | RCFDS528 465,000 | RCFDS529 189,000 | RCFDS530 13,585,000 | RCFDS531 0 |

14. For each of columns A through R of item 11, report the sum of items 1 through 9. For item 11, the sum of columns B through R must equal column A. Item 11, column A, must equal Schedule RC, item 12.

21. Includes securities purchased under agreements to resell (reverse repos), securities sold under agreements to repurchase (repos), securities borrowed, and securities lent.

*. Excludes unused commitments to asset-backed commercial paper conduits.

| | (Column A) Face, Notional, or Other Amount | (Column B) Credit Equivalent Amount | (Column C) Allocation by Risk-Weight Category 0% | (Column D) Allocation by Risk-Weight Category 2% | (Column E) Allocation by Risk-Weight Category 4% | (Column F) Allocation by Risk-Weight Category 10% | (Column G) Allocation by Risk-Weight Category 20% | (Column H) Allocation by Risk-Weight Category 50% | (Column I) Allocation by Risk-Weight Category 100% | (Column J) Allocation by Risk-Weight Category 150% | |
|--|---|--|---|---|---|--|--|--|--|--|-------|
| Dollar amounts in thousands | | | | | | | | | | | |
| b. Original maturity exceeding one year..... | RCFDG624 413,612,000 | RCFDG625 206,806,000 | RCFDG626 505,000 | RCFDHJ98 561,000 | RCFDHJ99 0 | | RCFDG627 8,309,000 | RCFDG628 4,553,000 | RCFDG629 192,843,000 | RCFDS539 35,000 | 18.b. |
| 19. Unconditionally cancelable commitments..... | RCFDS540 475,035,000 | RCFDS541 0 | | | | | | | | | 19. |
| 20. Over-the-counter derivatives..... | | RCFDS542 82,784,000 | RCFDS543 8,535,000 | RCFDHK00 0 | RCFDHK01 0 | RCFDS544 0 | RCFDS545 15,435,000 | RCFDS546 2,656,000 | RCFDS547 56,132,000 | RCFDS548 26,000 | 20. |
| 21. Centrally cleared derivatives..... | | RCFDS549 23,276,000 | RCFDS550 0 | RCFDS551 9,768,000 | RCFDS552 13,471,000 | | RCFDS554 0 | RCFDS555 0 | RCFDS556 37,000 | RCFDS557 0 | 21. |
| 22. Unsettled transactions (failed trades) ²² | RCFDH191 241,000 | | RCFDH193 0 | | | | RCFDH194 2,000 | RCFDH195 0 | RCFDH196 217,000 | RCFDH197 0 | 22. |

22. For item 22, the sum of columns C through Q must equal column A.

| | (Column O) Allocation by Risk-Weight Category 625% | (Column P) Allocation by Risk-Weight Category 937.5% | (Column Q) Allocation by Risk-Weight Category 1,250% | (Column R) Application of Other Risk-Weighting Approaches Credit Equivalent Amount | (Column S) Application of Other Risk-Weighting Approaches Risk-Weighted Asset Amount | |
|--|---|---|---|---|--|-------|
| Dollar amounts in thousands | | | | | | |
| 16. Repo-style transactions ²⁴ | | | | RCFDH301 280,000 | RCFDH302 280,000 | 16. |
| 17. All other off-balance sheet liabilities | | | | | | 17. |
| 18. Unused commitments: [*] | | | | | | 18. |
| a. Original maturity of one year or less..... | | | | RCFDH303 0 | RCFDH304 0 | 18.a. |
| b. Original maturity exceeding one year..... | | | | RCFDH307 0 | RCFDH308 0 | 18.b. |
| 19. Unconditionally cancelable commitments | | | | | | 19. |
| 20. Over-the-counter derivatives..... | | | | RCFDH309 0 | RCFDH310 0 | 20. |
| 21. Centrally cleared derivatives | | | | | | 21. |
| 22. Unsettled transactions (failed trades) ²⁵ | RCFDH198 0 | RCFDH199 0 | RCFDH200 22,000 | | | 22. |

24. Includes securities purchased under agreements to resell (reverse repos), securities sold under agreements to repurchase (repos), securities borrowed, and securities lent.
 *. Excludes unused commitments to asset-backed commercial paper conduits.
 25. For item 22, the sum of columns C through Q must equal column A.

| Dollar amounts in thousands | | (Column C) Allocation by Risk-Weight Category 0% | (Column D) Allocation by Risk-Weight Category 2% | (Column E) Allocation by Risk-Weight Category 4% | (Column F) Allocation by Risk-Weight Category 10% | (Column G) Allocation by Risk-Weight Category 20% | (Column H) Allocation by Risk-Weight Category 50% | (Column I) Allocation by Risk-Weight Category 100% | (Column J) Allocation by Risk-Weight Category 150% |
|--|--|---|---|---|--|--|--|---|---|
| 23. Total assets, derivatives, off-balance sheet items, and other items subject to risk weighting by risk-weight category (for each of columns C through P, sum of items 11 through 22; for column Q, sum of items 10 through 22)..... | | RCFDG630 573,228,000 | RCFDS558 12,556,000 | RCFDS559 13,471,000 | RCFDS560 0 | RCFDG631 585,889,000 | RCFDG632 241,600,000 | RCFDG633 1,067,081,000 | RCFDS561 8,359,000 |
| 24. Risk weight factor | | | | | | | | | |
| 25. Risk-weighted assets by risk-weight category (for each column, item 23 multiplied by item 24)..... | | RCFDG634 0 | RCFDS569 251,000 | RCFDS570 539,000 | RCFDS571 0 | RCFDG635 117,178,000 | RCFDG636 120,800,000 | RCFDG637 1,067,081,000 | RCFDS572 12,539,000 |

| Dollar amounts in thousands | | (Column K) Allocation by Risk-Weight Category 250% | (Column L) Allocation by Risk-Weight Category 300% | (Column M) Allocation by Risk-Weight Category 400% | (Column N) Allocation by Risk-Weight Category 600% | (Column O) Allocation by Risk-Weight Category 625% | (Column P) Allocation by Risk-Weight Category 937.5% | (Column Q) Allocation by Risk-Weight Category 1,250% |
|--|--|---|---|---|---|---|---|---|
| 23. Total assets, derivatives, off-balance sheet items, and other items subject to risk weighting by risk-weight category (for each of columns C through P, sum of items 11 through 22; for column Q, sum of items 10 through 22)..... | | RCFDS562 933,000 | RCFDS563 0 | RCFDS564 0 | RCFDS565 0 | RCFDS566 0 | RCFDS567 0 | RCFDS568 30,000 |
| 24. Risk weight factor | | | | | | | | |
| 25. Risk-weighted assets by risk-weight category (for each column, item 23 multiplied by item 24)..... | | RCFDS573 2,333,000 | RCFDS574 0 | RCFDS575 0 | RCFDS576 0 | RCFDS577 0 | RCFDS578 0 | RCFDS579 375,000 |

Dollar amounts in thousands

| | | | |
|---|----------|----------------------|------|
| 26. Risk-weighted assets base for purposes of calculating the allowance for loan and lease losses 1.25 percent threshold..... | RCFDS580 | 1,354,534,000 | 26. |
| 27. Standardized market-risk weighted assets (applicable only to banks that are covered by the market risk capital rule)..... | RCFDS581 | 38,845,000 | 27. |
| 28. Risk-weighted assets before deductions for excess allowance of loan and lease losses and allocated risk transfer risk reserve ²⁷ | RCFDB704 | 1,393,379,000 | 28. |
| 29. LESS: Excess allowance for loan and lease losses..... | RCFDA222 | 0 | 29. |
| 30. LESS: Allocated transfer risk reserve..... | RCFD3128 | 0 | 30. |
| 31. Total risk-weighted assets (item 28 minus items 29 and 30)..... | RCFDG641 | 1,393,379,000 | 31. |
| 1. Current credit exposure across all derivative contracts covered by the regulatory capital rules..... | RCFDG642 | 44,794,000 | M.1. |

| Dollar amounts in thousands | (Column A) With a remaining maturity of One year or less | | (Column B) With a remaining maturity of Over one year through five years | | (Column C) With a remaining maturity of Over five years | | |
|--|--|----------------------|--|----------------------|---|----------------------|--------|
| | | | | | | | |
| 2. Notional principal amounts of over-the-counter derivative contracts: | | | | | | | M.2. |
| a. Interest rate..... | RCFDS582 | 1,547,694,000 | RCFDS583 | 1,967,405,000 | RCFDS584 | 1,392,682,000 | M.2.a. |
| b. Foreign exchange rate and gold..... | RCFDS585 | 4,068,118,000 | RCFDS586 | 430,747,000 | RCFDS587 | 270,822,000 | M.2.b. |
| c. Credit (investment grade reference asset)..... | RCFDS588 | 25,652,000 | RCFDS589 | 166,353,000 | RCFDS590 | 30,250,000 | M.2.c. |
| d. Credit (non-investment grade reference asset)..... | RCFDS591 | 28,485,000 | RCFDS592 | 68,890,000 | RCFDS593 | 7,122,000 | M.2.d. |
| e. Equity..... | RCFDS594 | 474,160,000 | RCFDS595 | 122,347,000 | RCFDS596 | 14,252,000 | M.2.e. |
| f. Precious metals (except gold)..... | RCFDS597 | 33,233,000 | RCFDS598 | 802,000 | RCFDS599 | 0 | M.2.f. |
| g. Other..... | RCFDS600 | 23,066,000 | RCFDS601 | 7,067,000 | RCFDS602 | 279,000 | M.2.g. |
| 3. Notional principal amounts of centrally cleared derivative contracts: | | | | | | | M.3. |
| a. Interest rate..... | RCFDS603 | 5,645,248,000 | RCFDS604 | 3,034,234,000 | RCFDS605 | 2,402,928,000 | M.3.a. |
| b. Foreign exchange rate and gold..... | RCFDS606 | 131,478,000 | RCFDS607 | 1,563,000 | RCFDS608 | 0 | M.3.b. |
| c. Credit (investment grade reference asset)..... | RCFDS609 | 21,112,000 | RCFDS610 | 94,540,000 | RCFDS611 | 19,375,000 | M.3.c. |
| d. Credit (non-investment grade reference asset)..... | RCFDS612 | 7,520,000 | RCFDS613 | 28,434,000 | RCFDS614 | 2,687,000 | M.3.d. |
| e. Equity..... | RCFDS615 | 140,993,000 | RCFDS616 | 69,102,000 | RCFDS617 | 5,692,000 | M.3.e. |
| f. Precious metals (except gold)..... | RCFDS618 | 5,044,000 | RCFDS619 | 0 | RCFDS620 | 0 | M.3.f. |
| g. Other..... | RCFDS621 | 85,000 | RCFDS622 | 0 | RCFDS623 | 0 | M.3.g. |

Dollar amounts in thousands

| | | | |
|---|----------|---------------|--------|
| 4. Amount of allowances for credit losses on purchased credit-deteriorated assets: ¹ | | | M.4. |
| a. Loans and leases held for investment..... | RCFDJJ30 | 13,000 | M.4.a. |
| b. Held-to-maturity debt securities..... | RCFDJJ31 | 0 | M.4.b. |
| c. Other financial assets measured at amortized cost..... | RCFDJJ32 | 0 | M.4.c. |

27. Sum of items 2.b through 20, column S; items 9.a, 9.b, 9.c, 9.d, and 10, columns T and U; item 25, columns C through Q; and item 27 (if applicable).

1. Memorandum items 4.a through 4.c should be completed only by institutions that have adopted ASU 2016-13.

Schedule RC-S - Servicing Securitization and Asset Sale Activities(Form Type - 031)

| | (Column A) 1-4 Family Residential Loans | (Column B) Home Equity Lines | (Column C) Credit Card Receivables | (Column D) Auto Loans | (Column E) Other Consumer Loans | (Column F) Commercial and Industrial Loans | (Column G) All Other Loans, All Leases, and All Other Assets | |
|--|---|---------------------------------|---------------------------------------|--------------------------|------------------------------------|---|---|------|
| Dollar amounts in thousands | | | | | | | | |
| 1. Outstanding principal balance of assets sold and securitized by the reporting bank with servicing retained or with recourse or other seller-provided credit enhancements..... | RCFDB705 438,000 | RCFDB706 0 | RCFDB707 0 | RCFDB708 0 | RCFDB709 43,000 | RCFDB710 5,265,000 | RCFDB711 24,087,000 | 1. |
| 2. Maximum amount of credit exposure arising from recourse or other seller-provided credit enhancements provided to structures reported in item 1..... | RCFDHU09 0 | RCFDHU10 0 | RCFDHU11 0 | RCFDHU12 0 | RCFDHU13 0 | RCFDHU14 226,000 | RCFDHU15 506,000 | 2. |
| <i>Item 3 is to be completed by banks with \$100 billion or more in total assets.</i> | | | | | | | | |
| 3. Reporting bank's unused commitments to provide liquidity to structures reported in item 1 ¹ | RCFDB726 0 | RCFDB727 0 | RCFDB728 0 | RCFDB729 0 | RCFDB730 0 | RCFDB731 132,000 | RCFDB732 0 | 3. |
| 4. Past due loan amounts included in item 1: | | | | | | | | 4. |
| a. 30-89 days past due..... | RCFDB733 23,000 | RCFDB734 0 | RCFDB735 0 | RCFDB736 0 | RCFDB737 2,000 | RCFDB738 0 | RCFDB739 0 | 4.a. |
| b. 90 days or more past due..... | RCFDB740 6,000 | RCFDB741 0 | RCFDB742 0 | RCFDB743 0 | RCFDB744 2,000 | RCFDB745 0 | RCFDB746 0 | 4.b. |
| 5. Charge-offs and recoveries on assets sold and securitized with servicing retained or with recourse or other seller-provided credit enhancements (calendar year-to-date): | | | | | | | | 5. |
| a. Charge-offs..... | RIADB747 0 | RIADB748 0 | RIADB749 0 | RIADB750 0 | RIADB751 1,000 | RIADB752 0 | RIADB753 0 | 5.a. |
| b. Recoveries..... | RIADB754 0 | RIADB755 0 | RIADB756 0 | RIADB757 0 | RIADB758 0 | RIADB759 0 | RIADB760 0 | 5.b. |
| <i>Item 6 is to be completed by banks with \$10 billion or more in total assets.</i> | | | | | | | | |
| 6. Total amount of ownership (or seller's) interest carried as securities or loans ¹ | | RCFDHU16 0 | RCFDHU17 0 | | | RCFDHU18 0 | | 6. |
| 7. Not applicable | | | | | | | | 7. |
| 8. Not applicable | | | | | | | | 8. |
| 9. Maximum amount of credit exposure arising from credit enhancements provided by the reporting bank to other institutions' securitization structures in the form of standby letters of credit, purchased subordinated securities, and other enhancements..... | RCFDB776 0 | | | RCFDB779 0 | RCFDB780 0 | RCFDB781 6,000 | RCFDB782 0 | 9. |
| <i>Item 10 is to be completed by banks with \$10 billion or more in total assets.</i> | | | | | | | | |
| 10. Reporting bank's unused commitments to provide liquidity to other institutions' securitization structures ¹ | RCFDB783 0 | | | RCFDB786 0 | RCFDB787 0 | RCFDB788 13,000 | RCFDB789 0 | 10. |
| 11. Assets sold with recourse or other seller-provided credit enhancements and not securitized by the reporting bank..... | RCFDB790 42,000 | | | | | | RCFDB796 0 | 11. |
| 12. Maximum amount of credit exposure arising from recourse or other seller-provided credit enhancements provided to assets reported in item 11.... | RCFDB797 42,000 | | | | | | RCFDB803 0 | 12. |

1. The \$100 billion asset-size test is based on the total assets reported on the June 30, 2018, Report of Condition.
 1. The \$10 billion asset-size test is based on the total assets reported on the June 30, 2018, Report of Condition.
 1. The \$10 billion asset-size test is based on the total assets reported on the June 30, 2018, Report of Condition.

Dollar amounts in thousands

| | | | |
|---|----------|--------------------|----------|
| 1. Not applicable | | | M.1. |
| 2. Outstanding principal balance of assets serviced for others (includes participations serviced for others): | | | M.2. |
| a. Closed-end 1-4 family residential mortgages serviced with recourse or other servicer-provided credit enhancements..... | RCFDB804 | 24,000 | M.2.a. |
| b. Closed-end 1-4 family residential mortgages serviced with no recourse or other servicer-provided credit enhancements..... | RCFDB805 | 100,095,000 | M.2.b. |
| c. Other financial assets (includes home equity lines) ¹ | RCFDA591 | 399,000 | M.2.c. |
| d. 1-4 family residential mortgages serviced for others that are in process of foreclosure at quarter-end (includes closed-end and open-end loans)..... | RCFDF699 | 1,367,000 | M.2.d. |
| <i>Memorandum item 3 is to be completed by banks with \$10 billion or more in total assets.</i> | | | M.3. |
| 3. Asset-backed commercial paper conduits: ² | | | M.3.a. |
| a. Maximum amount of credit exposure arising from credit enhancements provided to conduit structures in the form of standby letters of credit, subordinated securities, and other enhancements: | | | M.3.a. |
| 1. Conduits sponsored by the bank, a bank affiliate, or the bank's holding company..... | RCFDB806 | 0 | M.3.a.1. |
| 2. Conduits sponsored by other unrelated institutions..... | RCFDB807 | 1,592,000 | M.3.a.2. |
| b. Unused commitments to provide liquidity to conduit structures: | | | M.3.b. |
| 1. Conduits sponsored by the bank, a bank affiliate, or the bank's holding company..... | RCFDB808 | 0 | M.3.b.1. |
| 2. Conduits sponsored by other unrelated institutions..... | RCFDB809 | 2,950,000 | M.3.b.2. |
| 4. Outstanding credit card fees and finance charges included in Schedule RC-S, item 1, column C ² | RCFDC407 | 0 | M.4. |

Schedule RC-T - Fiduciary and Related Services(Form Type - 031)

Dollar amounts in thousands

| | | | |
|---|----------|------------|----|
| 1. Does the institution have fiduciary powers? (If "NO," do not complete Schedule RC-T.)..... | RCFDA345 | Yes | 1. |
| 2. Does the institution exercise the fiduciary powers it has been granted?..... | RCFDA346 | Yes | 2. |
| 3. Does the institution have any fiduciary or related activity (in the form of assets or accounts) to report in this schedule? (If "NO," do not complete the rest of Schedule RC-T.)..... | RCFDB867 | Yes | 3. |

| Dollar amounts in thousands | (Column A) Managed Assets | | (Column B) Non-Managed Assets | | (Column C) Number of Managed Accounts | | (Column D) Number of Non-Managed Accounts | | |
|---|---------------------------|--------------------|-------------------------------|--------------------|---------------------------------------|---------------|---|-------------|------|
| | | | | | | | | | |
| 4. Personal trust and agency accounts..... | RCFDB868 | 87,653,000 | RCFDB869 | 37,791,000 | RCFDB870 | 46860 | RCFDB871 | 2194 | 4. |
| 5. Employee benefit and retirement-related trust and agency accounts: | | | | | | | | | 5. |
| a. Employee benefit - defined contribution..... | RCFDB872 | 428,000 | RCFDB873 | 181,670,000 | RCFDB874 | 190 | RCFDB875 | 1736 | 5.a. |
| b. Employee benefit - defined benefit..... | RCFDB876 | 7,697,000 | RCFDB877 | 28,268,000 | RCFDB878 | 759 | RCFDB879 | 910 | 5.b. |
| c. Other employee benefit and retirement-related accounts..... | RCFDB880 | 29,048,000 | RCFDB881 | 2,535,000 | RCFDB882 | 45266 | RCFDB883 | 745 | 5.c. |
| 6. Corporate trust and agency accounts..... | RCFDB884 | 39,000 | RCFDB885 | 7,913,000 | RCFDC001 | 9 | RCFDC002 | 930 | 6. |
| 7. Investment management and investment advisory agency accounts..... | RCFDB886 | 201,088,000 | RCFDJ253 | 7,336,000 | RCFDB888 | 86399 | RCFDJ254 | 1811 | 7. |
| 8. Foundation and endowment trust and agency accounts..... | RCFDJ255 | 46,292,000 | RCFDJ256 | 658,000 | RCFDJ257 | 13019 | RCFDJ258 | 125 | 8. |
| 9. Other fiduciary accounts..... | RCFDB890 | 28,000 | RCFDB891 | 0 | RCFDB892 | 3 | RCFDB893 | 0 | 9. |
| 10. Total fiduciary accounts (sum of items 4 through 9)..... | RCFDB894 | 372,273,000 | RCFDB895 | 266,171,000 | RCFDB896 | 192505 | RCFDB897 | 8451 | 10. |
| 11. Custody and safekeeping accounts..... | | | RCFDB898 | 277,777,000 | | | RCFDB899 | 8929 | 11. |
| 12. Fiduciary accounts held in foreign offices (included in items 10 and 11)..... | RCFNB900 | 0 | RCFNB901 | 16,244,000 | RCFNB902 | 0 | RCFNB903 | 163 | 12. |
| 13. Individual Retirement Accounts, Health Savings Accounts, and other similar accounts (included in items 5.c and 11)..... | RCFDJ259 | 28,665,000 | RCFDJ260 | 1,270,000 | RCFDJ261 | 45199 | RCFDJ262 | 667 | 13. |

1. Memorandum item 2.c is to be completed if the principal balance of other financial assets serviced for others is more than \$10 million.
 2. The \$10 billion asset-size test is based on the total assets reported on the June 30, 2018, Report of Condition.
 2. Memorandum item 4 is to be completed by banks that (1) together with affiliated institutions, have outstanding credit card receivables (as defined in the instructions) that exceed \$500 million as of the report date, or (2) are credit card specialty banks as defined for Uniform Bank Performance Report purposes.

Dollar amounts in thousands

| | | | |
|--|----------|------------------|-------|
| 14. Personal trust and agency accounts..... | RIADB904 | 322,000 | 14. |
| 15. Employee benefit and retirement-related trust and agency accounts: | | | 15. |
| a. Employee benefit - defined contribution..... | RIADB905 | 4,000 | 15.a. |
| b. Employee benefit - defined benefit..... | RIADB906 | 10,000 | 15.b. |
| c. Other employee benefit and retirement-related accounts..... | RIADB907 | 150,000 | 15.c. |
| 16. Corporate trust and agency accounts..... | RIADA479 | 6,000 | 16. |
| 17. Investment management and investment advisory agency accounts..... | RIADJ315 | 514,000 | 17. |
| 18. Foundation and endowment trust and agency accounts..... | RIADJ316 | 136,000 | 18. |
| 19. Other fiduciary accounts..... | RIADA480 | 0 | 19. |
| 20. Custody and safekeeping accounts..... | RIADB909 | 39,000 | 20. |
| 21. Other fiduciary and related services income..... | RIADB910 | 0 | 21. |
| 22. Total gross fiduciary and related services income (sum of items 14 through 21) (must equal Schedule RI, item 5.a)..... | RIAD4070 | 1,181,000 | 22. |
| a. Fiduciary and related services income - foreign offices (included in item 22)..... | RIADB912 | 7,000 | 22.a. |
| 23. Less: Expenses..... | RIADC058 | NR | 23. |
| 24. Less: Net losses from fiduciary and related services..... | RIADA488 | NR | 24. |
| 25. Plus: Intracompany income credits for fiduciary and related services..... | RIADB911 | NR | 25. |
| 26. Net fiduciary and related services income..... | RIADA491 | NR | 26. |

Dollar amounts in thousands

| | (Column A) Personal Trust and Agency and Investment Management Agency Accounts | | (Column B) Employee Benefit and Retirement-Related Trust and Agency Accounts | | (Column C) All Other Accounts | | |
|--|--|-----------|--|-----------|-------------------------------|-----------|--------|
| 1. Managed assets held in fiduciary accounts: | | | | | | | M.1. |
| a. Noninterest-bearing deposits..... | RCFDJ263 | NR | RCFDJ264 | NR | RCFDJ265 | NR | M.1.a. |
| b. Interest-bearing deposits..... | RCFDJ266 | NR | RCFDJ267 | NR | RCFDJ268 | NR | M.1.b. |
| c. U.S. Treasury and U.S. Government agency obligations..... | RCFDJ269 | NR | RCFDJ270 | NR | RCFDJ271 | NR | M.1.c. |
| d. State, county, and municipal obligations..... | RCFDJ272 | NR | RCFDJ273 | NR | RCFDJ274 | NR | M.1.d. |
| e. Money market mutual funds..... | RCFDJ275 | NR | RCFDJ276 | NR | RCFDJ277 | NR | M.1.e. |
| f. Equity mutual funds..... | RCFDJ278 | NR | RCFDJ279 | NR | RCFDJ280 | NR | M.1.f. |
| g. Other mutual funds..... | RCFDJ281 | NR | RCFDJ282 | NR | RCFDJ283 | NR | M.1.g. |
| h. Common trust funds and collective investment funds..... | RCFDJ284 | NR | RCFDJ285 | NR | RCFDJ286 | NR | M.1.h. |
| i. Other short-term obligations..... | RCFDJ287 | NR | RCFDJ288 | NR | RCFDJ289 | NR | M.1.i. |
| j. Other notes and bonds..... | RCFDJ290 | NR | RCFDJ291 | NR | RCFDJ292 | NR | M.1.j. |
| k. Investments in unregistered funds and private equity investments..... | RCFDJ293 | NR | RCFDJ294 | NR | RCFDJ295 | NR | M.1.k. |
| l. Other common and preferred stocks..... | RCFDJ296 | NR | RCFDJ297 | NR | RCFDJ298 | NR | M.1.l. |
| m. Real estate mortgages..... | RCFDJ299 | NR | RCFDJ300 | NR | RCFDJ301 | NR | M.1.m. |
| n. Real estate..... | RCFDJ302 | NR | RCFDJ303 | NR | RCFDJ304 | NR | M.1.n. |
| o. Miscellaneous assets..... | RCFDJ305 | NR | RCFDJ306 | NR | RCFDJ307 | NR | M.1.o. |
| p. Total managed assets held in fiduciary accounts (for each column, sum of Memorandum items 1.a through 1.o)..... | RCFDJ308 | NR | RCFDJ309 | NR | RCFDJ310 | NR | M.1.p. |

Dollar amounts in thousands

| | (Column A) Managed Assets | | (Column B) Number of Managed Accounts | | |
|--|---------------------------|-----------|---------------------------------------|-----------|--------|
| q. Investments of managed fiduciary accounts in advised or sponsored mutual funds..... | RCFDJ311 | NR | RCFDJ312 | NR | M.1.q. |

| Dollar amounts in thousands | | (Column A) Number of Issues | (Column B) Principal Amount Outstanding | |
|---|----------|-----------------------------|---|----|
| 2. Corporate trust and agency accounts: | | | | |
| a. Corporate and municipal trusteeships..... | RCFDB927 | NR | RCFDB928 | NR |
| 1. Issues reported in Memorandum item 2.a that are in default..... | RCFDJ313 | NR | RCFDJ314 | NR |
| b. Transfer agent, registrar, paying agent, and other corporate agency..... | RCFDB929 | NR | | |

| Dollar amounts in thousands | | (Column A) Number of Funds | (Column B) Market Value of Fund Assets | |
|---|----------|----------------------------|--|-----------|
| <i>Memoranda items 3.a through 3.g are to be completed by banks with collective investment funds and common trust funds with a total market value of \$1 billion or more as of the preceding December 31.</i> | | | | |
| 3. Collective investment funds and common trust funds: | | | | |
| a. Domestic equity..... | RCFDB931 | 11 | RCFDB932 | 3,567,000 |
| b. International/Global equity..... | RCFDB933 | 2 | RCFDB934 | 1,064,000 |
| c. Stock/Bond blend..... | RCFDB935 | 0 | RCFDB936 | 0 |
| d. Taxable bond..... | RCFDB937 | 4 | RCFDB938 | 1,415,000 |
| e. Municipal bond..... | RCFDB939 | 3 | RCFDB940 | 902,000 |
| f. Short term investments/Money market..... | RCFDB941 | 0 | RCFDB942 | 0 |
| g. Specialty/Other..... | RCFDB943 | 0 | RCFDB944 | 0 |
| h. Total collective investment funds (sum of Memorandum items 3.a through 3.g)..... | RCFDB945 | 20 | RCFDB946 | 6,948,000 |

| Dollar amounts in thousands | | (Column A) Gross Losses Managed Accounts | (Column B) Gross Losses Non-Managed Accounts | (Column C) Recoveries | | |
|---|----------|--|--|-----------------------|----------|----|
| 4. Fiduciary settlements, surcharges, and other losses: | | | | | | |
| a. Personal trust and agency accounts..... | RIADB947 | NR | RIADB948 | NR | RIADB949 | NR |
| b. Employee benefit and retirement-related trust and agency accounts..... | RIADB950 | NR | RIADB951 | NR | RIADB952 | NR |
| c. Investment management agency accounts..... | RIADB953 | NR | RIADB954 | NR | RIADB955 | NR |
| d. Other fiduciary accounts and related services..... | RIADB956 | NR | RIADB957 | NR | RIADB958 | NR |
| e. Total fiduciary settlements, surcharges, and other losses (sum of Memorandum items 4.a through 4.d) (sum of columns A and B minus column C must equal Schedule RC-T, item 24)..... | RIADB959 | NR | RIADB960 | NR | RIADB961 | NR |

Schedule RC-V - Variable Interest Entities(Form Type - 031)

| Dollar amounts in thousands | | (Column A) Securitization Vehicles | (Column B) Other VIEs | |
|---|----------|------------------------------------|-----------------------|-----------|
| 1. Assets of consolidated variable interest entities (VIEs) that can be used only to settle obligations of the consolidated VIEs: | | | | |
| a. Cash and balances due from depository institutions..... | RCFDJ981 | 6,000 | RCFDJF84 | 0 |
| b. Securities not held for trading..... | RCFDHU20 | 0 | RCFDHU21 | 0 |
| c. Loans and leases held for investment, net of allowance, and held for sale..... | RCFDHU22 | 13,786,000 | RCFDHU23 | 1,326,000 |
| d. Other real estate owned..... | RCFDK009 | 0 | RCFDJF89 | 0 |
| e. Other assets..... | RCFDJF91 | 145,000 | RCFDJF90 | 83,000 |
| 2. Liabilities of consolidated VIEs for which creditors do not have recourse to the general credit of the reporting bank: | | | | |
| a. Other borrowed money..... | RCFDJF92 | 4,248,000 | RCFDJF85 | 54,000 |
| b. Other liabilities..... | RCFDJF93 | 12,000 | RCFDJF86 | 0 |
| 3. All other assets of consolidated VIEs (not included in items 1.a. through 1.e above)..... | RCFDK030 | 0 | RCFDJF87 | 0 |
| 4. All other liabilities of consolidated VIEs (not included in items 2.a through 2.b above)..... | RCFDK033 | 117,000 | RCFDJF88 | 7,000 |

| Dollar amounts in thousands | | | | |
|---|----------|--|---|----|
| 5. Total assets of asset-backed commercial paper (ABCP) conduit VIEs..... | RCFDJF77 | | 0 | 5. |
| 6. Total liabilities of ABCP conduit VIEs..... | RCFDJF78 | | 0 | 6. |

Optional Narrative Statement Concerning the Amounts Reported in the Consolidated Reports of Condition and Income(Form Type - 031)

Dollar amounts in thousands

| | | | |
|-----------------------------------|----------|-----------------------------|----|
| 1. Comments?..... | RCON6979 | Yes | 1. |
| 2. Bank Management Statement..... | TEXT6980 | Click here for value | 2. |

(TEXT6980) "Securitized credit card receivables, included in Schedule RC-V, line 1.c.Col. A, are legally isolated from BANA and other affiliates and are not available to satisfy obligations of such entities."

17. FDIC Coverage Rate

An official website of the United States government

Search FDIC.gov

FDIC
FEDERAL DEPOSIT INSURANCE CORPORATION

ABOUT RESOURCES ANALYSIS NEWS

Home > Resources > Data Tools > BankFind Suite > Find Institutions by Name & Location


Help

BankFind Suite Home Back to Search Results

Bank of America, National Association

Data as of 10/28/2022

Institution Details

| | | |
|--|--|---|
|  FDIC Insured Since 01/01/1934 | FDIC Cert # 3510 | Main Office Address 100 N Tryon St Charlotte, NC 28202 |
| | Established 10/17/1904 | Primary Website www.bankofamerica.com |
| | Bank Charter Class National Banks, member of the Federal Reserve Systems (FRS) | Locations 3,859 domestic locations: 38 states and 0 territories. 223 in foreign locations. |
| | Primary Federal Regulator Comptroller of the Currency | Financial Information Create financial reports for this institution |
| | Secondary Federal Regulator CFPB | Consumer Assistance Help/Write My Bank.gov |
| | | Contact the FDIC Bank of America, National Association |

Get additional detailed information by selecting from the following:

Locations History Institution Profile Other Names