



# COVID-19 Update

May 18, 2021



# Chicago COVID-19 Community Risk Matrix - Phase IV

	Very high risk	High risk	Moderate risk	Lower risk	Low risk: Controlled transmission
<b>COVID-19 cases diagnosed per day</b> <small>Chicago residents 7-day rolling daily average</small>	800+	400 – 799	200 – 399 <b>current: 311</b> <i>declining</i>	20 – 199	<20
<b>COVID-19 test positivity</b> <small>Chicago residents 7-day rolling daily average</small>	10%+	6.6 - 9.9%	5.0 - 6.5%	2 - 4.9% <b>current: 3.4%</b> <i>declining</i>	<2%
<b>Hospital beds(non-ICU) occupied by COVID patients</b> <small>Chicago hospitals 7-day rolling daily average</small>	1250+	750-1249	250 - 749 <b>current: 298</b> <i>declining</i>	100 - 249	<100
<b>ICU beds occupied by COVID patients</b> <small>Chicago hospitals 7-day rolling daily average</small>	400+	300 - 399	100 – 299 <b>current: 115</b> <i>declining</i>	20 - 99	<20
<i>Additional considerations within each risk level</i>	<i>*Metric will revert to <b>very high</b> risk if 7+ consecutive days ≥15% higher than the week prior</i>	<i>*Metric will revert to <b>high</b> risk if 5+ consecutive days ≥10% higher than the week prior</i>	<i>Metrics must continue to decrease or remain stable relative to the week prior</i>	<i>Metrics must continue to decrease or remain stable relative to the week prior</i>	<i>Metrics must continue to decrease or remain stable relative to the week prior</i>

# COVID Vaccine Coverage: Largest U.S. Cities

Chicago has **highest** Latinx and Black vaccine coverage  
Chicago still lagging in 65+ coverage



Largest U.S. Cities by Total Population	New York City	LA County	Chicago	Houston (Harris County)	Phoenix (Maricopa County)	Philadelphia	San Antonio (Bexar County)	San Diego County	Dallas County
% of total resident population who have received at least one dose (data available as of 5/14)	46.4%	48.2%	47.5%	40.3%	39.8%	38.3%	40.7%	46.6%	39.8%
<b>Resident Race/Ethnicity</b>									
Latinx	31%	30.8%	38.0%	29.6%	13.8%	29.0%	29.8%	37.4%	28.9%
Asian, Non-Latinx	60%	54.9%	52.8%	51.1%	48.3%	57.0%	40.8%	46.9%	55.5%
Black, Non-Latinx	26%	28.8%	31.6%	23.2%	22.4%	28.0%	21.3%	25.7%	25.2%
White, Non-Latinx	42%	48.9%	54.0%	42.5%	46.0%	47.0%	45.1%	43.9%	46.1%
<b>Resident Age</b>									
Age 18+	58%	61.2%	59.1%	52.6%	52.3%	47.7%	52.5%	60.2%	51.6%
Age 65+	N/A	82.9%	68.3%	79.7%	81.6%	N/A	74.2%	N/A	78.2%

As reported on each jurisdiction's public-facing website, with data available on 5/14/21. Websites update data at varying frequencies. Some states only report data at the county level. Some jurisdictions report 16+ age subgroup instead of 18+ subgroup. Census populations used as denominators where necessary. See each jurisdiction's website directly for up-to-date information or to confirm individual data points. N/A reflects data not reported publicly for age group on that jurisdiction's site. All data is provisional and may change at any time.



# United Center

**PROTECT  
CHICAGO** ★

**270K+ Vaccines Administered**



**55K+ Translation Services Offered**



# Vaccination Events

**PROTECT  
CHICAGO** ★

## 1,000+ Events Across the City





# Protect Chicago Homebound

**PROTECT  
CHICAGO** ★

**1,700+ Homes Visited**



**2,500+ Vaccines  
Administered**

# ★ Vaccination Station

- **Wednesday May 19**
  - **South Shore:** Atlas Senior Center (1767 E. 79th Street)
    - 10am-2pm
- **Thursday May 20**
  - **Englewood:** Red Shield Salvation Army (945 W. 69<sup>th</sup>)
    - 9am-1pm
  - **Roseland:** Chicago Cred (519 W. 103rd)
    - Noon-4pm
- **Friday May 21**
  - **Austin:** North Austin Library (5724 W North Ave)
    - 10am-2pm












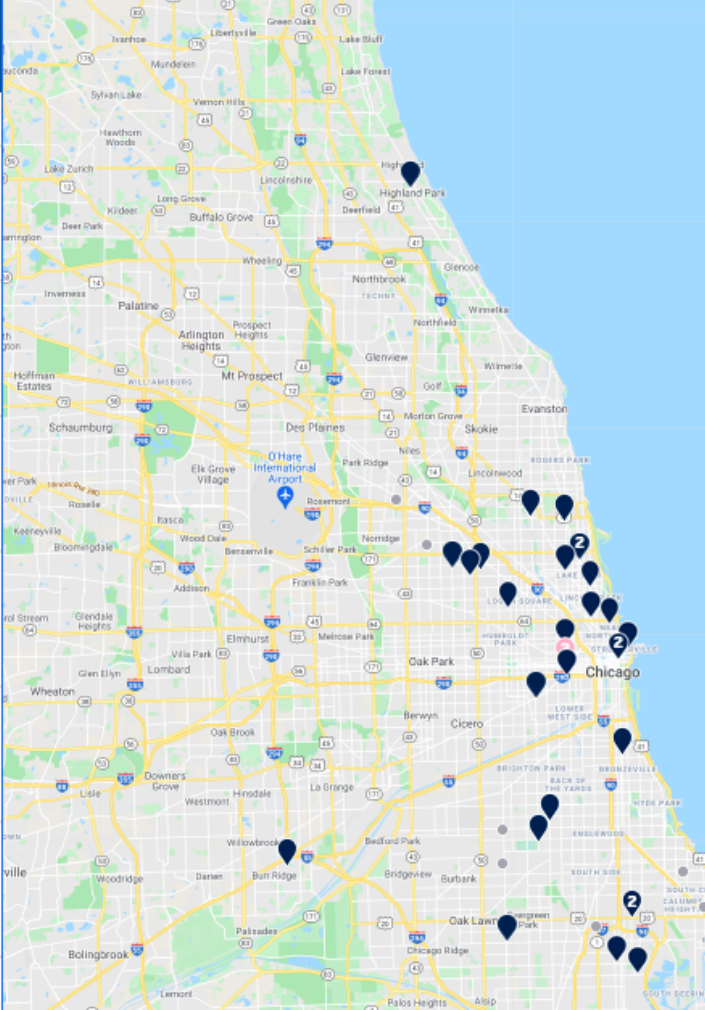
Age 12+ appointments available now

★ Appointments are available right now on [Zocdoc.com/vaccine](https://www.zocdoc.com/vaccine) and at **312-746-4835**

🔔 Get notified when there are more available appointments  
COVID-19 vaccine doses are currently in limited supply. If you are not able to find local availability now, we'll notify you when appointment times are available. [Notify me](#)

### COVID-19 Vaccine

	<b>Family Urgent Care - Chicago Location</b> COVID-19 Vaccination Facility Chicago, IL - Vaccine 1631 N Halsted St, Chicago, IL, 60614	📅 Appointments available Today <a href="#">View availability</a>
	<b>United Center</b> COVID-19 Vaccination Facility Johnson & Johnson 1724 W Madison St, Lot E entrance from Madison, Chicago, IL, 60612	📅 Appointments available Tomorrow <a href="#">View availability</a>
	<b>United Center</b> COVID-19 Vaccination Facility Johnson & Johnson 1724 W Madison St, Lot E entrance from Madison, Chicago, IL, 60612	📅 Appointments available Tomorrow <a href="#">View availability</a>
	<b>Esperanza Vaccine Southwest</b> COVID-19 Vaccination Facility Moderna - 18+ ONLY 6057 S. Western Ave., Chicago, IL, 60636	📅 Appointments available Today <a href="#">View availability</a>
	<b>Mount Sinai Hospital</b> COVID-19 Vaccination Facility 1500 S Fairfield Ave, Chicago, IL, 60608	📅 Appointments available Tomorrow <a href="#">View availability</a>
	<b>InstaVaxx LLC - Chicago Location</b> COVID-19 Vaccination Facility InstaVaxx LLC 2674 N Halsted St, Chicago, IL, 60614	📅 Appointments available Wed, May 5 <a href="#">View availability</a>
	<b>Chicago State University</b> COVID-19 Vaccination Facility	📅 Appointments available Today



# Coronavirus (COVID-19) Funeral Assistance

★ FEMA is providing financial assistance for COVID-19-related funeral expenses incurred after Jan 20, 2020.

**To date, \$65,4917 given to Cook County residents.**

## Which expenses will qualify for reimbursement?

Examples of eligible expenses for funeral services and interment or cremation may include, but not limited to:

- Transportation for up to two people to identify the deceased individual
- The transfer of remains, a casket or urn
- A burial plot or cremation niche
- A marker or headstone
- Clergy or officiant services
- The arrangement of a funeral ceremony
- The use of funeral home equipment or staff
- Cremation or interment costs
- Costs associated with producing multiple death certificates

### To be eligible for funeral assistance, you must meet these conditions:

- The death must have occurred in the United States, including the U.S. territories, and the District of Columbia.
- The death certificate must indicate the death was attributed to or caused by COVID-19.
- The applicant must be a U.S. citizen, non-citizen national or qualified alien who incurred funeral expenses after January 20, 2020.
- There is no requirement for the deceased person to have been a U.S. citizen, non-citizen national or qualified alien.

