

---

# **2013 Annual Report**

## **Fullerton/Milwaukee Redevelopment Project Area**

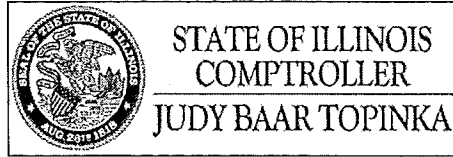


**Pursuant to 65 ILCS 5/11-74.4-5(d)**

*JUNE 30, 2014*

---

FY 2013  
ANNUAL TAX INCREMENT FINANCE  
REPORT



Name of Municipality: City of Chicago Reporting Fiscal Year: 2013  
 County: Cook Fiscal Year End: 12 /31/2013  
 Unit Code: 016/620/30

TIF Administrator Contact Information			
First Name: <u>Andrew J.</u>	Last Name: <u>Mooney</u>		
Address: <u>City Hall, 121 N. LaSalle</u>	Title: <u>Administrator</u>		
Telephone: <u>(312) 744 0025</u>	City: <u>Chicago, IL</u>	Zip: <u>60602</u>	
Mobile: <u>n/a</u>	E-mail: _____		
Mobile Provider: <u>n/a</u>	Best way to contact: <u>X</u> Email _____	Phone _____	
	_____ Mobile _____	_____ Mail _____	

I attest to the best of my knowledge, this report of the redevelopment project areas in: City/Village of \_\_\_\_\_  
 is complete and accurate at the end of this reporting Fiscal year under the Tax Increment Allocation Redevelopment Act [65 ILCS 5/11-74.4-3 et. seq.] Or the Industrial Jobs Recovery Law [65 ILCS 5/11-74.6-10 et. seq.]  
 \_\_\_\_\_ 6.24.14  
 Written signature of TIF Administrator Date

Section 1 (65 ILCS 5/11-74.4-5 (d) (1.5) and 65 ILCS 5/11-74.6-22 (d) (1.5)\*)

FILL OUT ONE FOR EACH TIF DISTRICT		
Name of Redevelopment Project Area	Date Designated	Date Terminated
105th/Vincennes	10/3/2001	12/31/2025
111th Street/Kedzie Avenue Business District	9/29/1999	9/29/2022
119th and Halsted	2/6/2002	12/31/2026
119th/I-57	11/6/2002	12/31/2026
126th and Torrence	12/21/1994	12/21/2017
134th and Avenue K	3/12/2008	12/31/2032
24th/Michigan	7/21/1999	7/21/2022
26th and King Drive	1/11/2006	12/31/2030
35th and Wallace	12/15/1999	12/31/2023
35th/Halsted	1/14/1997	12/31/2021
35th/State	1/14/2004	12/31/2028
40th/State	3/10/2004	12/31/2028
43rd/Cottage Grove	7/8/1998	12/31/2022
45th/Western Industrial Park Conservation Area	3/27/2002	12/31/2026
47th/Ashland	3/27/2002	12/31/2026
47th/Halsted	5/29/2002	12/31/2026
47th/King Drive	3/27/2002	12/31/2026
47th/State	7/21/2004	12/31/2028
49th Street/St. Lawrence Avenue	1/10/1996	12/31/2020
51st/ Archer	5/17/2000	12/31/2024
51st/Lake Park	11/15/2012	12/31/2036

\*All statutory citations refer to one of two sections of the Illinois Municipal Code: the Tax Increment Allocation Redevelopment Act [65 ILCS 5/11-74.4-3 et. seq.] or the Industrial Jobs Recovery Law [65 ILCS 5/11-74.6-10 et. seq.]

Name of Municipality: Chicago  
 County: Cook  
 Unit Code: 016/620/30

Reporting Fiscal Year: 2013  
 Fiscal Year End: 12 / 31 / 2013

53rd Street	1/10/2001	12/31/2025
60th and Western	5/9/1996	5/9/2019
63rd/Ashland	3/29/2006	12/31/2030
63rd/Pulaski	5/17/2000	12/31/2024
67th/Cicero	10/2/2002	12/31/2026
67th/Wentworth	5/4/2011	12/31/2035
69th/Ashland	11/3/2004	12/31/2028
71st and Stony Island	10/7/1998	10/7/2021
73rd/University	9/13/2006	12/31/2030
79th and Cicero	6/8/2005	12/31/2029
79th Street Corridor	7/8/1998	7/8/2021
79th Street/Southwest Highway	10/3/2001	12/31/2025
79th/Vincennes	9/27/2007	12/31/2031
83rd/Stewart	3/31/2004	12/31/2028
87th/Cottage Grove	11/13/2002	12/31/2026
89th and State	4/1/1998	4/1/2021
95th and Western	7/13/1995	7/13/2018
95th Street and Stony Island	5/16/1990	12/31/2014
Addison Corridor North	6/4/1997	6/4/2020
Addison South	5/9/2007	12/31/2031
Archer Courts	5/12/1999	12/31/2023
Archer/ Central	5/17/2000	12/31/2024
Archer/Western	2/11/2009	12/31/2033
Armitage/Pulaski	6/13/2007	12/31/2031
Austin Commercial	9/27/2007	12/31/2031
Avalon Park/South Shore	7/31/2002	12/31/2026
Avondale	7/29/2009	12/31/2033
Belmont/Central	1/12/2000	12/31/2024
Belmont/Cicero	1/12/2000	12/31/2024
Bronzeville	11/4/1998	12/31/2022
Bryn Mawr/Broadway	12/11/1996	12/11/2019
Calumet Avenue/Cermak Road	7/29/1998	7/29/2021
Calumet River	3/10/2010	12/31/2034
Canal/Congress	11/12/1998	12/31/2022
Central West	2/16/2000	12/31/2024
Chicago/ Kingsbury	4/12/2000	12/31/2024
Chicago/Central Park	2/27/2002	12/31/2026
Chicago Lakeside Development – Phase 1 (USX)	5/12/2010	12/31/2034
Cicero/Archer	5/17/2000	12/31/2024
Clark Street and Ridge Avenue	9/29/1999	9/29/2022
Clark/Montrose	7/7/1999	7/7/2022
Commercial Avenue	11/13/2002	12/31/2026
Devon/Sheridan	3/31/2004	12/31/2028

Name of Municipality: Chicago  
 County: Cook  
 Unit Code: 016/620/30

Reporting Fiscal Year: 2013  
 Fiscal Year End: 12 / 31 / 2013

Devon/Western	11/3/1999	12/31/2023
Diversey/Narragansett	2/5/2003	12/31/2027
Division/Homan	6/27/2001	12/31/2025
Drexel Boulevard	7/10/2002	12/31/2026
Edgewater/ Ashland	10/1/2003	12/31/2027
Elston/Armstrong Industrial Corridor	7/19/2007	12/31/2031
Englewood Mall	11/29/1989	12/31/2013
Englewood Neighborhood	6/27/2001	12/31/2025
Ewing Avenue	3/10/2010	12/31/2034
Forty-first Street and Dr. Martin Luther King, Jr. Drive	7/13/1994	12/31/2018
Fullerton/ Milwaukee	2/16/2000	12/31/2024
Galewood/Armitage Industrial	7/7/1999	7/7/2022
Goose Island	7/10/1996	7/10/2019
Greater Southwest Industrial Corridor (East)	3/10/1999	12/31/2023
Greater Southwest Industrial Corridor (West)	4/12/2000	12/31/2024
Harlem Industrial Park Conservation Area	3/14/2007	12/31/2031
Harrison/Central	7/26/2006	12/31/2030
Hollywood/Sheridan	11/7/2007	12/31/2031
Homan-Arthington	2/5/1998	2/5/2021
Humboldt Park Commercial	6/27/2001	12/31/2025
Irving Park/Elston	5/13/2009	12/31/2033
Irving/Cicero	6/10/1996	12/31/2020
Jefferson Park Business District	9/9/1998	9/9/2021
Jefferson/ Roosevelt	8/30/2000	12/31/2024
Kennedy/Kimball	3/12/2008	12/31/2032
Kinzie Industrial Corridor	6/10/1998	6/10/2021
Kostner Avenue	11/5/2008	12/31/2032
Lake Calumet Area Industrial	12/13/2000	12/31/2024
Lakefront	3/27/2002	12/31/2026
LaSalle Central	11/15/2006	12/31/2030
Lawrence/ Kedzie	2/16/2000	12/31/2024
Lawrence/Broadway	6/27/2001	12/31/2025
Lawrence/Pulaski	2/27/2002	12/31/2026
Lincoln Avenue	11/3/1999	12/31/2023
Lincoln-Belmont-Ashland	11/2/1994	12/31/2018
Little Village East	4/22/2009	12/31/2033
Little Village Industrial Corridor	6/13/2007	12/31/2031
Madden/Wells	11/6/2002	12/31/2026
Madison/Austin Corridor	9/29/1999	12/31/2023
Michigan/Cermak	9/13/1989	12/31/2013
Midway Industrial Corridor	2/16/2000	12/31/2024
Midwest	5/17/2000	12/31/2024
Montclare	8/30/2000	12/31/2024
Montrose/Clarendon	6/30/2010	12/31/2034

Name of Municipality: Chicago  
 County: Cook  
 Unit Code: 016/620/30

Reporting Fiscal Year: 2013  
 Fiscal Year End: 12 / 31 / 2013

Near North	7/30/1997	7/30/2020
Near South	11/28/1990	12/31/2014
Near West	3/23/1989	12/31/2013
North Branch (North)	7/2/1997	12/31/2021
North Branch (South)	2/5/1998	2/5/2021
North Pullman	6/30/2009	12/31/2033
North-Cicero	7/30/1997	7/30/2020
Northwest Industrial Corridor	12/2/1998	12/2/2021
Ogden/Pulaski	4/9/2008	12/31/2032
Ohio/Wabash	6/7/2000	12/31/2024
Pershing/King	9/5/2007	12/31/2031
Peterson/Cicero	2/16/2000	12/31/2024
Peterson/Pulaski	2/16/2000	12/31/2024
Pilsen Industrial Corridor	6/10/1998	12/31/2022
Portage Park	9/9/1998	9/9/2021
Pratt/Ridge Industrial Park Conservation Area	6/23/2004	12/31/2028
Pulaski Corridor	6/9/1999	6/9/2022
Randolph and Wells	6/9/2010	12/31/2034
Ravenswood Corridor	3/9/2005	12/31/2029
Read-Dunning	1/11/1991	12/31/2015
River South	7/30/1997	7/30/2020
River West	1/10/2001	12/31/2025
Roosevelt/Canal	3/19/1997	12/31/2021
Roosevelt/Cicero	2/5/1998	2/5/2021
Roosevelt/Racine	11/4/1998	12/31/2022
Roosevelt/Union	5/12/1999	5/12/2022
Roosevelt-Homan	12/5/1990	12/31/2014
Roseland/Michigan	1/16/2002	12/31/2026
Sanitary Drainage and Ship Canal	7/24/1991	12/31/2015
South Chicago	4/12/2000	12/31/2024
South Works Industrial	11/3/1999	12/31/2023
Stevenson/Brighton	4/11/2007	12/31/2031
Stockyards Annex	12/11/1996	12/31/2020
Stockyards Industrial Commercial	3/9/1989	12/31/2013
Stockyards Southeast Quadrant Industrial	2/26/1992	2/26/2015
Stony Island Avenue Commercial and Burnside Industrial Corridors	6/10/1998	12/31/2034
Touhy/Western	9/13/2006	12/31/2030
Weed/Fremont	1/8/2008	12/31/2032
West Irving Park	1/12/2000	12/31/2024
West Pullman Industrial Park	3/11/1998	3/11/2021
West Woodlawn	5/12/2010	12/31/2034
Western Avenue North	1/12/2000	12/31/2024
Western Avenue Rock Island	2/8/2006	12/31/2030



**SECTION 2 [Sections 2 through 5 must be completed for each redevelopment project area listed in Section 1.]**

<b>Name of Redevelopment Project Area: Fullerton/Milwaukee Redevelopment Project Area</b>
<b>Primary Use of Redevelopment Project Area*: Commercial</b>
<b>If "Combination/Mixed" List Component Types:</b>
<b>Under which section of the Illinois Municipal Code was Redevelopment Project Area designated? (check one):</b> <b>Tax Increment Allocation Redevelopment Act <u>X</u> Industrial Jobs Recovery Law _____</b>

	No	Yes
Were there any amendments to the redevelopment plan, the redevelopment project area, or the State Sales Tax Boundary? [65 ILCS 5/11-74.4-5 (d) (1) and 5/11-74.6-22 (d) (1)] <b>If yes, please enclose the amendment labeled Attachment A</b>	X	
Certification of the Chief Executive Officer of the municipality that the municipality has complied with all of the requirements of the Act during the preceding fiscal year. [65 ILCS 5/11-74.4-5 (d) (3) and 5/11-74.6-22 (d) (3)] <b>Please enclose the CEO Certification labeled Attachment B</b>		X
Opinion of legal counsel that municipality is in compliance with the Act. [65 ILCS 5/11-74.4-5 (d) (4) and 5/11-74.6-22 (d) (4)] <b>Please enclose the Legal Counsel Opinion labeled Attachment C</b>		X
Were there any activities undertaken in furtherance of the objectives of the redevelopment plan, including any project implemented in the preceding fiscal year and a description of the activities undertaken? [65 ILCS 5/11-74.4-5 (d) (7) (A and B) and 5/11-74.6-22 (d) (7) (A and B)] <b>If yes, please enclose the Activities Statement labeled Attachment D</b>	X	
Were any agreements entered into by the municipality with regard to the disposition or redevelopment of any property within the redevelopment project area or the area within the State Sales Tax Boundary? [65 ILCS 5/11-74.4-5 (d) (7) (C) and 5/11-74.6-22 (d) (7) (C)] <b>If yes, please enclose the Agreement(s) labeled Attachment E</b>	X	
Is there additional information on the use of all funds received under this Division and steps taken by the municipality to achieve the objectives of the redevelopment plan? [65 ILCS 5/11-74.4-5 (d) (7) (D) and 5/11-74.6-22 (d) (7) (D)] <b>If yes, please enclose the Additional Information labeled Attachment F</b>	X	
Did the municipality's TIF advisors or consultants enter into contracts with entities or persons that have received or are receiving payments financed by tax increment revenues produced by the same TIF? [65 ILCS 5/11-74.4-5 (d) (7) (E) and 5/11-74.6-22 (d) (7) (E)] <b>If yes, please enclose the contract(s) or description of the contract(s) labeled Attachment G</b>	X	
Were there any reports or meeting minutes submitted to the municipality by the joint review board? [65 ILCS 5/11-74.4-5 (d) (7) (F) and 5/11-74.6-22 (d) (7) (F)] <b>If yes, please enclose the Joint Review Board Report labeled Attachment H</b>	X	
Were any obligations issued by municipality? [65 ILCS 5/11-74.4-5 (d) (8) (A) and 5/11-74.6-22 (d) (8) (A)] <b>If yes, please enclose the Official Statement labeled Attachment I</b>	X	
Was analysis prepared by a financial advisor or underwriter setting forth the nature and term of obligation and projected debt service including required reserves and debt coverage? [65 ILCS 5/11-74.4-5 (d) (8) (B) and 5/11-74.6-22 (d) (8) (B)] <b>If yes, please enclose the Analysis labeled Attachment J</b>	X	
Cumulatively, have deposits equal or greater than \$100,000 been made into the special tax allocation fund? 65 ILCS 5/11-74.4-5 (d) (2) and 5/11-74.6-22 (d) (2) <b>If yes, please enclose Audited financial statements of the special tax allocation fund labeled Attachment K</b>		X
Cumulatively, have deposits of incremental revenue equal to or greater than \$100,000 been made into the special tax allocation fund? [65 ILCS 5/11-74.4-5 (d) (9) and 5/11-74.6-22 (d) (9)] <b>If yes, please enclose a certified letter statement reviewing compliance with the Act labeled Attachment L</b>		X
A list of all intergovernmental agreements in effect in FY 2013, to which the municipality is a part, and an accounting of any money transferred or received by the municipality during that fiscal year pursuant to those intergovernmental agreements. [65 ILCS 5/11-74.4-5 (d) (10)] <b>If yes, please enclose list only of the intergovernmental agreements labeled Attachment M</b>		X

\* Types include: Central Business District, Retail, Other Commercial, Industrial, Residential, and Combination/Mixed.

**SECTION 3.1 - (65 ILCS 5/11-74.4-5 (d) (5) and 65 ILCS 5/11-74.6-22 (d) (5))**

Provide an analysis of the special tax allocation fund.

FY 2013

TIF NAME: Fullerton/Milwaukee Redevelopment Project Area

Fund Balance at Beginning of Reporting Period

\$ 23,134,413

Revenue/Cash Receipts Deposited in Fund During Reporting FY:	Reporting Year	Cumulative*	% of Total
Property Tax Increment	5,375,724	\$ 57,623,150	59%
State Sales Tax Increment			0%
Local Sales Tax Increment			0%
State Utility Tax Increment			0%
Local Utility Tax Increment			0%
Interest	(82,274)	1,924,877	2%
Land/Building Sale Proceeds			0%
Bond Proceeds		35,769,001	37%
Note Proceeds		700,000	1%
Transfers from Municipal Sources		52,044	0%
Private Sources			0%
Rental Revenue		394,283	0%
Miscellaneous Revenue	117,583	406,766	0%

\*must be completed where 'Reporting Year' is populated

**Total Amount Deposited in Special Tax Allocation Fund During Reporting Period**

5,411,033

**Cumulative Total Revenues/Cash Receipts**

\$ 96,870,121 | 100%

**Total Expenditures/Cash Disbursements** (Carried forward from Section 3.2)

3,970,265

**Distribution of Surplus**

-

**Total Expenditures/Disbursements**

3,970,265

**NET INCOME/CASH RECEIPTS OVER/(UNDER) CASH DISBURSEMENTS**

1,440,768

**FUND BALANCE, END OF REPORTING PERIOD\***

\$ 24,575,181

\* if there is a positive fund balance at the end of the reporting period, you must complete Section 3.3

**Total Amount Designated** (Carried forward from Section 3.3)

\$ 24,575,181

(a) Cumulative figures for the categories of 'Interest,' 'Land/Building Sale Proceeds' and 'Other' may not be fully available for this report due to either: (i) the disposal of certain older records pursuant to the City's records retention policy, or (ii) the extraordinary administrative burden of developing cumulative City records prior to the City's conversion to its current accounting system in 2003.







**SECTION 3.2 A**

**PAGE 3**

14. Costs of reimbursing private developers for interest expenses incurred on approved redevelopment projects. Subsection (q)(11)(A-E) and (o)(13)(A-E)		
		\$ -
15. Costs of construction of new housing units for low income and very low-income households. Subsection (q)(11)(F) - Tax Increment Allocation Redevelopment TIFs ONLY		
		\$ -
16. Cost of day care services and operational costs of day care centers. Subsection (q) (11.5) - Tax Increment Allocation Redevelopment TIFs ONLY		
		\$ -
<b>TOTAL ITEMIZED EXPENDITURES</b>		<b>\$ 3,970,265</b>

**Section 3.2 B**

**FY 2013**

**TIF NAME:** Fullerton/Milwaukee Redevelopment Project Area

**List all vendors, including other municipal funds, that were paid in excess of \$10,000 during the current reporting year. \***

<b>Name</b>	<b>Service</b>	<b>Amount</b>
City Staff Costs <sup>1</sup>	Administration	\$99,471
City Program Management Costs	Administration	\$10,747
SomerCor 504, Inc.	Rehabilitation Program	\$364,104
V3 Companies of Illinois Ltd.	Public Improvement	\$68,428
Terry Guen Design Associates	Public Improvement	\$51,176
Transystems Corp.	Public Improvement	\$10,600
Pioneer Engineering	Public Improvement	\$23,708
MQ Water & Sewer Contractors	Public Improvement	\$11,512
Knight E/A	Public Improvement	\$17,213
Chicago Department of Transportation	Public Improvement	\$199,486
Bigane Paving	Public Improvement	\$69,906
OAI, Inc.	Job Training	\$18,000
Wells Fargo Bank	Financing	\$2,982,795

<sup>1</sup> Costs relate directly to the salaries and fringe benefits of employees working solely on tax increment financing districts.

\* This table may include payments for Projects that were undertaken prior to 11/1/1999.

**SECTION 3.3 - (65 ILCS 5/11-74.4-5 (d) (5) 65 ILCS 11-74.6-22 (d) (5))**

**Breakdown of the Balance in the Special Tax Allocation Fund At the End of the Reporting Period**

**FY 2013**

**TIF NAME:** Fullerton/Milwaukee Redevelopment Project Area

**FUND BALANCE, END OF REPORTING PERIOD** \$ 24,575,181

	Amount of Original Issuance	Amount Designated
<b>1. Description of Debt Obligations</b>		
Restricted for debt service	\$ 8,735,000	\$ 3,094,731
	24,490,000	

**Total Amount Designated for Obligations** \$ 33,225,000 \$ 3,094,731

<b>2. Description of Project Costs to be Paid</b>		
Restricted for future redevelopment project costs		\$ 21,480,450

**Total Amount Designated for Project Costs** \$ 21,480,450

**TOTAL AMOUNT DESIGNATED** \$ 24,575,181

**SURPLUS\*/(DEFICIT)** \$ -

\* NOTE: If a surplus is calculated, the municipality may be required to repay the amount to overlapping taxing districts (See instructions and statutes)

**SECTION 4 [65 ILCS 5/11-74.4-5 (d) (6) and 65 ILCS 5/11-74.6-22 (d) (6)]**

**FY 2013**

**TIF NAME: Fullerton/Milwaukee Redevelopment Project Area**

Provide a description of all property purchased by the municipality during the reporting fiscal year within the redevelopment project area.

  X   No property was acquired by the Municipality Within the Redevelopment Project Area

## SECTION 5 - 65 ILCS 5/11-74.4-5 (d) (7) (G) and 65 ILCS 5/11-74.6-22 (d) (7) (G)

PAGE 1

FY 2013

TIF NAME: Fullerton/Milwaukee Redevelopment Project Area

SECTION 5 PROVIDES PAGES 1-3 TO ACCOMMODATE UP TO 25 PROJECTS. PAGE 1 MUST BE INCLUDED WITH TIF REPORT. PAGES 2-3 SHOULD BE INCLUDED IF PROJECTS ARE LISTED ON THESE PAGES

Check here if <b>NO</b> projects were undertaken by the Municipality Within the Redevelopment Project Area: <u> X </u>			
<b>ENTER</b> total number of projects undertaken by the Municipality Within the Redevelopment Project Area and list them in detail below*.			<u> 6 </u>
<b>TOTAL:</b>	<b>11/1/99 to Date</b>	<b>Estimated Investment for Subsequent Fiscal Year</b>	<b>Total Estimated to Complete Project</b>
Private Investment Undertaken	\$ 7,251,164	\$ -	\$ 75,260,604
Public Investment Undertaken	\$ 16,617,186	\$ 4,483,792	\$ 18,065,356
Ratio of Private/Public Investment	24/55		4 1/6
<b>Project 1:</b>			
<b>Small Business Improvement Fund (SBIF) **</b>		Project is Ongoing ***	
Private Investment Undertaken			\$ 7,400,000
Public Investment Undertaken	\$ 3,132,251	\$ 300,000	\$ 4,700,000
Ratio of Private/Public Investment	0		1 27/47
<b>Project 2:</b>			
<b>Florsheim</b>		Project is Ongoing ***	
Private Investment Undertaken			\$ 47,400,000
Public Investment Undertaken	\$ 5,155,394	\$ 470,825	\$ 8,500,000
Ratio of Private/Public Investment	0		5 49/85
<b>Project 3:</b>			
<b>Sachs Hairpin Lofts</b>		Project Completed	
Private Investment Undertaken	\$ 5,121,129		
Public Investment Undertaken	\$ 5,941,770		
Ratio of Private/Public Investment	25/29		0
<b>Project 4:</b>			
<b>Sachs Hairpin - Retail</b>		Project Completed	
Private Investment Undertaken	\$ 2,130,035		
Public Investment Undertaken	\$ 1,210,000		
Ratio of Private/Public Investment	1 73/96		0
<b>Project 5:</b>			
<b>Zapata Apartments</b>		Project is Ongoing ***	
Private Investment Undertaken			\$ 20,460,604
Public Investment Undertaken	\$ 1,000,000	\$ 3,612,967	\$ 4,612,967
Ratio of Private/Public Investment	0		4 27/62
<b>Project 6:</b>			
<b>TIFWorks - Fullerton Milwaukee **</b>		Project is Ongoing ***	
Private Investment Undertaken			
Public Investment Undertaken	\$ 177,771	\$ 100,000	\$ 252,389
Ratio of Private/Public Investment	0		0

<b>Project 7:</b>			
Private Investment Undertaken (See Instructions)			
Public Investment Undertaken			
Ratio of Private/Public Investment	0		0

<b>Project 8:</b>			
Private Investment Undertaken (See Instructions)			
Public Investment Undertaken			
Ratio of Private/Public Investment	0		0

<b>Project 9:</b>			
Private Investment Undertaken (See Instructions)			
Public Investment Undertaken			
Ratio of Private/Public Investment	0		0

<b>Project 10:</b>			
Private Investment Undertaken (See Instructions)			
Public Investment Undertaken			
Ratio of Private/Public Investment	0		0

<b>Project 11:</b>			
Private Investment Undertaken (See Instructions)			
Public Investment Undertaken			
Ratio of Private/Public Investment	0		0

\*\* Depending on the particular goals of this type of program, the City may: i) make an advance disbursement of the entire public investment amount to the City's program administrator, ii) disburse the amounts through an escrow account, or iii) pay the funds out piecemeal to the program administrator or to the ultimate grantee as each ultimate grantee's work is approved under the program.

\*\*\* As of the last date of the reporting fiscal year, the construction of this Project was ongoing; the Private Investment Undertaken and Ratio figures for this Project will be reported on the Annual Report for the fiscal year in which the construction of the Project is completed and the total Private Investment figure is available.

**General Notes**

(a) Each actual or estimated Public Investment reported here is, to the extent possible, comprised only of payments financed by tax increment revenues. In contrast, each actual or estimated Private Investment reported here is, to the extent possible, comprised of payments financed by revenues that are not tax increment revenues and, therefore, may include private equity, private lender financing, private grants, other public monies, or other local, state or federal grants or loans.

(b) Each amount reported here under Public Investment Undertaken, Total Estimated to Complete Project, is the maximum amount of payments financed by tax increment revenues that could be made pursuant to the corresponding Project's operating documents, but not including interest that may later be payable on developer notes, and may not necessarily reflect actual expenditures, if any, as reported in Section 3 herein. The total public investment amount ultimately made under each Project will depend upon the future occurrence of various conditions, including interest that may be payable on developer notes as set forth in the Project's operating documents.

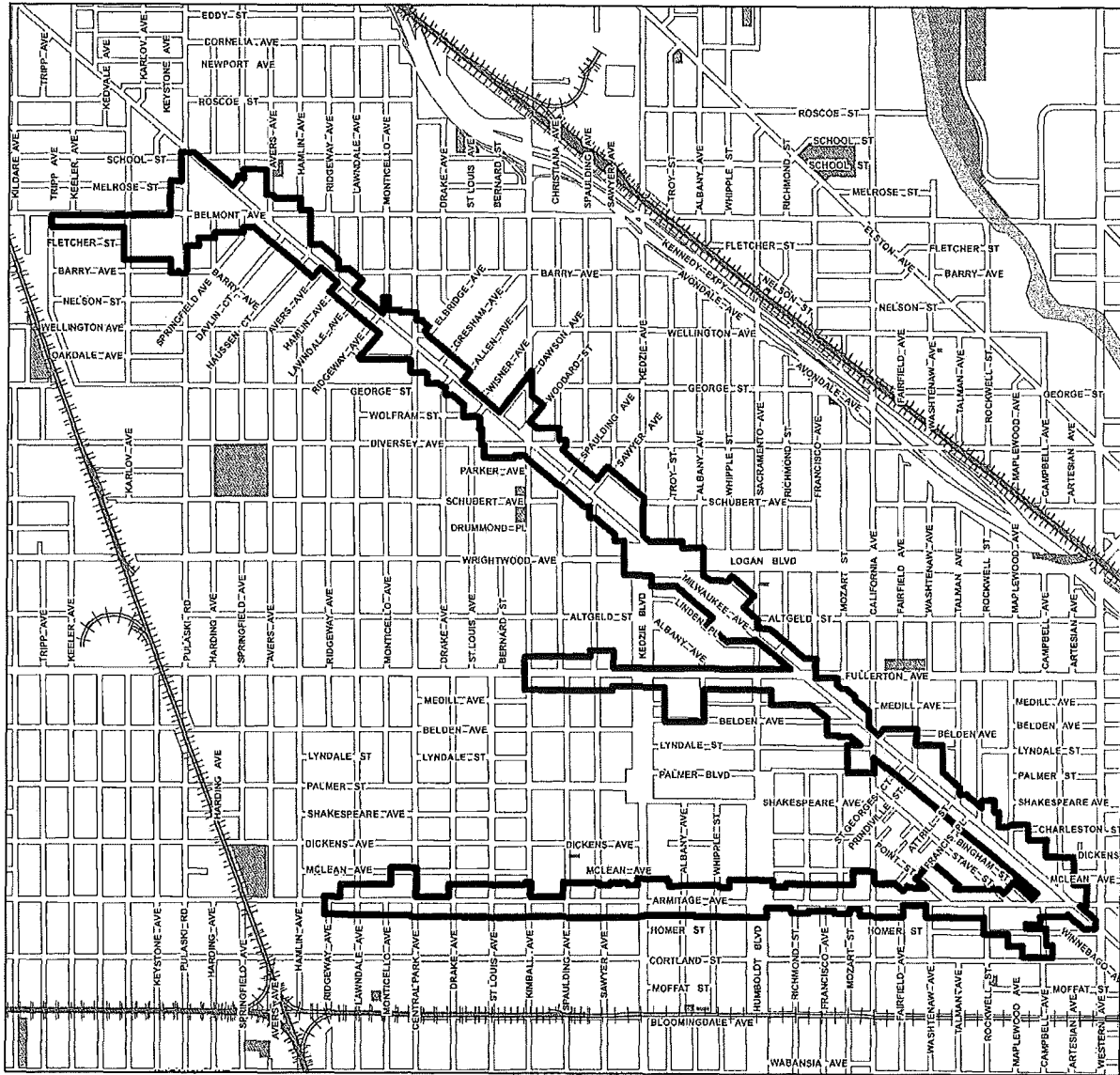
(c) Each amount reported here under Public Investment Undertaken, 11/1/1999 to Date, is cumulative from the Date of execution of the corresponding Project to the end of the reporting year, and may include interest amounts paid to finance the Public Investment amount. Projects undertaken prior to 11/1/1999 are not reported on this table.

(d) Intergovernmental agreements, if any, are reported on Attachment M hereto.





# Fullerton/Milwaukee Redevelopment Project Area 2013 Annual Report



STATE OF ILLINOIS)

) SS

**Attachment B**

COUNTY OF COOK )

CERTIFICATION

TO:

Judy Baar Topinka  
Comptroller of the State of Illinois  
James R. Thompson Center  
100 West Randolph Street, Suite 15-500  
Chicago, Illinois 60601  
Attention: June Canello, Director of Local  
Government

Barbara Byrd-Bennett  
Chief Executive Officer  
Chicago Board of Education  
125 South Clark Street, 5th Floor  
Chicago, Illinois 60603

James R. Dempsey  
Associate Vice Chancellor-Finance  
City Colleges of Chicago  
226 West Jackson Boulevard, Room 1125  
Chicago, Illinois 60606

Jacqueline Torres, Director of Finance  
Metropolitan Water Reclamation District of  
Greater Chicago  
100 East Erie Street, Room 2429  
Chicago, Illinois 60611

Herman Brewer  
Bureau Chief  
Cook County Bureau of Economic Dev.  
69 West Washington Street, Suite 3000  
Chicago, Illinois 60602

Douglas Wright  
South Cook County Mosquito Abatement  
District  
155th & Dixie Highway  
P.O. Box 1030  
Harvey, Illinois 60426

Lawrence Wilson, Comptroller  
Forest Preserve District of Cook County  
69 W. Washington Street, Suite 2060  
Chicago, IL 60602

Michael P. Kelly, General Superintendent &  
CEO  
Chicago Park District  
541 North Fairbanks, 7th Floor  
Chicago, Illinois 60611

I, Rahm Emanuel, in connection with the annual report (the "Report") of information required by Section 11-74.4-5(d) of the Tax Increment Allocation Redevelopment Act, 65 ILCS5/11-74.4-1 *et seq.* (the "Act") with regard to the Fullerton/Milwaukee Redevelopment Project Area (the "Redevelopment Project Area"), do hereby certify as follows:

**Attachment B**


1. I am the duly qualified and acting Mayor of the City of Chicago, Illinois (the "City") and, as such, I am the City's Chief Executive Officer. This Certification is being given by me in such capacity.

2. During the preceding fiscal year of the City, being January 1 through December 31, 2013, the City complied, in all material respects, with the requirements of the Act, as applicable from time to time, regarding the Redevelopment Project Area.

3. In giving this Certification, I have relied on the opinion of the Corporation Counsel of the City furnished in connection with the Report.

4. This Certification may be relied upon only by the addressees hereof.

IN WITNESS WHEREOF, I have hereunto affixed my official signature as of this 30th day of June, 2014.

Handwritten signature of Rahm Emanuel in black ink, written in a cursive style. The signature is positioned above a horizontal line.

Rahm Emanuel, Mayor  
City of Chicago, Illinois



DEPARTMENT OF LAW

CITY OF CHICAGO

June 30, 2014

Attachment C

Judy Baar Topinka  
Comptroller of the State of Illinois  
James R. Thompson Center  
100 West Randolph Street, Suite 15-500  
Chicago, Illinois 60601  
Attention: June Canello, Director of Local  
Government

Barbara Byrd-Bennett  
Chief Executive Officer  
Chicago Board of Education  
125 South Clark Street, 5th Floor  
Chicago, Illinois 60603

James R. Dempsey  
Associate Vice Chancellor-Finance  
City Colleges of Chicago  
226 West Jackson Boulevard, Room 1125  
Chicago, Illinois 60606

Jacqueline Torres, Director of Finance  
Metropolitan Water Reclamation District  
of Greater Chicago  
100 East Erie Street, Room 2429  
Chicago, Illinois 60611

Herman Brewer  
Bureau Chief  
Cook County Bureau of Economic Dev.  
69 West Washington Street, Suite 3000  
Chicago, Illinois 60602

Douglas Wright  
South Cook County Mosquito Abatement  
District  
155th & Dixie Highway  
P.O. Box 1030  
Harvey, Illinois 60426

Lawrence Wilson, Comptroller  
Forest Preserve District of Cook County  
69 W. Washington Street, Suite 2060  
Chicago, IL 60602

Michael P. Kelly, General Superintendent  
& CEO  
Chicago Park District  
541 North Fairbanks, 7th Floor  
Chicago, Illinois 60611

Re: Fullerton/Milwaukee  
Redevelopment Project Area (the "Redevelopment Project  
Area")

Dear Addressees:

I am the Corporation Counsel of the City of Chicago, Illinois (the "City") and, in such capacity, I am the head of the City's Law Department. In such capacity, I am providing the opinion required by Section 11-74.4-5(d)(4) of the Tax Increment Allocation Redevelopment Act, 65 ILCS 5/11-74.4-1 et seq. (the "Act"), in connection with the submission of the report (the "Report") in accordance with, and containing the information required by, Section 11-74.4-5(d) of the Act for the Redevelopment Project Area.

Attachment C

Opinion of Counsel for 2013 Annual Report  
Page 2

June 30, 2014

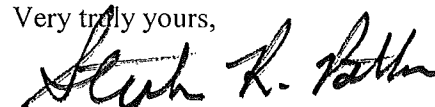
Attorneys, past and present, in the Law Department of the City and familiar with the requirements of the Act, have had general involvement in the proceedings affecting the Redevelopment Project Area, including the preparation of ordinances adopted by the City Council of the City with respect to the following matters: approval of the redevelopment plan and project for the Redevelopment Project Area, designation of the Redevelopment Project Area as a redevelopment project area, and adoption of tax increment allocation financing for the Redevelopment Project Area, all in accordance with the then applicable provisions of the Act. Various departments of the City, including, if applicable, the Law Department, Department of Planning and Development, Department of Finance and Office of Budget and Management (collectively, the "City Departments"), have personnel responsible for and familiar with the activities in the Redevelopment Project Area affecting such Department(s) and with the requirements of the Act in connection therewith. Such personnel are encouraged to seek and obtain, and do seek and obtain, the legal guidance of the Law Department with respect to issues that may arise from time to time regarding the requirements of, and compliance with, the Act.

In my capacity as Corporation Counsel, I have relied on the general knowledge and actions of the appropriately designated and trained staff of the Law Department and other applicable City Departments involved with the activities affecting the Redevelopment Project Area. In addition, I have caused to be examined or reviewed by members of the Law Department of the City the certified audit report, to the extent required to be obtained by Section 11-74.4-5(d)(9) of the Act and submitted as part of the Report, which is required to review compliance with the Act in certain respects, to determine if such audit report contains information that might affect my opinion. I have also caused to be examined or reviewed such other documents and records as were deemed necessary to enable me to render this opinion. Nothing has come to my attention that would result in my need to qualify the opinion hereinafter expressed, subject to the limitations hereinafter set forth, unless and except to the extent set forth in an Exception Schedule attached hereto as Schedule 1.

Based on the foregoing, I am of the opinion that, in all material respects, the City is in compliance with the provisions and requirements of the Act in effect and then applicable at the time actions were taken from time to time with respect to the Redevelopment Project Area.

This opinion is given in an official capacity and not personally and no personal liability shall derive herefrom. Furthermore, the only opinion that is expressed is the opinion specifically set forth herein, and no opinion is implied or should be inferred as to any other matter. Further, this opinion may be relied upon only by the addressees hereof and the Mayor of the City in providing his required certification in connection with the Report, and not by any other party.

Very truly yours,

  
Stephen R. Patton  
Corporation Counsel

**SCHEDULE 1**

(Exception Schedule)

No Exceptions

Note the following Exceptions:

CITY OF CHICAGO, ILLINOIS  
FULLERTON/MILWAUKEE  
REDEVELOPMENT PROJECT

FINANCIAL REPORT

DECEMBER 31, 2013



CITY OF CHICAGO, ILLINOIS  
FULLERTON/MILWAUKEE REDEVELOPMENT PROJECT

C O N T E N T S

	<u>Page</u>
INDEPENDENT AUDITOR'S REPORT ON THE FINANCIAL STATEMENTS AND SUPPLEMENTARY INFORMATION	1-2
Management's discussion and analysis	3-5
Statement of net position and governmental funds balance sheet	6
Statement of activities and governmental funds revenues, expenditures and changes in fund balance	7
Notes to financial statements	8-11
SUPPLEMENTARY INFORMATION	
Schedule of expenditures by statutory code	12

INDEPENDENT AUDITOR'S REPORT

The Honorable Rahm Emanuel, Mayor  
Members of the City Council  
City of Chicago, Illinois

We have audited the accompanying financial statements of the Fullerton/Milwaukee Redevelopment Project of the City of Chicago, Illinois, as of and for the year ended December 31, 2013, and the related notes to the financial statements, which collectively comprise the Project's basic financial statements as listed in the table of contents.

The financial statements present only the Fullerton/Milwaukee Redevelopment Project and do not purport to, and do not present fairly the financial position of the City of Chicago, Illinois, as of December 31, 2013, and the changes in its financial position for the year then ended in conformity with accounting principles generally accepted in the United States of America.

**Management's Responsibility for the Financial Statements**

Management is responsible for the preparation and fair presentation of these financial statements in accordance with accounting principles generally accepted in the United States of America; this includes the design, implementation, and maintenance of internal control relevant to the preparation and fair presentation of financial statements that are free from material misstatement, whether due to fraud or error.

**Auditor's Responsibility**

Our responsibility is to express an opinion on these financial statements based on our audit. We conducted our audit in accordance with auditing standards generally accepted in the United States of America. Those standards require that we plan and perform the audit to obtain reasonable assurance about whether the financial statements are free from material misstatement.

An audit involves performing procedures to obtain audit evidence about the amounts and disclosures in the financial statements. The procedures selected depend on the auditor's judgment, including the assessment of the risks of material misstatement of the financial statements, whether due to fraud or error. In making those risk assessments, the auditor considers internal control relevant to the entity's preparation and fair presentation of the financial statements in order to design audit procedures that are appropriate in the circumstances, but not for the purpose of expressing an opinion on the effectiveness of the entity's internal control. Accordingly, we express no such opinion. An audit also includes evaluating the appropriateness of accounting policies used and the reasonableness of significant accounting estimates made by management, as well as evaluating the overall presentation of the financial statements.

We believe that the audit evidence we have obtained is sufficient and appropriate to provide a basis for our audit opinion.

**Opinion**

In our opinion, the financial statements referred to above present fairly, in all material respects, the respective financial position of the Fullerton/Milwaukee Redevelopment Project of the City of Chicago, Illinois, as of December 31, 2013, and the respective changes in financial position for the year then ended in accordance with accounting principles generally accepted in the United States of America.

**Other Matters**

*Required Supplementary Information*

Accounting principles generally accepted in the United States of America require that the management's discussion and analysis on pages 3-5 be presented to supplement the basic financial statements. Such information, although not a part of the basic financial statements, is required by the Governmental Accounting Standards Board, who considers it to be an essential part of financial reporting for placing the basic financial statements in an appropriate operational, economic, or historical context. We have applied certain limited procedures to the required supplementary information in accordance with auditing standards generally accepted in the United States of America, which consisted of inquiries of management about the methods of preparing the information and comparing the information for consistency with management's responses to our inquiries, the basic financial statements, and other knowledge we obtained during our audit of the basic financial statements. We do not express an opinion or provide any assurance on the information because the limited procedures do not provide us with sufficient evidence to express an opinion or provide any assurance.

*Other Information*

Our audit was conducted for the purpose of forming an opinion on the financial statements that collectively comprise the basic financial statements. The Schedule of Expenditures by Statutory Code is presented for purposes of additional analysis and is not a required part of the basic financial statements. Such information is the responsibility of management and was derived from and relates directly to the underlying accounting and other records used to prepare the basic financial statements. Such information has been subjected to the auditing procedures applied in the audit of the basic financial statements and certain additional procedures, including comparing and reconciling such information directly to the underlying accounting and other records used to prepare the basic financial statements or to the basic financial statements themselves, and other additional procedures in accordance with auditing standards generally accepted in the United States of America. In our opinion, such information is fairly stated, in all material respects, in relation to the basic financial statements as a whole.

*Bansley and Kiener, L.L.P.*

Certified Public Accountants

June 30, 2014

CITY OF CHICAGO, ILLINOIS  
FULLERTON/MILWAUKEE REDEVELOPMENT PROJECT

MANAGEMENT'S DISCUSSION AND ANALYSIS  
(UNAUDITED)

As management of the Fullerton/Milwaukee Tax Increment Redevelopment Project Area (Project), we offer the readers of the Project's financial statements this narrative overview and analysis of the Project's financial performance for the year ended December 31, 2013. Please read it in conjunction with the Project's financial statements, which follow this section.

*Overview of the Financial Statements*

This discussion and analysis is intended to serve as an introduction to the Project's basic financial statements. The Project's basic financial statements include three components: 1) government-wide financial statements, 2) governmental fund financial statements, and 3) notes to the financial statements. This report also contains other supplementary information concerning the Project's expenditures by statutory code.

*Basic Financial Statements*

The basic financial statements include two kinds of financial statements that present different views of the Project – the *Government-Wide Financial Statements* and the *Governmental Fund Financial Statements*. These financial statements also include the notes to the financial statements that explain some of the information in the financial statements and provide more detail.

*Government-Wide Financial Statements*

The government-wide financial statements provide both long-term and short-term information about the Project's financial status and use accounting methods similar to those used by private-sector companies. The statement of net position includes all of the project's assets and liabilities. All of the current year's revenues and expenses are accounted for in the statement of activities regardless of when cash is received or paid. The two government-wide statements report the Project's net position and how they have changed. Net position – the difference between the Project's assets and liabilities – is one way to measure the Project's financial health, or position.

*Governmental Fund Financial Statements*

The governmental fund financial statements provide more detailed information about the Project's significant funds – not the Project as a whole. Governmental funds focus on: 1) how cash and other financial assets can readily be converted to cash flows and 2) the year-end balances that are available for spending. Consequently, the governmental fund statements provide a detailed short-term view that helps determine whether there are more financial resources that can be spent in the near future to finance the Project. Because this information does not encompass the additional long-term focus of the government-wide statements, we provide additional information at the bottom of the statements to explain the relationship (or differences) between them.

CITY OF CHICAGO, ILLINOIS  
FULLERTON/MILWAUKEE REDEVELOPMENT PROJECT

MANAGEMENT'S DISCUSSION AND ANALYSIS  
(UNAUDITED)  
(Continued)

*Notes to the Financial Statements*

The notes provide additional information that is essential to a full understanding of the data provided in the government-wide and governmental fund financial statements. The notes to the financial statements follow the basic financial statements.

*Other Supplementary Information*

In addition to the basic financial statements and accompanying notes, this report also presents a schedule of expenditures by statutory code. This supplementary information follows the notes to the financial statements.

*Condensed Comparative Financial Statements*

The condensed comparative financial statements are presented on the following page.

*Analysis of Overall Financial Position and Results of Operations*

Property tax revenue for the Project was \$4,529,915 for the year. This was a decrease of 20 percent over the prior year. The change in net position produced an increase in net position of \$2,288,373. The Project's net position deficiency decreased by 49 percent from the prior year making it necessary for \$(2,363,293) to be funded in future years. Expenses decreased this year due to the Project's formulation of a redevelopment plan or necessary funding was not substantially complete or available.

*Debt Administration*

General Obligation Bonds (Modern Schools Across Chicago Program) outstanding at December 31, 2013 amounted to \$29,360,000. More detailed information about the Project's long-term liabilities is presented in Note 2 of the financial statements.

CITY OF CHICAGO, ILLINOIS  
FULLERTON/MILWAUKEE REDEVELOPMENT PROJECT

MANAGEMENT'S DISCUSSION AND ANALYSIS  
(UNAUDITED)  
(Concluded)

Government-Wide

	<u>2013</u>	<u>2012</u>	<u>Change</u>	<u>% Change</u>
Total assets	\$ 29,223,285	\$ 29,005,506	\$ 217,779	1%
Total liabilities	<u>31,586,578</u>	<u>33,657,172</u>	<u>(2,070,594)</u>	-6%
Total net position (deficiency)	<u>\$ (2,363,293)</u>	<u>\$ (4,651,666)</u>	<u>\$ 2,288,373</u>	49%
Total revenues	\$ 4,565,224	\$ 6,147,098	\$ (1,581,874)	-26%
Total expenses	<u>2,276,851</u>	<u>5,866,483</u>	<u>(3,589,632)</u>	-61%
Other financing uses	<u>-</u>	<u>415,000</u>	<u>(415,000)</u>	-100%
Changes in net position	<u>2,288,373</u>	<u>(134,385)</u>	<u>2,422,758</u>	1,803%
Ending net position (deficiency)	<u>\$ (2,363,293)</u>	<u>\$ (4,651,666)</u>	<u>\$ 2,288,373</u>	49%

CITY OF CHICAGO, ILLINOIS  
FULLERTON/MILWAUKEE REDEVELOPMENT PROJECT

STATEMENT OF NET POSITION AND  
GOVERNMENTAL FUNDS BALANCE SHEET  
DECEMBER 31, 2013

<u>A S S E T S</u>	<u>Governmental Funds</u>	<u>Adjustments</u>	<u>Statement of Net Position</u>
Cash and investments	\$ 24,182,647	\$ -	\$ 24,182,647
Property taxes receivable	5,008,000	-	5,008,000
Accrued interest receivable	32,638	-	32,638
Total assets	<u>\$ 29,223,285</u>	<u>\$ -</u>	<u>\$ 29,223,285</u>
<u>LIABILITIES AND DEFERRED INFLOWS</u>			
Vouchers payable	\$ 288,180	\$ -	\$ 288,180
Due to other City funds	125,479	-	125,479
Accrued interest payable	28,835	-	28,835
Bonds payable (Note 2):			
Due within one year	-	1,720,000	1,720,000
Due after one year	-	29,424,084	29,424,084
Total liabilities	<u>442,494</u>	<u>31,144,084</u>	<u>31,586,578</u>
Deferred inflows	<u>4,205,610</u>	<u>(4,205,610)</u>	<u>-</u>
<u>FUND BALANCE/NET POSITION</u>			
Fund balance:			
Restricted for debt service	3,094,731	(3,094,731)	-
Restricted for future redevelopment project costs	<u>21,480,450</u>	<u>(21,480,450)</u>	<u>-</u>
Total fund balance	<u>24,575,181</u>	<u>(24,575,181)</u>	<u>-</u>
Total liabilities, deferred inflows and fund balance	<u>\$ 29,223,285</u>		
Net position (deficiency):			
Restricted for economic development projects		10	10
Restricted for debt service		3,123,739	3,123,739
Restricted for future redevelopment project costs		<u>(5,487,042)</u>	<u>(5,487,042)</u>
Total net position (deficiency)		<u>\$ (2,363,293)</u>	<u>\$ (2,363,293)</u>

Amounts reported for governmental activities in the statement of net position are different because:

Total fund balance - governmental funds	\$ 24,575,181
Property tax revenue is recognized in the period for which levied rather than when "available". A portion of the deferred property tax revenue is not available.	4,205,610
Long-term liabilities applicable to the Project's governmental activities are not due and payable in the current period and accordingly are not reported as fund liabilities. All long-term liabilities are reported in the statement of net position.	<u>(31,144,084)</u>
Total net position (deficiency) - governmental activities	<u>\$ (2,363,293)</u>

The accompanying notes are an integral part of the financial statements.

CITY OF CHICAGO, ILLINOIS  
FULLERTON/MILWAUKEE REDEVELOPMENT PROJECT

STATEMENT OF ACTIVITIES AND GOVERNMENTAL FUNDS REVENUES, EXPENDITURES  
AND CHANGES IN FUND BALANCE  
FOR THE YEAR ENDED DECEMBER 31, 2013

	<u>Governmental Funds</u>	<u>Adjustments</u>	<u>Statement of Activities</u>
Revenues:			
Property tax	\$ 5,375,724	\$ (845,809)	\$ 4,529,915
Interest income (loss)	(82,274)	-	(82,274)
Miscellaneous revenue	117,583	-	117,583
Total revenues	<u>5,411,033</u>	<u>(845,809)</u>	<u>4,565,224</u>
Expenditures/expenses:			
Economic development projects	987,470	-	987,470
Debt service:			
Principal retirement	1,520,000	(1,520,000)	-
Interest	1,462,795	(173,414)	1,289,381
Total expenditures/expenses	<u>3,970,265</u>	<u>(1,693,414)</u>	<u>2,276,851</u>
Excess of revenues over expenditures	1,440,768	(1,440,768)	-
Change in net position	-	2,288,373	2,288,373
Fund balance/net position:			
Beginning of year	<u>23,134,413</u>	<u>(27,786,079)</u>	<u>(4,651,666)</u>
End of year	<u>\$ 24,575,181</u>	<u>\$ (26,938,474)</u>	<u>\$ (2,363,293)</u>

Amounts reported for governmental activities in the statement of activities are different because:

Net change in fund balance - governmental funds	\$ 1,440,768
Property tax revenue is recognized in the period for which levied rather than when "available". A portion of the deferred property tax revenue is not available.	(845,809)
Repayment of bond principal is reported as an expenditure in governmental funds and, thus, has the effect of reducing fund balance because current financial resources have been used. For governmental activities, however, the principal payments reduce the liabilities in the statement of net position and do not result in an expense in the statement of activities.	1,520,000
Premium received on the issuance of long-term debt is not accrued in governmental funds, but rather is amortized over the life of the bonds.	<u>173,414</u>
Change in net position - governmental activities	<u>\$ 2,288,373</u>

The accompanying notes are an integral part of the financial statements.



CITY OF CHICAGO, ILLINOIS  
FULLERTON/MILWAUKEE REDEVELOPMENT PROJECT

NOTES TO FINANCIAL STATEMENTS

Note 1 – Summary of Significant Accounting Policies

(a) *Reporting Entity*

In February 2000, the City of Chicago (City) established the Fullerton/Milwaukee Tax Increment Redevelopment Project Area (Project). The area has been established to finance improvements, leverage private investment and create and retain jobs. The Project is accounted for within the capital project, debt service and special revenue funds of the City.

(b) *Government-Wide and Fund Financial Statements*

The accompanying financial statements of the Project have been prepared in conformity with generally accepted accounting principles as prescribed by the Government Accounting Standards Board (GASB). Effective January 2013, GASB Statement No. 63, *Financial Reporting of Deferred Outflows of Resources, Deferred Inflows of Resources, and Net Position*, standardized the presentation of deferred outflows and inflows of resources and their effect on the Project's net position. The financial impact resulting from the implementation of GASB Statement No. 63 is primarily the change in terminology from Net Assets to Net Position. In addition, GASB Statement No. 65, *Items Previously Reported as Assets and Liabilities*, was implemented to establish accounting and financial reporting standards that reclassify as deferred inflows of resources, certain items that were previously reported as liabilities and recognizes, as inflows of resources, certain items that were previously reported as liabilities.

Previously, GASB Statement No. 34 (as amended) was implemented and included the following presentation:

- A Management Discussion and Analysis (MD&A) section providing an analysis of the Project's overall financial position and results of operations.
- Government-wide financial statements prepared using the economic resources measurement focus and the *accrual basis of accounting* for all the Project's activities.
- Fund financial statements, which focus on the Project's governmental funds *current financial resources measurement focus*.

(c) *Measurement Focus, Basis of Accounting and Financial Statements Presentation*

The government-wide financial statements are reported using the *accrual basis of accounting*. Revenues are recorded when earned and expenses are recorded when a liability is incurred regardless of the timing of related cash flows. Property taxes are recognized as revenues in the year for which they are levied.

The governmental fund financial statements are prepared on the *modified accrual basis of accounting* with only current assets and liabilities included on the balance sheet. Under *the modified accrual basis of accounting*, revenues are recorded when susceptible to accrual, i.e., both measurable and available to finance expenditures of the current period. Available means collectible within the current period or soon enough thereafter to be used to pay liabilities of the current period. Property taxes are susceptible to accrual and recognized as a receivable in the year levied. Revenue recognition is deferred unless the taxes are received within 60 days subsequent to year-end. Expenditures are recorded when the liability is incurred.

Private-sector standards of accounting and financial reporting issued prior to December 1, 1989, generally are followed in government-wide financial statements to the extent that those standards do not conflict with or contradict guidance of the Governmental Accounting Standards Board. The City has elected not to follow subsequent private-sector guidance.

CITY OF CHICAGO, ILLINOIS  
FULLERTON/MILWAUKEE REDEVELOPMENT PROJECT

NOTES TO FINANCIAL STATEMENTS  
(Continued)

Note 1 – Summary of Significant Accounting Policies (Concluded)

The preparation of financial statements in conformity with accounting principles generally accepted in the United States of America requires management to make estimates and assumptions that affect the reported amounts of assets and liabilities and disclosure of contingent assets and liabilities at the date of the financial statements and the reported amounts of revenues and expenses during the reporting period. Accordingly, actual results could differ from these estimates.

(d) *Assets, Liabilities and Net Position*

*Cash and Investments*

Cash belonging to the City is generally deposited with the City Treasurer as required by the Municipal Code of Chicago. The City Comptroller issues warrants for authorized City expenditures which represent a claim for payment when presented to the City Treasurer. Payment for all City warrants clearing is made by checks drawn on the City's various operating bank accounts.

The City Treasurer and City Comptroller share responsibility for investing in authorized investments. Interest earned on pooled investments is allocated to participating funds based upon their average combined cash and investment balances.

The City values its investments at fair value or amortized cost. U.S. Government securities purchased at a price other than par with a maturity of less than one year are reported at amortized cost.

*Deferred Inflows*

Deferred inflows represent deferred property tax revenue amounts to be recognized as revenue in future years in the governmental fund financial statements.

*Capital Assets*

Capital assets are not capitalized in the governmental funds but, instead, are charged as current expenditures when purchased. The Government-wide financial statements (i.e., the statement of net position and the statement of changes in net position) of the City includes the capital assets and related depreciation, if any, of the Project in which ownership of the capital asset will remain with the City (i.e. infrastructure, or municipal building). All other construction will be expensed in both the government-wide financial statements and the governmental funds as the City nor Project will retain the right of ownership.

(e) *Stewardship, Compliance and Accountability*

*Illinois Tax Incremental Redevelopment Allocation Act Compliance*

The Project's expenditures include reimbursements for various eligible costs as described in subsection (q) of Section 11-74.4-3 of the Illinois Tax Incremental Redevelopment Allocation Act and the Redevelopment Agreement relating specifically to the Project. Eligible costs include but are not limited to survey, property assembly, rehabilitation, public infrastructure, financing and relocation costs.

*Reimbursements*

Reimbursements, if any, are made to the developer for project costs, as public improvements are completed and pass City inspection. The semi-annual principal and interest payments are made solely from incremental real property taxes, which are paid in the redevelopment district.

CITY OF CHICAGO, ILLINOIS  
FULLERTON/MILWAUKEE REDEVELOPMENT PROJECT

NOTES TO FINANCIAL STATEMENTS  
(Continued)

Note 2 – Bonds Payable

In January 2007, the City issued \$8,735,000 of General Obligation Bonds (Modern Schools Across Chicago Program), Series 2007E at a premium. The bonds have interest rates ranging from 3.60 to 5.00 percent and maturity dates ranging from December 1, 2008 to December 1, 2024. Net proceeds of \$8,735,000 will be used to pay for a portion of the costs for construction, renovation, design and acquisition of elementary and high schools that are part of the school system operated by the Board of Education of the City of Chicago (the "Board") and refund certain outstanding obligations of the Board.

In August 2010, the City issued \$24,490,000 of General Obligation Bonds (Modern Schools Across Chicago Program), Series 2010A and B at a premium. Series B bonds (\$7,545,000) are Build America Bonds. The bonds have interest rates ranging from 3.00 percent to 5.364 percent and maturity dates ranging from December 1, 2011 to December 1, 2024. Net proceeds of \$26,442,557 will be used to pay for a portion of the costs for construction, renovation, design and acquisition of elementary and high schools that are part of the school system operated by the Board (\$25,000,000) and to fund capitalized interest (\$1,442,557). The bonds fund Phase II of the Modern Schools Across Chicago Program.

Long-term liability activity for the year ended December 31, 2013 was as follows:

Beginning balance	\$ 30,880,000
Additions	-
Reductions	<u>(1,520,000)</u>
Subtotal	29,360,000
Plus unamortized premium	<u>1,784,084</u>
Ending balance	<u>\$ 31,144,084</u>
Amounts due within one year	<u>\$ 1,720,000</u>

The principal aggregate maturities of the bonds are as follows:

<u>Year Ending</u> <u>December 31,</u>	<u>Series 2007</u>	<u>Series 2010A</u>	<u>Series 2010B</u>	<u>Total</u>
2014	\$ 420,000	\$ 1,300,000	\$ -	\$ 1,720,000
2015	440,000	1,450,000	-	1,890,000
2016	460,000	1,565,000	-	2,025,000
2017	560,000	1,720,000	-	2,280,000
2018	580,000	1,875,000	-	2,455,000
2019-2023	3,825,000	6,650,000	5,175,000	15,650,000
2024	<u>970,000</u>	<u>-</u>	<u>2,370,000</u>	<u>3,340,000</u>
Total	<u>\$7,255,000</u>	<u>\$14,560,000</u>	<u>\$7,545,000</u>	<u>\$29,360,000</u>

CITY OF CHICAGO, ILLINOIS  
FULLERTON/MILWAUKEE REDEVELOPMENT PROJECT

NOTES TO FINANCIAL STATEMENTS  
(Concluded)

Note 2 – Bonds Payable (Concluded)

The interest aggregate maturities of the bonds are as follows:

<u>Year Ending</u> <u>December 31,</u>	<u>Series 2007</u>	<u>Series 2010A</u>	<u>Series 2010B</u>	<u>Total</u>
2014	\$ 346,025	\$ 692,750	\$ 364,964	\$1,403,739
2015	330,275	632,300	364,964	1,327,539
2016	308,275	559,800	364,964	1,233,039
2017	290,450	487,900	364,964	1,143,314
2018	268,750	419,100	364,964	1,052,814
2019-2023	851,500	1,056,000	1,380,963	3,288,463
2024	<u>48,500</u>	<u>-</u>	<u>120,015</u>	<u>168,515</u>
Total	<u>\$2,443,775</u>	<u>\$3,847,850</u>	<u>\$3,325,798</u>	<u>\$9,617,423</u>

Note 3 – Commitments

The City has pledged certain amounts solely from available excess incremental taxes to provide financial assistance to a developer under the terms of a redevelopment agreement for the purpose of paying costs of certain eligible redevelopment project costs.

As of December 31, 2013, the Project has entered into contracts for approximately \$171,000 for services and construction projects.

SUPPLEMENTARY INFORMATION

CITY OF CHICAGO, ILLINOIS  
FULLERTON/MILWAUKEE REDEVELOPMENT PROJECT  
SCHEDULE OF EXPENDITURES BY STATUTORY CODE

Code Description

Costs of studies, surveys, development of plans and specifications, implementation and administration of the redevelopment plan including but not limited to staff and professional service costs for architectural, engineering, legal, marketing	\$ 134,921
Costs of rehabilitation, reconstruction or repair or remodeling of existing public or private buildings and fixtures	364,104
Costs of the construction of public works or improvements	470,445
Costs of job training and retraining projects	18,000
Costs of financing, including but not limited to all necessary and incidental expenses related to the issuance of obligations and which may include payment of interest on any obligations issued hereunder accruing during the estimated period of construction of any redevelopment project for which such obligations are issued and for not exceeding 36 months thereafter and including reasonable reserves related thereto	<u>2,982,795</u>
	<u>\$ 3,970,265</u>



O'HARE PLAZA  
8745 WEST HIGGINS ROAD TEL: (312) 263-2700  
SUITE 200 FAX: (312) 263-6935  
CHICAGO, ILLINOIS 60631 WWW.BK-CPA.COM

INDEPENDENT AUDITOR'S REPORT

The Honorable Rahm Emanuel, Mayor  
Members of the City Council  
City of Chicago, Illinois

We have audited, in accordance with auditing standards generally accepted in the United States of America, the financial statements of Fullerton/Milwaukee Redevelopment Project of the City of Chicago, Illinois, which comprise the statement of net position and governmental funds balance sheet as of December 31, 2013, and the related statement of activities and governmental funds revenues, expenditures and changes in fund balance for the year then ended, and the related notes to the financial statements, and we have issued our report thereon dated June 30, 2014.

In connection with our audit, nothing came to our attention that caused us to believe that the Project failed to comply with the regulatory provisions in Subsection (q) of Section 11-74.4-3 of the Illinois Tax Increment Allocation Redevelopment Act and Subsection (o) of Section 11-74.6-10 of the Illinois Industrial Jobs Recovery Law as they relate to the eligibility for costs incurred incidental to the implementation of the Fullerton/Milwaukee Redevelopment Project of the City of Chicago, Illinois.

However, our audit was not directed primarily toward obtaining knowledge of such noncompliance. Accordingly, had we performed additional procedures, other matters may have come to our attention regarding the Project's noncompliance with the above referenced regulatory provisions, insofar as they relate to accounting matters.

This report is intended for the information of the City of Chicago's management. However, this report is a matter of public record, and its distribution is not limited.

*Bansley and Kiener, L.L.P.*

Certified Public Accountants

June 30, 2014

INTERGOVERNMENTAL AGREEMENTS  
FY 2013

A list of all intergovernmental agreements in effect in FY 2013 to which the municipality is a part, and an accounting of any money transferred or received by the municipality during that fiscal year pursuant to those intergovernmental agreements. [65 ILCS 5/11-74.4-5 (d) (10)]

Name of Agreement	Description of Agreement	Amount Transferred Out	Amount Received
Avondale Irving Park Elementary School	Improvements to school	9,840	