



ONE CHICAGO 2019-23 HOUSING PLAN

HOUSING STRATEGIES FOR A THRIVING CITY

2019 FOURTH QUARTER
PROGRESS REPORT
OCTOBER-DECEMBER



Lori E. Lightfoot, Mayor
City of Chicago




LETTER FROM THE COMMISSIONER

We are pleased to submit the 2019 Fourth Quarter Progress Report, which presents the Department of Housing's (DOH) progress on the goals set forth in *One Chicago: Housing Strategies for a Thriving City*, the City's sixth Five-Year Housing Plan since 1994. DOH has now completed our first year under the 2019-23 plan, which establishes a \$1.4 billion framework for City housing initiatives, coordinating support for approximately 40,000 residential units citywide.

For the full year 2019, the City committed \$214.5 million in resources to create, improve or preserve 5,592 units of housing across Chicago. We also provided \$18.0 million in rental subsidies from the Low Income Housing Trust Fund to directly support 2,732 units serving very low-income households at risk of homelessness.

During the fourth quarter the Department launched a new task force charged with recommending improvements to the Affordable Requirements Ordinance (ARO) and broader inclusionary housing policies for expanding the availability of affordable options in all neighborhoods. In addition, we unveiled the *ARO Dashboard*—a new, interactive, user-friendly tool on our website designed to make affordable housing data more transparent and accessible to the public.

The ARO task force and dashboard are both expressions of Mayor Lightfoot's commitment to greater accountability and transparency across City government. Together, they will help us boost affordable housing production citywide and create innovative options that provide every Chicagoan the opportunity to live safely, securely, and affordably, regardless of income level, race or age.



Marisa Novara
Commissioner
Department of Housing



TABLE OF CONTENTS

Introduction	1
Creation and Preservation of Affordable Rental Units	2
Multi-family Rehab and New Construction	2
Approvals and Closings in 2019	5
Updates to Previously Reported Developments	6
Promotion and Support of Homeownership	7
Improvement and Preservation of Homes	8
Policy, Legislative Affairs and Other Issues	8
Success Stories	12

APPENDICES

1. 2019 Estimates of Production by Income Level	11. Multi-family Housing Revenue Bonds
2. Commitments and Production Comparison to Plan	12. Chicago Low Income Housing Trust Fund Commitments
3. Production by Income Level	13. Troubled Buildings Initiative I (Multi-family)
4. Summaries of Approved Multi-family Developments	14. TIF Neighborhood Improvement Program (Single-family)
• Hope Manor Village	15. Historic Chicago Bungalow Initiative
• Parkside Four Phase II	16. Neighborhood Lending Program
• Roosevelt Road Veterans Housing	17. AHOF / MAUI Allocations and Commitments
5. Units with Accessible Features in Approved Multi-family Developments	18. Affordable Requirements Ordinance
6. Multi-family Development Closings	19. Density Bonus Commitments
7. Multi-family Loan Commitments	20. CHA “Plan for Transformation” Commitments
8. Multi-family TIF Commitments	
9. Low Income Housing Tax Credit Commitments	
10. Illinois Affordable Housing Tax Credit Commitments	

REFERENCE

1. Chicago Metropolitan Area Median Incomes
2. City of Chicago Maximum Affordable Monthly Rent





INTRODUCTION

This document is the 2019 Fourth Quarter Progress Report on the Chicago Department of Housing's 2019-23 housing plan, *One Chicago: Housing Strategies for a Thriving City*.

For 2019 DOH projected commitments of more than \$265 million to create or preserve over 5,700 units of housing. In addition, the City committed to provide nearly \$18 million in rental subsidies from the Low Income Housing Trust Fund to support 2,700 units serving households at less than 30% of area median income.

For the full year of 2019, the Department committed nearly \$215 million in funding to create or preserve 5,592 units, which represents 98% of the 2019 unit goal and 81% of the resource allocation goal.



CREATION AND PRESERVATION OF AFFORDABLE RENTAL UNITS

In 2019 the Department of Housing projected commitments of over \$217 million to create or preserve nearly 3,000 units of affordable rental housing. DOH initiatives support new construction along with rehab of abandoned or deteriorated properties.

For the full year, DOH committed \$179.9 million in resources to create or preserve 3,196 units. These numbers represent 108% of the 2019 multi-family unit goal and 83% of the multi-family resource allocation goal.

Multi-family Rehab and New Construction

Hope Manor Village

A 36-unit affordable housing development for veterans and their families will be built in Englewood as a result of a financial package approved by the City Council on October 16. **Hope Manor Village** will consist of sixteen two- and three-flat buildings to be erected on sites in the 5900 and 6100 blocks of South Peoria Street, the 5900 and 6000 blocks of South Green Street and the 6100 block of South Sangamon Street, all in the 16th Ward.



The units will be two-bedroom apartments offered to households of veterans earning no more than 60 percent of area median income. Ten of the units will receive rental assistance from the Chicago Low Income Housing Trust Fund and will be affordable at up to 30 percent of AMI.

City support for the \$14.5 million project, to be developed by Volunteers of America of Illinois, will include a \$3.2 million multi-family loan and the donation of sixteen City-owned lots. Other funding sources include: \$1.1 million in

Low Income Housing Tax Credits from the Illinois Housing Development Authority (IHDA) that will generate \$10.1 million in equity; grants from Home Depot and Federal Home Loan Bank; and conventional financing.

Hope Manor Village will be constructed in the blocks surrounding Hope Manor II, a 73-unit supportive housing complex for homeless veterans and their families. That project, which opened in 2014, was built by the same developer also with City financial support.

Parkside Four Phase II

Also on October 16 the City Council approved construction of a \$43.5 million, mixed-income rental development at a former public housing site on the Near North Side.

Parkside Four Phase II will contain 102 units located in three-story walk-ups and a seven-story mid-rise planned for the 500 to 700 blocks of West Elm, Hobbie and Oak Streets in the 27th Ward. It represents the final rental phase of Parkside of Old Town, a mixed-income project that has been under development since 2006 by Parkside Associates LLC on land once occupied by the CHA's Cabrini-Green Homes



To date, Parkside Associates—a partnership between Holsten Real Estate Development and the Cabrini-Green LAC Community Development Corporation—has created 148 affordable, 269 market-rate and 175 public housing units under CHA's "Plan Forward" initiative. This next phase will include 35 units for CHA tenants, 31 affordable units and 36 market-rate units. Apartment sizes will range from studios up to four bedrooms.

City financial support will include up to \$30 million in Mortgage Revenue Bonds, \$9.5 million in Tax Increment Financing (TIF) assistance, \$9.8 million in Low Income Housing Tax Credit equity, and a \$2 million multi-family loan. Other funding will include a \$15.7 million CHA loan, \$4.8 million in Donations Tax Credit equity, an \$8 million private mortgage loan, and a \$417,000 Commonwealth Edison grant.



Roosevelt Road Veterans Housing

A \$21.1 million, all-affordable apartment building for homeless and disabled veterans will be developed on a vacant site in North Lawndale through financial measures approved on November 19 by the City Council.

Roosevelt Road Veterans Housing, to be constructed at 2920 West Roosevelt Road in the 28th Ward, will contain 88 studios and 2 one-bedroom apartments for veterans at or below 60 percent of AMI. All ninety units will receive Veteran's Administration Supportive Housing Vouchers from CHA or rental subsidies from the Chicago Low Income Housing Trust Fund, ensuring that no tenant pays more than 30 percent of their income for rent.

The developer, A Safe Haven Foundation, is a nonprofit that since 1994 has provided housing, job training and additional services to veterans and others struggling with poverty, homelessness and drug or alcohol addiction. Supportive services and case managers will be provided to residents on site.

City support for the project includes \$4.5 million in TIF financing, a \$430,000 multi-family loan and the donation of seven City-owned vacant lots valued at \$875,000. Other funding sources include \$500,000 from the Home Depot Foundation, a \$133,600 Commonwealth Edison Energy grant, \$404,000 in Illinois Donation Tax Credits, and \$1.2 million in IHDA Low-Income Housing Tax Credits that will generate \$11 million in equity.





Multi-family Developments: Approvals and Closings in 2019

Development	Ward	Units	Approval Date	Closing Date
Montclare Senior Residences of Englewood	16	102	2017	2/19/2019
Johnson and Butler-Lindon Apartments	20	106	2018	1/31/2019
Montclare Senior Residences of Calumet Heights	8	134	2018	4/23/2019
Warren Apartments	27	75	2018	4/24/2019
Cicero Senior Lofts	14	62	1/23/2019	3/25/2019
Sarah's on Sheridan	46	38	4/10/2019	7/25/2019
Southbridge – Phase 1	3	206	6/12/2019	--
Paseo Boricua Arts Building	26	24	6/12/2019	--
Hope Manor Village	16	36	10/16/2019	--
Parkside Four Phase II	27	102	10/16/2019	--
Roosevelt Road Veterans Housing	28	90	11/19/2019	--



Updates to Previously Reported Developments

Lathrop Homes Redevelopment Marks Milestone

On October 15 Commissioner Novara joined with Ald. La Spata (1st), CHA officials, the project's developers and community stakeholders to celebrate completion of the first phase of the mixed-income redevelopment of the landmark Julia C. Lathrop Homes public housing complex.



Lathrop Homes Phase I includes the full rehab of sixteen existing buildings and construction of one new building, resulting in a total of 413 units on both sides of Diversey Parkway west of Clybourn and Damen Avenues. The developer is Lathrop Community Partners LLC, a joint venture of three experienced affordable housing providers—Related Midwest, Heartland Housing and Bickerdike Redevelopment

Corporation—that collectively have produced more than 7,500 affordable units. The City provided \$3 million in Low Income Housing Tax Credits that generated \$30 million in equity for the \$176 million project.



The rehabbed buildings, located north of Diversey, received reconfigured and modernized unit layouts, energy-efficient mechanical systems, central air conditioning, and major exterior repairs. On the south side of Diversey

a six-story, 59-unit apartment building was erected. Altogether, Phase I contains a total of 161 CHA replacement, 91 affordable and 161 market-rate units. The developers also created a half-mile river walk and restored Lathrop's two-acre "great lawn," which was originally designed by renowned landscape architect Jens Jensen. These amenities are now open to the public.

Constructed in 1938 and named a national landmark in 2012, Lathrop Homes originally contained more than 900 units occupying 32 acres in the North Center and Lincoln Park communities. When redevelopment is complete, the site will house over 1,100 units—of which 30% will be CHA replacement and 20% affordable—along with eleven acres of parkland and up to 50,000 square feet of retail space. The Lathrop revitalization is part of the CHA's Plan Forward, the follow-up to their Plan for Transformation that has guided the agency's work since 2000.





PROMOTION AND SUPPORT OF HOMEOWNERSHIP

In 2019 the Department of Housing projected commitments of almost \$29 million to help nearly 560 households achieve or sustain homeownership. DOH initiatives support the construction of new homes, the acquisition and rehab of deteriorated and abandoned properties and financing programs for home purchase and rehabilitation.

For the full year, DOH committed \$18.1 million to support 497 units. These numbers represent 89% of the 2019 homeownership unit goal and 62% of the homeownership resource allocation goal.

CCLT Pilot Program Targets Affordable Homes In Regentrifying Neighborhoods

A \$3 million Chicago Community Land Trust (CCLT) pilot program designed to create affordable housing and combat displacement in six gentrifying neighborhoods was approved on October 16 by the City Council.

The **Affordable Homeownership and Housing Pilot Program** (AHHP) marks a significant new chapter for the Chicago Community Land Trust. For the first time since the CCLT's inception in 2006, the City will directly commit funds for the Trust to acquire new properties. In consultation with analysts at the Voorhees Center of the University of Illinois at Chicago, the Trust has identified six Community Areas where such acquisitions can best preserve affordable housing for low- and moderate-income Chicagoans in the face of gentrification. These communities where properties will be acquired are: Woodlawn, East Garfield Park, Hermosa, Humboldt Park, Pilsen and Little Village.

The AHHP legislation also allows Chicago homeowners to "opt in" to the Land Trust—an opportunity that will be open to homeowners in any neighborhood, not just the target areas under the pilot program. Homeowners who opt in will qualify for substantial property tax savings in exchange for a legal commitment that their home will be offered at an affordable price when they decide to sell. In addition, homeowners in the AHHP target areas who opt in to the CCLT are eligible for up to \$25,000 in home improvement grants.





IMPROVEMENT AND PRESERVATION OF HOMES

In 2019 the Department of Housing projected commitments of almost \$19 million to assist nearly 2,200 households repair, modify or improve their homes. DOH initiatives support emergency repairs, energy efficiency improvements and financing programs to help existing homeowners keep their homes.

For the full year, DOH committed \$16.5 million in resources to support 1,899 units. These numbers represent 87% of the 2019 improvement and preservation unit goal and 88% of the improvement and preservation resource allocation goal.

POLICY, LEGISLATIVE AFFAIRS AND OTHER ISSUES

Inclusionary Housing Task Force Will Recommend Improvements to ARO

The Department of Housing on October 14 announced the creation of a new task force that will work with City housing officials to evaluate the Affordable Requirements Ordinance (ARO) and recommend improvements to this critical tool for the creation and equitable distribution of affordable housing throughout Chicago. The



Inclusionary Housing Task Force is charged with answering questions such as what percentages and levels of affordability are appropriate to require; whether these requirements and associated in-lieu fees, if applicable, should apply evenly across the city; how to treat off-site units; and other key issues.

The Task Force members were named by Mayor Lightfoot and Commissioner Novara on November 20, led by three co-chairs—Juan Sebastian Arias of the Metropolitan Planning Council, Tony Smith of PNC Bank and Stacie Young of The Preservation Compact—along with three aldermanic co-chairs—Byron Sigcho-Lopez (25), Walter Burnett (27) and Harry Osterman (48). The twenty members include experts on public health, homelessness, affordable housing finance, disability rights, labor and affordable and market-rate development.

“This group of stakeholders will be instrumental in ensuring that this vital tool is updated to better address the City’s affordable housing shortage,” said Mayor Lightfoot. “As we work toward a more equitable city, the Inclusionary Housing Task Force will [help us ensure] that affordable housing options are located throughout Chicago’s 77 communities.”

The Task Force held their first meeting on December 12. They will reconvene once a month for up to six months, as the City seeks to develop new policies to address a citywide affordable housing shortage and Chicago’s legacy of racial and economic segregation. In support of this work, DOH will conduct community-based Focus Groups to obtain additional feedback on inclusionary housing policies.

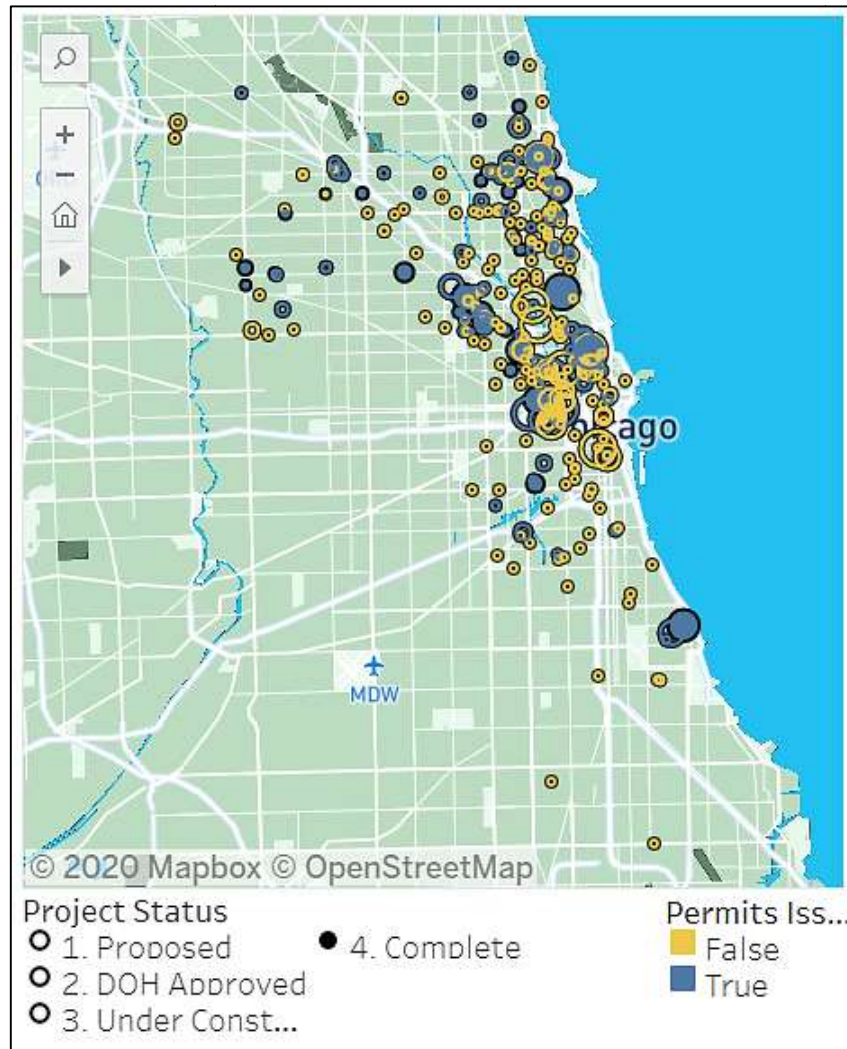


ARO Dashboard Brings New Transparency To City’s Affordable Housing Data

On November 7 DOH unveiled a new, interactive, user-friendly tool designed to make Chicago’s affordable housing data more transparent and accessible than ever before. The **ARO Dashboard** features data never previously released to the public on progress under the Affordable Requirements Ordinance (ARO), one of the City’s key resources for the expansion of affordable housing.

The Affordable Requirements Ordinance mandates the creation of affordable units in residential development projects that receive financial assistance from the City, require a zoning change or utilize City-owned land. Between 2005 and 2019, the ARO produced more than 1,000 affordable units and generated nearly \$130 million for AHOF, which will in turn enable the creation or preservation of thousands of additional units. The ARO Dashboard provides up-to-date information on all affordable units created under the ordinance, presenting the data geographically and visually.

“This new dashboard is another example of Mayor Lightfoot’s commitment to transparency and accountability across City government,” DOH Commissioner Marisa Novara said. “We are bringing forward data that previously was not easily accessible or understandable and not in one place. The dashboard informs about past projects, as well as provides information to help shape the future of affordable housing in Chicago.”



The dashboard's two datasets will also play a key role in informing the work of the new Inclusionary Housing Task Force. The primary dataset covers unit production, including the number of units approved and completed in each Community Area, breakdowns of units by size and income level served, and current project status. Dashboard users can access these breakdowns citywide, by Community Area or by individual project.

A second dataset focuses on the Affordable Housing Opportunity Fund (AHOF), reporting developers' payments of in-lieu fees into the fund by year and community area. AHOF investments are also broken out, both geographically and by spending goal (such as affordable housing production or rental subsidies).

You can explore the new dashboard at:

<https://public.tableau.com/profile/chicagodoh#!/vizhome/ChicagoAffordableRequirementsOrdinanceDashboard/ARODashboard>



Fifteenth Annual Rents Right Housing Expo

On October 19 the **Fifteenth Annual Rents Right Housing Expo** once again provided a convenient, one-stop opportunity for Chicago landlords and renters to talk to experts and meet with City agencies, housing advocates and attorneys. Sponsored by the Department of Housing and the Chicago Rents Right Committee, the expo delivered practical information about financial literacy, repairing credit, rental rights for immigrants, recent building code updates and other topics of interest to building owners and tenants.



The free event was hosted by the University of Chicago School of Social Work Administration, located at 969 E. 60th Street. Participating agencies included several City departments, Lawyers' Committee for Better Housing, Metropolitan Tenants Organization, Community Investment Corporation, Access Living and a wide range of other organizations concerned with rental housing issues.



Bilingual workshops covered topics such as: rights and responsibilities under the Residential Landlord and Tenant Ordinance; how new legal protections for immigrants and ex-offenders affect landlords and tenants; and building code and public health questions. Multiple raffles and giveaways were also offered.



SUCCESS STORIES

Troubled Buildings Initiative — Condo



6711 S. Paxton Avenue

- **4-unit condominium, now converted to rental**
- **Entered TBI program:** January 2017
- **Receiver:** Community Investment Initiatives (CII)
- **Buyer/Developer:** Wabash Real Estate
- **Sale price:** \$190,000
- **Current status:** Rehabbed and fully rented out



Due to extensive deferred maintenance and title issues, this four-story walk-up in South Shore had become vacant and was no longer viable as a condo. In January 2017, CII was appointed receiver to secure the building and find an experienced rehabber who could operate it as an affordable rental property. Before ownership could be transferred, CII had to decommission an illegal basement apartment and resolve all title issues. In May 2018, the building was sold to Wabash Real Estate, who completed rehab work in November 2019 and has now rented out all four apartments to families at or below 80% of AMI.

APPENDICES

Department of Housing 2019 ESTIMATED PRODUCTION BY INCOME LEVEL

HOUSING ASSISTANCE INITIATIVES	TOTAL FUNDS ANTICIPATED	UNITS BY INCOME LEVEL						TOTAL UNITS		
		Below 15%	Below 30%	Below 50%	Below 60%	Below 80%	81-100%		Over 100%	
TO CREATE AND PRESERVE AFFORDABLE RENTAL HOUSING										
MULTI-FAMILY REHAB AND NEW CONSTRUCTION										
Low Income Housing Tax Credit Equity										
	\$85,000,000									
	\$67,000,000									
	\$18,000,000									
Housing Revenue Bonds	\$	60,000,000								
Multi-family Loans	\$	26,300,000								
	\$12,000,000									
	\$5,000,000									
	\$9,300,000									
	-									
TIF Subsidies	\$	31,000,000								
Illinois Affordable Housing Tax Credit Equity	\$	2,900,000								
City Land	\$	2,000,000								
MAUI Capital Funds	\$	-								
Subtotal, Multi-family Rehab and New Construction	\$	207,200,000	23	113	351	454	34	25	41	1,040
OTHER MULTI FAMILY INITIATIVES										
Affordable Requirements Ordinance	\$	-	-	-	300	-	-	-	-	300
Preservation of Existing Affordable Rental (P.E.A.R.)	\$	2,000,000	-	-	15	20	5	-	-	20
Heart Receiver Program	\$	1,200,000	50	121	244	56	29	-	-	500
Troubled Buildings Initiative -- Multi-family	\$	1,940,000	-	44	131	75	438	62	-	750
TIF Purchase + Rehab -- Multi-family	\$	3,500,000	-	-	42	-	-	-	-	42
Flexible Housing Subsidy Pool	\$	500,000	10	10	-	-	-	-	-	20
Opportunity Investment Fund	\$	1,000,000	-	-	60	-	-	-	-	300
Subtotal, Other Multi-family Initiatives	\$	10,140,000	60	175	477	446	472	62	240	1,932
TOTAL, AFFORDABLE RENTAL CREATION AND PRESERVATION	\$	217,340,000	83	288	828	900	506	87	281	2,972
		Income distribution (by % of all units)	3%	10%	28%	30%	17%	3%	9%	100%
RENTAL ASSISTANCE										
Rental Subsidy Program (AHOF + MAUI)	\$	17,580,943	1,362	1,361	-	-	-	-	-	2,723

Department of Housing 2019 ESTIMATED PRODUCTION BY INCOME LEVEL

HOUSING ASSISTANCE INITIATIVES	TOTAL FUNDS ANTICIPATED	UNITS BY INCOME LEVEL						TOTAL UNITS
		Below 15%	Below 30%	Below 50%	Below 60%	Below 80%	81-100%	
TO PROMOTE AND SUPPORT HOMEOWNERSHIP								
Chicago Community Land Trust -- ARO-generated units	\$ -	-	-	-	-	-	12	15
Chicago Community Land Trust -- Non-ARO units	\$ 3,000,000	-	-	-	-	2	20	25
Building Neighborhoods and Affordable Homes	\$ -	-	-	-	-	-	-	-
Negotiated Sales of City Land	\$ -	-	-	-	-	-	-	10
City Lots for Working Families	\$ 40,000	-	-	-	-	-	-	8
Home Buyer Assistance Program (CIT)	\$ 600,000	-	-	-	-	-	55	45
Community Connections	\$ 450,000	-	-	-	-	-	-	15
Troubled Buildings Initiative -- Single-family	\$ 1,815,000	-	-	-	150	-	-	150
Troubled Buildings Initiative -- Condo	\$ 600,000	-	-	-	-	10	-	10
Preserving Communities Together	\$ 45,000	-	-	-	-	10	-	10
TIF Purchase + Rehab -- Single-family	\$ 3,000,000	-	-	-	-	-	48	48
TaxSmart	\$ 17,000,000	-	-	3	7	20	20	50
Neighborhood Lending Program -- Purchase / Purchase+Rehab Loans	\$ 2,400,000	-	-	1	3	6	5	20
TOTAL, HOMEOWNERSHIP PROGRAMS	\$ 28,950,000	0%	0%	1%	29%	9%	160	187
Income distribution (by % of all units)		0%	0%	1%	29%	9%	29%	33%
TO IMPROVE AND PRESERVE HOMES								
Roof and Porch Repairs	\$ 5,200,000	7	67	204	73	49	-	400
Emergency Heating Repairs	\$ 900,000	-	24	40	22	14	-	100
SARTS (Small Accessible Repairs for Seniors)	\$ 2,011,065	58	216	174	40	29	-	517
TIF-NIP -- Single-family	\$ 1,500,000	4	19	24	12	23	16	100
Neighborhood Lending Program -- Home Improvement Loans/Grants	\$ 600,000	-	-	-	-	12	14	40
Neighborhood Lending Program -- Home Ownership Preservation Loans	\$ 650,000	-	-	-	-	1	2	5
AHOF Home Improvement Program	\$ 500,000	-	-	-	-	-	6	16
Historic Bungalow Initiative / Energy Savers	\$ 7,500,000	20	93	98	166	292	39	1,000
TOTAL, HOME PRESERVATION PROGRAMS	\$ 18,861,065	89	419	540	313	420	330	67
Income distribution (by % of all units)		4%	19%	25%	14%	19%	15%	3%
TOTAL, ALL CREATION AND PRESERVATION INITIATIVES	\$ 265,151,065	172	707	1,372	1,373	974	577	535
Income distribution (by % of all units)		3%	12%	24%	24%	17%	10%	9%
GRAND TOTAL, INCLUDING RENTAL ASSISTANCE	\$ 282,732,008	1,534	2,068	1,372	1,373	974	577	8,432

DELEGATE AGENCY INITIATIVES	TOTAL FUNDS ANTICIPATED	TOTAL HOUSEHOLDS
Technical Assistance Centers -- Citywide	\$ 835,000	18,000
Technical Assistance Centers -- Community	\$ 600,000	25,000
Foreclosure Prevention Housing Counseling Centers	\$ 610,000	700
Housing Counseling Centers	\$ 728,000	5,000
TOTAL, DELEGATE AGENCY INITIATIVES	\$ 2,773,000	48,700

Department of Housing
COMMITMENTS AND PRODUCTION: COMPARISON TO PLAN
 January 1 - December 31, 2019

HOUSING ASSISTANCE INITIATIVES		TOTAL FUNDS ANTICIPATED		2019 COMMITMENTS							PROJECTED UNITS		2019 UNITS SERVED				% of Goal
				First Quarter	Second Quarter	Third Quarter	Fourth Quarter	FINAL TOTAL	% of Goal	First Quarter	Second Quarter	Third Quarter	Fourth Quarter	FINAL TOTAL			
TO CREATE AND PRESERVE AFFORDABLE RENTAL HOUSING																	
MULTI-FAMILY REHAB AND NEW CONSTRUCTION																	
Low-income Housing	9% Credits	\$ 67,000,000	\$ 16,462,400	\$ 15,226,477	\$ -	\$ 21,191,468	\$ 52,880,345	78.9%	14	6	-	-	228	558	53.7%		
Tax Credit Equity	4% Credits	\$ 18,000,000	\$ -	\$ 11,316,864	\$ -	\$ 9,921,701	\$ 21,238,565	118.0%	48	6	-	-	54	-	-		
Mortgage Revenue Bonds	HOME	\$ 60,000,000	\$ -	\$ 6,000,000	\$ -	\$ 30,000,000	\$ 36,000,000	60.0%	14	8	-	-	74	-	-		
	CDBG	\$ 12,000,000	\$ 2,300,000	\$ 7,168,212	\$ -	\$ 5,580,203	\$ 15,048,415	125.4%	62	12	-	-	-	-	-		
	AHOF	\$ 5,000,000	\$ -	\$ -	\$ -	\$ -	\$ -	0.0%	-	-	-	-	-	-	-		
	TIF/Other	\$ 9,300,000	\$ -	\$ 1,600,000	\$ -	\$ -	\$ 1,600,000	17.2%	-	-	-	-	-	-	-		
		\$ -	\$ -	\$ -	\$ -	\$ -	\$ -	-	-	-	-	-	-	-	-		
TIF Subsidies		\$ 31,000,000	\$ -	\$ 24,745,304	\$ -	\$ 14,000,000	\$ 38,745,304	125.0%	-	-	-	-	-	-	-		
Illinois Affordable Housing Tax Credit Equity		\$ 2,900,000	\$ -	\$ 3,639,909	\$ -	\$ 5,185,554	\$ 8,825,463	304.3%	-	-	-	-	-	-	-		
City Land		\$ 2,000,000	\$ -	\$ -	\$ -	\$ 900,500	\$ 900,500	45.0%	-	-	-	-	-	-	-		
MAUI Capital Funds		\$ -	\$ -	\$ -	\$ -	\$ -	\$ -	-	-	-	-	-	-	-	-		
Units w/ Accessible Features: Rehab & New Construction	Type A Type B Hearing/Vision Impaired								14	6	-	-	20	54	-		
	Total Accessible Units								48	6	-	-	54	-	-		
									14	8	-	-	22	74	-		
									62	12	-	-	74	-	-		
Subtotal, Multi-family Rehab and New Construction		\$ 207,200,000	\$ 18,762,400	\$ 69,696,766	\$ -	\$ 86,779,426	\$ 175,238,592	84.6%	1,040	268	-	228	558	53.7%			
OTHER MULTI-FAMILY INITIATIVES																	
Affordable Requirements Ordinance		\$ 2,000,000	\$ -	\$ -	\$ -	\$ -	\$ -	0.0%	300	94	84	35	28	241	80.3%		
Preservation of Existing Affordable Rental (P.E.A.R.)		\$ 1,200,000	\$ 250,000	\$ 250,000	\$ 175,000	\$ 225,000	\$ 900,000	75.0%	20	-	-	-	-	-	0.0%		
Heat Receiver Program		\$ 1,940,000	\$ 407,938	\$ 436,137	\$ 649,726	\$ 1,067,251	\$ 2,561,052	132.0%	500	445	44	1	382	872	174.4%		
Troubled Buildings Initiative -- Multi-family		\$ 3,500,000	\$ -	\$ -	\$ -	\$ -	\$ -	0.0%	750	280	425	544	128	1,377	183.6%		
TIF Purchase+Rehab -- Multi-family		\$ 500,000	\$ -	\$ -	\$ -	\$ -	\$ -	0.0%	42	-	-	-	-	-	0.0%		
Flexible Housing Subsidy Pool		\$ 1,000,000	\$ 1,005,900	\$ 185,667	\$ -	\$ -	\$ 1,191,567	119.2%	20	-	-	-	-	-	0.0%		
Opportunity Investment Fund		\$ 10,140,000	\$ 1,663,838	\$ 871,804	\$ 824,726	\$ 1,292,251	\$ 4,652,619	45.9%	300	129	19	-	148	49.3%			
Subtotal, Other Multi-family Initiatives		\$ 217,340,000	\$ 20,426,238	\$ 70,568,570	\$ 824,726	\$ 88,071,677	\$ 179,891,211	82.8%	2,972	948	572	580	766	3,196	107.5%		
TOTAL, AFFORDABLE RENTAL CREATION AND PRESERVATION									1,932	1,010	840	580	538	2,638	136.5%		
RENTAL ASSISTANCE																	
Rental Subsidy Program *		\$ 17,580,943	\$ -	\$ -	\$ -	\$ -	\$ 17,957,904	102.1%	2,723	-	-	-	-	2,732	100.3%		

* Rental Subsidy Program commitments and units are reported on an annualized basis

Department of Housing
COMMITMENTS AND PRODUCTION: COMPARISON TO PLAN
 January 1 - December 31, 2019

HOUSING ASSISTANCE INITIATIVES	TOTAL FUNDS ANTICIPATED	2019 COMMITMENTS					PROJECTED UNITS	2019 UNITS SERVED				% of Goal		
		First Quarter	Second Quarter	Third Quarter	Fourth Quarter	FINAL TOTAL		% of Goal	First Quarter	Second Quarter	Third Quarter		Fourth Quarter	FINAL TOTAL
TO PROMOTE AND SUPPORT HOMEOWNERSHIP														
Chicago Community Land Trust -- ARO-generated units	\$ 3,000,000	\$ -	\$ -	\$ -	\$ -	\$ -	15	10	12	-	3	25	166.7%	
Chicago Community Land Trust -- Non-ARO units	\$ -	\$ -	\$ -	\$ -	\$ -	\$ -	25	-	-	-	-	-	0.0%	
Building Neighborhoods and Affordable Homes	\$ -	\$ -	\$ -	\$ -	\$ -	\$ -	-	-	-	-	-	-	-	
Negotiated Sales of City Land	\$ -	\$ -	\$ -	\$ -	\$ -	\$ -	10	-	-	22	-	22	220.0%	
City Lots for Working Families	\$ 40,000	\$ 16,900	\$ -	\$ -	\$ -	\$ 16,900	8	10	-	-	-	10	125.0%	
Home Buyer Assistance Program (Chicago Infrastructure Trust)	\$ 600,000	\$ 55,567	\$ 41,062	\$ 67,609	\$ 101,652	\$ 265,890	100	8	6	11	22	47	47.0%	
Community Connections	\$ 450,000	\$ 30,000	\$ 150,000	\$ 300,000	\$ 120,000	\$ 600,000	15	1	8	13	5	27	180.0%	
Troubled Buildings Initiative -- Single-family	\$ 1,815,000	\$ 271,787	\$ 259,257	\$ 519,071	\$ 726,791	\$ 1,776,906	150	58	53	72	35	218	145.3%	
Troubled Buildings Initiative -- Condo	\$ 600,000	\$ 48,281	\$ 51,523	\$ 55,050	\$ 63,723	\$ 218,577	10	18	6	14	-	38	380.0%	
Preserving Communities Together	\$ 45,000	\$ -	\$ -	\$ -	\$ -	\$ -	10	-	-	-	-	-	0.0%	
TIF Purchase+Rehab -- Single-family	\$ 3,000,000	\$ -	\$ -	\$ -	\$ -	\$ -	96	-	-	-	-	-	0.0%	
TaxSmart	\$ 17,000,000	\$ -	\$ 645,009	\$ 2,391,238	\$ 2,014,450	\$ 5,050,697	100	-	3	16	12	31	31.0%	
Neighborhood Lending Program -- Purchase / Purchase+Rehab Loans	\$ 2,400,000	\$ 2,515,984	\$ 2,923,735	\$ 2,407,580	\$ 2,300,925	\$ 10,148,224	20	26	19	18	16	79	395.0%	
TOTAL HOMEOWNERSHIP PROGRAMS	\$ 28,950,000	\$ 2,938,519	\$ 4,070,587	\$ 5,740,548	\$ 5,327,541	\$ 18,077,194	559	131	107	166	93	497	88.9%	
TO IMPROVE AND PRESERVE HOMES														
Roof and Porch Repairs	\$ 5,200,000	\$ 475,103	\$ 336,384	\$ 2,339,086	\$ 405,447	\$ 3,556,020	400	47	37	222	10	316	79.0%	
Emergency Heating Repairs	\$ 900,000	\$ 354,997	\$ 137,665	\$ 56,386	\$ 290,110	\$ 839,158	100	46	26	12	14	98	98.0%	
SARFS (Small Accessible Repairs for Seniors)	\$ 2,011,065	\$ -	\$ 313,920	\$ 386,850	\$ 661,169	\$ 1,361,939	517	-	24	96	168	288	55.7%	
TIF-NIP -- Single-family	\$ 1,500,000	\$ 76,360	\$ 381,616	\$ 447,531	\$ 172,218	\$ 1,077,725	100	6	32	35	16	89	89.0%	
Neighborhood Lending Program -- Home Improvement Loans/Grants	\$ 600,000	\$ 25,500	\$ 327,560	\$ 244,380	\$ 886,814	\$ 1,484,254	40	2	20	12	50	84	210.0%	
Neighborhood Lending Program -- Home Ownership Preservation Loans	\$ 650,000	\$ -	\$ -	\$ 72,000	\$ -	\$ 72,000	5	-	-	1	-	1	20.0%	
AHOF Home Improvement Program (606 Bloomingdale Trail)	\$ 500,000	\$ -	\$ -	\$ 109,716	\$ 258,278	\$ 367,994	16	-	-	4	13	17	106.3%	
Historic Bungalow Initiative / Energy Savers	\$ 7,500,000	\$ 1,967,125	\$ 2,017,313	\$ 2,221,230	\$ 1,544,207	\$ 7,749,875	1,000	260	270	288	188	1,006	100.6%	
TOTAL HOME PRESERVATION PROGRAMS	\$ 18,861,065	\$ 2,899,085	\$ 3,514,458	\$ 5,877,179	\$ 4,218,243	\$ 16,508,965	2,178	361	409	670	459	1,899	87.2%	
GRAND TOTAL, CREATION AND PRESERVATION	\$ 265,151,065	\$ 26,263,842	\$ 78,153,615	\$ 12,442,453	\$ 97,617,460	\$ 214,477,370	5,709	1,502	1,356	1,416	1,318	5,592	98.0%	
ALL PROGRAMS, INCLUDING RENTAL ASSISTANCE	\$ 282,732,008					\$ 232,435,274	8,432					8,324	98.7%	

Department of Housing
PRODUCTION BY INCOME LEVEL
 January 1 - December 31, 2019

HOUSING CREATION AND PRESERVATION INITIATIVES	UNITS BY INCOME LEVEL						TOTAL UNITS
	Below 15%	Below 30%	Below 50%	Below 60%	Below 80%	81-100%	
TO CREATE AND PRESERVE AFFORDABLE RENTAL HOUSING							
<u>MULTI-FAMILY REHAB AND NEW CONSTRUCTION</u>							
Low-Income Housing Tax Credit Equity							
Mortgage Revenue Bonds							
Multi-family Loans							
TIF Subsidies							
Illinois Affordable Housing Tax Credit Equity							
City Land							
MAUI Capital Funds							
Subtotal, Multi-family Rehab and New Construction	5	39	70	272	18	-	154
<u>OTHER MULTI-FAMILY INITIATIVES</u>							
Affordable Requirements Ordinance	-	-	-	205	10	26	-
Preservation of Existing Affordable Rental (P.E.A.R.)	-	-	-	-	-	-	-
Heat Receiver Program	87	211	425	98	51	-	-
Troubled Buildings Initiative -- Multi-family	-	80	240	138	805	114	-
TIF Purchase+Rehab -- Multi-family	-	-	-	-	-	-	-
Flexible Housing Subsidy Pool	-	-	-	-	-	-	-
Opportunity Investment Fund	-	-	33	-	-	-	-
Subtotal, Other Multi-family Initiatives	87	291	698	441	866	140	115
TOTAL, AFFORDABLE RENTAL CREATION AND PRESERVATION	92	330	768	713	884	140	269
Income distribution (by % of all units)	3%	10%	24%	22%	28%	4%	8%
RENTAL ASSISTANCE							
Rental Subsidy Program	1,239	1,493	-	-	-	-	-
							2,732

Department of Housing
PRODUCTION BY INCOME LEVEL
 January 1 - December 31, 2019

HOUSING CREATION AND PRESERVATION INITIATIVES	UNITS BY INCOME LEVEL						TOTAL UNITS		
	Below 15%	Below 30%	Below 50%	Below 60%	Below 80%	81-100%		Over 100%	
TO PROMOTE AND SUPPORT HOMEOWNERSHIP									
Chicago Community Land Trust -- ARO-generated units	-	-	-	6	-	-	19	-	25
Chicago Community Land Trust -- Non-ARO units	-	-	-	-	-	-	-	-	-
Building Neighborhoods and Affordable Homes	-	-	-	-	-	-	-	-	-
Negotiated Sales of City Land	-	-	-	-	1	-	-	21	22
City Lots for Working Families	-	-	-	-	10	-	-	-	10
Home Buyer Assistance Program (CIT)	-	-	-	-	9	-	4	34	47
Community Connections	7	-	-	-	-	-	3	17	27
Troubled Buildings Initiative -- Single-family	-	-	-	218	-	-	-	-	218
Troubled Buildings Initiative -- Condo	-	-	-	14	24	-	-	-	38
Preserving Communities Together	-	-	-	-	-	-	-	-	-
TIF Purchase+Rehab -- Single-family	-	-	-	-	-	-	-	-	-
TaxSmart	6	-	3	1	13	3	8	10	31
Neighborhood Lending Program -- Purchase / Purchase+Rehab Loans	-	-	3	3	29	20	14	14	79
TOTAL, HOMEOWNERSHIP PROGRAMS	13	-	6	252	76	54	11%	96	497
Income distribution (by % of all units)	3%	0%	1%	51%	15%	11%	19%	19%	
TO IMPROVE AND PRESERVE HOMES									
Roof and Porch Repairs	46	51	89	52	78	-	-	-	316
Emergency Heating Repairs	13	16	24	20	25	-	-	-	98
SARFS (Small Accessible Repairs for Seniors)	33	120	97	22	16	-	-	-	288
TIF-NIP -- Single-family	4	11	13	11	21	23	6	6	89
Neighborhood Lending Program -- Home Improvement Loans	3	24	20	10	21	-	-	6	84
Neighborhood Lending Program -- Home Ownership Preservation Loans	-	-	-	1	-	-	-	-	1
AHOF Home Improvement Program (606 Bloomingdale Trail)	-	-	1	2	4	3	7	7	17
Historic Bungalow Initiative / Energy Savers	26	107	272	146	455	-	-	-	1,006
TOTAL, HOME PRESERVATION PROGRAMS	125	329	516	264	620	26	1%	19	1,899
Income distribution (by % of all units)	7%	17%	27%	14%	33%	1%	1%	1%	
GRAND TOTAL, CREATION AND PRESERVATION	230	659	1,290	1,229	1,580	220	4%	384	5,592
Income distribution (by % of all units)	4%	12%	23%	22%	28%	4%	7%	7%	

[This page intentionally left blank]

**City of Chicago
Department of Housing**

**Summaries of Approved Multi-family Developments
Fourth Quarter 2019**

Hope Manor Village

Volunteers of America of Illinois
5922/5930/5950/5958/6033/6035/6037/6050 S. Green Street
5930/5932/5944/5947/5956/6100/6102 S. Peoria Street
6101 S. Sangamon Street

Parkside Four Phase II

Parkside Associates LLC
532 W. Hobbie Street
551 W. Elm Street
1112-18 N. Cambridge Avenue

Roosevelt Road Veterans Housing

A Safe Haven Foundation
2908-24 W. Roosevelt Road
1143 S. Richmond Street

City of Chicago Department of Housing
Fourth Quarter 2019

Project Summary:
Hope Manor Village

<u>BORROWER/DEVELOPER:</u>	Volunteers of America of Illinois
<u>FOR PROFIT/NOT-FOR-PROFIT:</u>	Not-for-profit
<u>PROJECT NAME AND ADDRESSES:</u>	Hope Manor Village 5922 /5930 /5950 /5958 /6033 /6035 /6037 /6050 S. Green St. 5930 /5932 /5944 /5947 /5956 /6100 /6102 S. Peoria St. 6101 S. Sangamon St.
<u>WARD AND ALDERMAN:</u>	16th Ward Alderman Stephanie D. Coleman
<u>COMMUNITY AREA:</u>	Englewood
<u>CITY COUNCIL APPROVAL:</u>	October 16, 2019
<u>PROJECT DESCRIPTION:</u>	Construction of a 36-unit affordable housing development for veterans and their families, consisting of sixteen two- and three-flat buildings. The units will be two-bedroom apartments offered to households of veterans earning no more than 60 percent of area median income. The new development will be constructed in the blocks surrounding Hope Manor II, a 73-unit supportive housing complex for homeless veterans and their families that opened in 2014.
<u>Multi-family Loan:</u>	\$3,150,000
<u>LIHTCs:</u>	\$1,083,000 in IHDA 9% credits generating \$10,125,037 in equity

Project Summary: Hope Manor Village
Page 2

UNIT MIX/RENTS

Type	Number	Rent*	Income Levels Served
2 bedroom	5	\$1,000	15% AMI
2 bedroom	5	\$1,000	30% AMI
2 bedroom	12	\$697	50% AMI
2 bedroom	14	\$697	60% AMI
TOTAL	36		

* CLIHTF tenants pay heat only; all other tenants pay gas heat, cooking, water and other electric.

DEVELOPMENT COSTS

Category	Amount	Per Unit	% of Project
Acquisition	\$ 38,500	\$ 1,069	0.3%
Construction	\$ 11,463,094	\$ 318,419	79.1%
Lender/Professional Fees	\$ 1,690,487	\$ 46,958	5.7%
Developer's Fee	\$ 927,000	\$ 25,750	11.7%
Other Soft Costs	\$ 374,556	\$ 10,404	2.6%
TOTAL	\$ 14,493,637	\$ 402,601	100%

PROJECT FINANCING

Source	Amount	Rate	Per Unit	% of Project
LIHTC Equity	\$10,125,037		\$ 281,251	69.9%
Multi-family Loan	\$ 3,150,000		\$ 87,500	21.7%
FHLB Grant	\$ 540,000		\$ 15,000	3.7%
Home Depot Grant	\$ 400,100		\$ 11,114	2.8%
Private Loans	\$ 278,500		\$ 7,736	1.9%
TOTAL	\$14,493,637		\$ 402,601	100%

City of Chicago Department of Housing
Fourth Quarter 2019

Project Summary:
Parkside Four Phase II

<u>BORROWER/DEVELOPER:</u>	Parkside Associates LLC (partnership between Holsten Real Estate Development and Cabrini-Green LAC Community Development Corp.)
<u>FOR PROFIT/NOT-FOR-PROFIT:</u>	For-profit
<u>PROJECT NAME AND ADDRESSES:</u>	Parkside Four Phase II 532 W. Hobbie St. 551 W. Elm St. 1112-18 N. Cambridge Ave.
<u>WARD AND ALDERMAN:</u>	27th Ward Alderman Walter Burnett, Jr.
<u>COMMUNITY AREA:</u>	Near North Side
<u>CITY COUNCIL APPROVAL:</u>	October 16, 2019
<u>PROJECT DESCRIPTION:</u>	Construction of a 102-unit, mixed-income project on part of the site once occupied by the CHA's Cabrini-Green Homes. This is the final rental phase of Parkside of Old Town, which has been under development since 2000. It will contain 35 units for CHA tenants, 31 affordable units and 36 market-rate units located in three-story walk-up buildings and a seven-story mid-rise. Apartment sizes will range from studios up to four bedrooms.
<u>Tax-exempt Bonds:</u>	\$30,000,000
<u>TIF Funds:</u>	\$9,500,000
<u>LIHTCs:</u>	\$1,030,950 in 4% credits generating \$9,821,507 in equity
<u>Multi-family Loan:</u>	\$2,000,000
<u>DTCs:</u>	\$5,152,993 in credits generating \$4,792,283 in equity

Project Summary: Parkside Four Phase II
Page 2

UNIT MIX/RENTS

Type	Number	Rent*	Income Levels Served
Studio	5	\$599	50% AMI
Studio	5	\$718	60% AMI
Studio	11	\$950	Market Rate
1 bedroom	3	\$594	50% AMI
1 bedroom	1	\$641	50% AMI
1 bedroom	8	\$1,071	50% AMI (CHA)
1 bedroom	3	\$641	60% AMI
1 bedroom	3	\$737	60% AMI
1 bedroom	4	\$770	60% AMI
1 bedroom	1	\$1,071	80% AMI (CHA)
1 bedroom	11	\$1,350	Market Rate
2 bedroom	1	\$1,224	50% AMI (CHA)
2 bedroom	2	\$890	60% AMI
2 bedroom	8	\$1,600	Market Rate
3 bedroom	1	\$831	50% AMI
3 bedroom	23	\$1,632	50% AMI (CHA)
3 bedroom	2	\$1,028	60% AMI
3 bedroom	2	\$1,067	60% AMI
3 bedroom	1	\$1,632	80% AMI (CHA)
3 bedroom	6	\$2,000	Market Rate
4 bedroom	1	\$1,938	50% AMI (CHA)
TOTAL	102		

* Tenants pay for gas heat and cooking.

DEVELOPMENT COSTS

Category	Amount	Per Unit	% of Project
Construction	\$ 33,633,683	\$ 329,742	77.3%
Developer's Fee	\$ 2,200,000	\$ 21,569	5.1%
Other Soft Costs	\$ 7,699,450	\$ 75,485	17.7%
TOTAL	\$ 43,533,133	\$ 426,795	100%

PROJECT FINANCING

Source	Amount	Rate	Per Unit	% of Project
LIHTC Equity	\$ 9,821,507		\$ 96,289	22.6%
TIF Funds	\$ 9,500,000		\$ 93,137	21.8%
DTC Equity	\$ 4,781,804		\$ 46,880	11.0%
DOH Loan	\$ 2,000,000		\$ 19,608	4.6%
CHA loan	\$ 11,620,453		\$ 113,926	26.7%
Private funds	\$ 5,545,100		\$ 54,364	12.7%
ComEd funds	\$ 264,269		\$ 2,591	0.6%
TOTAL	\$ 43,533,133		\$ 426,795	100%

City of Chicago Department of Housing
Fourth Quarter 2019

Project Summary:
Roosevelt Road Veterans Housing

<u>BORROWER/DEVELOPER:</u>	A Safe Haven Foundation
<u>FOR PROFIT/NOT-FOR-PROFIT:</u>	Not-for-profit
<u>PROJECT NAME AND ADDRESSES:</u>	Roosevelt Road Veterans Housing 2908-24 W. Roosevelt Rd. 1143 S. Richmond St.
<u>WARD AND ALDERMAN:</u>	28th Ward Alderman Jason Ervin
<u>COMMUNITY AREA:</u>	North Lawndale
<u>CITY COUNCIL APPROVAL:</u>	November 19, 2019
<u>PROJECT DESCRIPTION:</u>	Construction of a five-story, affordable rental building for homeless and disabled veterans. All ninety units will receive Veteran's Administration Supportive Housing Vouchers from CHA or rental subsidies from the Chicago Low Income Housing Trust Fund, ensuring that no tenant pays over 30 percent of their income for rent. The developer, A Safe Haven Foundation, is a nonprofit that provides housing, job training and other services to veterans.
<u>TIF Funds:</u>	\$4,500,000
<u>City Land Write-down:</u>	\$875,000
<u>Multi-family Loan:</u>	\$430,203
<u>LIHTCs:</u>	\$1,171,168 in IHDA 9% credits generating \$11,066,431 in equity
<u>DTCs:</u>	\$437,500 in credits generating \$403,750 in equity

Project Summary: Parkside Four Phase II
Page 2

UNIT MIX/RENTS

Type	Number	Rent*	Income Levels Served
Studio	12	\$750	30% AMI (CLIHTE)
Studio	4	\$912	30% AMI
Studio	36	\$912	50% AMI
Studio	36	\$912	60% AMI
1 bedroom	2	\$925	30% AMI
TOTAL	90		

* Owner pays for all utilities.

DEVELOPMENT COSTS

Category	Amount	Per Unit	% of Project
Acquisition	\$ 1,675,000	\$ 18,611	7.9%
Construction	\$ 15,182,628	\$ 168,696	71.8%
Developer Fee	\$ 1,000,000	\$ 11,111	4.7%
Other Soft Costs	\$ 3,284,789	\$ 36,498	15.5%
TOTAL	\$ 21,142,417	\$ 234,916	100%

PROJECT FINANCING

Source	Amount	Rate	Per Unit	% of Project
LIHTC Equity	\$ 11,066,431		\$ 122,960	52.3%
TIF Funds	\$ 4,500,000		\$ 50,000	21.3%
Multi-family Loan	\$ 430,203		\$ 4,780	2.0%
DTC Equity	\$ 403,750		\$ 4,486	1.9%
Land Donations	\$ 1,675,000		\$ 18,611	7.9%
Grants	\$ 1,533,600		\$ 17,040	7.3%
Private Loan	\$ 1,200,000	6.0%	\$ 13,333	5.7%
Other Private Sources	\$ 333,433		\$ 3,704	1.6%
TOTAL	\$ 21,142,417		\$ 234,916	100%

Department of Housing
UNITS WITH ACCESSIBLE FEATURES IN APPROVED MULTI-FAMILY DEVELOPMENTS
 January 1 - December 31, 2019

Development	Address	City Council Approval Date	Ward	All Units	Units with Accessible Features			Total Accessible Units
					Type A	Type B	Hearing/Vision Impaired	
Cicero Senior Lofts	4801 -57 S. Cicero Ave.	1/23/2019	14	62	14	48	14	62
Sarah's on Sheridan	4654 N. Sheridan Rd.	4/10/2019	46	38	6	6	8	12
TOTALS					20	54	22	74

Department of Planning and Development
MULTI-FAMILY DEVELOPMENT CLOSINGS
 January 1 – December 31, 2019

Development	Ward	Units	City Council Approval Date	Closing Date	Status/Comments
Johnson and Butler-Lindon Apartments	20	106	10/31/2018	1/31/2019	Under rehab
Montclare Senior Residences of Englewood	16	102	4/19/2017	2/19/2019	Under construction
Cicero Senior Lofts	14	62	1/23/2019	3/25/2019	Under construction
Montclare Senior Residences of Calumet Heights	8	134	7/25/2018	4/23/2019	Under construction
Warren Apartments	27	75	10/31/2018	4/24/2019	Under construction
Sarah's on Sheridan	46	38	4/10/2019	7/25/2019	Under construction

Department of Housing
MULTI-FAMILY LOAN COMMITMENTS
 January 1 - December 31, 2019

Quarter Approved	Project Name	Developer	Project Address	Ward	Loan Amount	Total Units	Units by Income Level						
							Up To 15%	Up To 30%	Up To 50%	Up To 60%	Up To 80%	81-100%	Over 100%
1st	Cicero Senior Lofts	MVAH Partners	4801-57 S. Cicero Ave.	14	\$ 2,300,000	62		8	3	45			6
2nd	Southbridge – Phase 1	The Community Builders and McCaffery Interests	2316-36 S. State St.	3	\$ 4,573,516	206				78	16		112
2nd	Paseo Boricua Arts Building	Brinshore Development and Puerto Rican Cultural Center	2709-15 W. Division St.	26	\$ 4,194,696	24		8		16			
4th	Hope Manor Village	Volunteers of America of Illinois	Multiple sites	16	\$ 3,150,000	36		5	5	12	14		
4th	Parkside Four Phase II	Parkside Associates	Multiple sites	27	\$ 2,000,000	102		46	18			38	
4th	Roosevelt Road Veterans Housing	A Safe Haven Foundation	2920 W. Roosevelt Rd.	28	\$ 430,203	90		18	36	36			
TOTAL					\$ 16,648,415	520	-	85	62	187	30	38	118

Department of Planning and Development
TAX INCREMENT FINANCING (TIF) MULTI-FAMILY COMMITMENTS
 January 1 - December 31, 2019

Quarter Approved	Project Name	Developer	Project Address	Ward	TIF Commitment	Total Units	Units by Income Level								
							Below 15%	Below 30%	Below 50%	Below 60%	Below 80%	81-100%	Over 100%		
2nd	Sarah's on Sheridan	Sarah's Circle	4654 N. Sheridan Rd.	46	\$ 3,500,000	38			19	19					
2nd	Southbridge – Phase 1	The Community Builders and McCaffery Interests	2316-36 S. State St.	3	\$ 17,000,000	206				78	16				112
2nd	Paseo Boricua Arts Building	Brinshore Development and Puerto Rican Cultural Center	2709-15 W. Division St.	26	\$ 4,245,304	24		8		16					
4th	Parkside Four Phase II	Parkside Associates	Multiple sites	27	\$ 9,500,000	102		46	18					38	
4th	Roosevelt Road Veterans Housing	A Safe Haven Foundation	2920 W. Roosevelt Rd.	28	\$ 4,500,000	90		18	36	36					
TOTAL					\$ 38,745,304	460	-	72	73	149	16	38	112		

Department of Housing
LOW INCOME HOUSING TAX CREDIT COMMITMENTS
 January 1 - December 31, 2019

Quarter Approved	Project Name	Developer	Project Address	Ward	Tax Credit Allocation	Equity Generated	Total Units	Units by Income Level						
								Below 15%	Below 30%	Below 50%	Below 60%	Below 80%	81-100%	Over 100%
1st	Cicero Senior Lofts	MVAH Partners	4801-57 S. Cicero Ave.	14	\$ 1,715,000	\$ 16,462,400	62		8	3	45			6
2nd	Paseo Boricua Arts Building	Brinshore Development and Puerto Rican Cultural Center	2709-15 W. Division St.	26	\$ 261,392	\$ 2,516,451	24		8		16			
4th	Parkside Four Phase II	Parkside Associates	Multiple sites	27	\$ 1,030,950	\$ 9,947,671	102		46	18			38	
2nd	Southbridge – Phase 1	The Community Builders and McCaffery Interests	2336 S. State St.	3	\$ 1,620,000	\$ 15,226,477	103				39	4		60
4th	Hope Manor Village	Volunteers of America of Illinois	Multiple sites	16	\$ 1,083,000	\$ 10,125,037	36		5	5	12	14		
4th	Roosevelt Road Veterans Housing	A Safe Haven Foundation	2920 W. Roosevelt Rd.	28	\$ 1,171,168	\$ 11,066,431	90		18	36	36			
2nd	Southbridge – Phase 1	The Community Builders and McCaffery Interests	2316 S. State St.	3	\$ 907,786	\$ 8,800,413	103				39	12		52
TOTAL							520	-	85	62	187	30	38	118

Department of Housing
ILLINOIS AFFORDABLE HOUSING TAX CREDIT COMMITMENTS
 January 1 - December 31, 2019

Quarter Approved	Project Name	Developer	Project Address	Ward	Equity Generated	Total Units	Units by Income Level							
							Below 15%	Below 30%	Below 50%	Below 60%	Below 80%	81-100%	Over 100%	
2nd	Southbridge – Phase 1	The Community Builders and McCaffery Interests	2316-36 S. State St.	3	\$3,639,909	206				78	16			112
4th	Parkside Four Phase II	Parkside Associates	Multiple sites	27	\$4,781,804	102		46	18				38	
4th	Roosevelt Road Veterans Housing	A Safe Haven Foundation	2920 W. Roosevelt Rd.	28	\$403,750	90		18	36	36				
TOTAL					\$8,825,463	398	-	64	54	114	16	38	112	

Department of Housing
MULTI-FAMILY HOUSING REVENUE BOND COMMITMENTS
 January 1 - December 31, 2019

Quarter Approved	Development Name	Developer	Project Address	Ward	Bond Allocation	Total Units	Units by Income Level							
							Below 15%	Below 30%	Below 50%	Below 60%	Below 80%	81-100%	Over 100%	
2nd	Paseo Boricua Arts Building	Brinshore Development and Puerto Rican Cultural Center	2709-15 W. Division St.	26	\$ 6,000,000	24		8		16				
4th	Parkside Four Phase II	Parkside Associates	Multiple sites	27	\$ 30,000,000	102		46	18			38		
TOTAL					\$ 36,000,000	126	-	54	18	16	-	38	-	-

Department of Planning and Development
MULTI-FAMILY CITY LAND COMMITMENTS
 January 1 - December 31, 2019

Quarter Approved	Project Name	Developer	Project Address	Ward	Value of Land Write-down	Total Units	Units by Income Level						
							Below 15%	Below 30%	Below 50%	Below 60%	Below 80%	81-100%	Over 100%
4th	Hope Manor Village	Volunteers of America of Illinois	Multiple sites	16	\$ 25,500	36		5	5	12	14		
4th	Roosevelt Road Veterans Housing	A Safe Haven Foundation	2920 W.Roosevelt Rd.	28	\$ 875,000	90		18	36	36			
TOTAL					\$ 900,500	126	-	23	41	48	14	-	-

Chicago Low-Income Housing Trust Fund Rental Subsidy Allocations as of December 31, 2019

Organization	Building Address	Ward	Community Area	Total Funding	Units SRO	Total Studios	Total 1-Bdm	Total 2-Bdm	Total 3-Bdm	Total 4-Bdm	0-15%	16-30%	
Totals as of December 31, 2019				\$ 17,957,904	2,732	632	400	578	452	314	68	1,239	1,493
Verity Investments LLC	2658 W. Armitage	1	Logan Square	\$ 13,800	1			1			1		
Madres Unidas LP (L.U.C.H.A.)	1516 N. Talmán	1	West Town	\$ 12,192	2		1	1			1	1	
Borinquen Bella Development Corporation (L.U.C.H.A.)	1451 N. Washenaw	1	West Town	\$ 20,880	2		2					2	
Borinquen Bella Development Corporation (L.U.C.H.A.)	1456 N. Rockwell / 2609 W. Lemoyne	1	West Town	\$ 20,808	4		3	1				4	
Borinquen Bella Development Corporation (L.U.C.H.A.)	1414-18 N. Washtenaw	1	West Town	\$ 22,512	6		2	2				6	
Borinquen Bella Development Corporation (L.U.C.H.A.)	1318 N. Rockwell / 2603-07 W. Evergreen	1	West Town	\$ 44,586	6		4	2				6	
Humboldt Ridge II LP c/o Related Management	1810-16 N. St. Louis	1	Logan Square	\$ 30,516	5		2	3				5	
Howard Apartments LP (Bickerliike Redevelopment Corp)	1567-69 N. Hoyne	1	West Town	\$ 77,016	16	15	1					16	
Humboldt Park United Methodist Church	2120-22 N. Mozart	1	Logan Square	\$ 24,960	4		3	1			3	1	
1452 Fairfield LLC	1452 N. Fairfield	1	Humboldt Park	\$ 12,600	1			1				1	
Lunt Avenue LP	1429-31 W. Lunt	1	Rogers Park	\$ 86,220	9		9				6	3	
Lawson Partners LLC	30 W. Chicago	2	Near North Side	\$ 505,200	126								
Harris Jr., Roosevelt	2724 W. Jackson	2	East Garfield Park	\$ 11,760	1			1				1	
Verity Investments LLC	3840-02 S. King Dr	3	Douglas	\$ 34,716	4		3	1				4	
Verity Investments LLC	4221 S. Prairie	3	Grand Boulevard	\$ 13,800	1			1				1	
Verity Investments LLC	4463 S. Shields	3	Fuller Park	\$ 12,360	1			1				1	
Verity Investments LLC	4637-39 S. Prairie	3	Grand Boulevard	\$ 49,320	4		1	1	2			4	
Verity Investments LLC-Series 10	4824 S. Prairie	3	Grand Boulevard	\$ 37,320	2			2				2	
Verity Investments LLC	5161-63 S. Michigan	3	Washington Park	\$ 32,100	3		1	2				3	
Verity Investments LLC	616 W. Garfield	3	New City	\$ 26,760	2			2				2	
Verity Investments LLC-Series 14	5611 S. Lafayette	3	Washington Park	\$ 24,060	2		1	1				1	
Ventus Holdings, LLC-4459 Indiana	4457-59 S. Indiana / 206-14 E. 45th	3	Grand Boulevard	\$ 45,600	5		4	1				4	
Holsten Management (Hilliard Homes LP)	2111 S. Clark	3	Near Southside	\$ 62,664	7		2	3	2			7	
King Preservation LP	5049 S. King Drive	3	Grand Boulevard	\$ 118,008	15		5	10				11	
5248 S MLK Dr. Holdings LLC	5300-10 S. King Dr / 363-69 E. 53rd	3	Washington Park	\$ 14,340	2		1	1				2	
Park R, LLC	202-20 E. Garfield / 5730-40 S. Calumet / 5447 S. Indiana / 5446-50 S. Prairie	3	Washington Park	\$ 63,300	8		6	2				8	
5624 S. Wabash, LLC	5606-24 S. Wabash	3	Washington Park	\$ 16,740	2		2					2	
Ventus Holdings LLC	6034-52 S. Prairie	3	Washington Park	\$ 57,480	8		5	3				6	
Mercy Housing Lakefront (South Loop Limited Partnership)	1521 S. Wabash	3	Near Southside	\$ 120,348	40	40						28	
Chicago Metro Hsqg Dev Corp (Progressive Square LP)	4748-56 S. Wabash	3	Grand Boulevard	\$ 26,820	3		1	2				2	
Wayne, Jack	4927-29 S. Prairie	3	Grand Boulevard	\$ 12,000	1			1				1	
Dubiele, Morgan	4149 S. Wells	3	Fuller Park	\$ 8,760	1		1					1	
Paul G. Stewart Apartments / Charles A Beckett Associates LP (M)	400 E. 41st Street	3	Grand Boulevard	\$ 57,228	9		9					9	
4850 S Michigan LLC	4850-58 S. Michigan / 70-76 E. 49th	3	Grand Boulevard	\$ 8,760	1		1					1	
DK Recovery Group LLC	5517 S. Shields	3	Englewood	\$ 25,200	1			1				1	
18th & Wabash Corporation	1801 S. Wabash	3	Near Southside	\$ 197,292	60	60						3	
Verity Investments LLC	4830 S. Evans	4	Grand Boulevard	\$ 8,100	1		1					1	
Rej, I, Fuad	4631 S. Langley	4	Grand Boulevard	\$ 15,000	1		1					1	
Verity Investments LLC-Series 6	726 E. 42nd St	4	Grand Boulevard	\$ 17,220	1			1				1	
Wilks, Sherrie	829 E. 48th	4	Grand Boulevard	\$ 11,220	1		1					1	

Chicago Low-Income Housing Trust Fund Rental Subsidy Allocations as of December 31, 2019

Organization	Building Address	Ward	Community Area	Total Funding	Funded	Units	Total SRO	Total Studios	Total 1-Bdrm	Total 2-Bdrm	Total 3-Bdrm	Total 4-Bdrm	0-15%	16-30%
Oates, Beulonna	4340 S. Lake Park	4	Kenwood	\$ 10,500	1						1	1		
Community Housing Partners II LP	3515, 3535, 3555 S. Cottage Grove & 3500, 3530, 3544 S. Lake Park	4	Oakland	\$ 139,776	17			4	9	4			9	8
Family Rescue	6820-30 S. Ridgeland	5	South Shore	\$ 97,080	22			6	6	10			22	
Lakeside Real Estate (2358 E 70th Place LLC)	2358 E. 70th Place	5	South Shore	\$ 71,220	9			9					4	5
Luster, Jacqueline	2353 E. 70th St.	5	South Shore	\$ 5,700	1				1				1	
PNC ARHPF Island Terrace LLC	6430 S. Stony Island	5	Woodlawn	\$ 127,464	11			2	6	3			9	2
King Oden c/o Unique Real Estate	1509 E. Marquette	5	Woodlawn	\$ 7,560	1				1				1	
Kennedy, Sonia	7122 S. University	5	Greater Grand Crossing	\$ 12,000	1								1	
Amuwo, Shaffdeen / Public Health Associates LLC	2055 E 72nd St	5	South Shore	\$ 6,120	1				1				1	
WECAN	1554-56 E. 65th St / 6450-58 S. Stony Island	5	Woodlawn	\$ 46,896	8			1	7				8	
7040-50 S Merrill LLC	7040-50 S. Merrill	5	South Shore	\$ 63,216	11			3	8				11	
T2 6901 S Paxton LLC	6901-17 S. Paxton / 2213-17 E 69th	5	South Shore	\$ 37,200	4			2	2				2	2
Nautilus Investments LLC Jeffrey	6731 S. Jeffrey	5	South Shore	\$ 29,616	4			4					3	1
Hopkins, William & Rebecca	1443-45 E 69th Place	5	South Shore	\$ 20,880	2				2				1	1
Benson, Lilah	6706-09 S. Clyde	5	South Shore	\$ 9,720	1				1				1	
7601 S Drexel, LLC	7601-11 S. Drexel / 905 E. 76th	5	Greater Grand Boulevard	\$ 14,640	2			1					1	
Scott Wolfe	6940-42 S Paxton	5	South Shore	\$ 22,920	2				2				2	
The Genesis Group 7041, Inc.	7041 S. Merrill	5	South Shore	\$ 5,256	1			1					1	
Southside Property Group LLC	6952-64 S. Clyde / 2056 E. 70th St	5	South Shore	\$ 22,800	2				2				2	
Coleman, Theresa	7232-34 S. Merrill	5	South Shore	\$ 9,960	1				1				1	
Advise and Inform	1614 E 69th St.	5	South Shore	\$ 6,460	1				1				1	
7033 South East End, LLC	7033 South East End	5	South Shore	\$ 41,100	4			4					3	1
PMO Chicago 181 LLC	6715-27 S Paxton	5	South Shore	\$ 73,584	7			1	2	4			2	5
PMO Chicago 181, LLC	6701-15 S Merrill/ 2139-41 E 67th	5	South Shore	\$ 62,355	7			3	4				7	
PMO Chicago 56, LLC	6952-58 S Paxton	5	South Shore	\$ 28,650	3			2	1				1	2
Greenwood LLC	6619-29 S Greenwood Ave.	5	Woodlawn	\$ 11,160	1				1				1	
DWI AA II LLC	7031-37 S Merrill Ave	5	South Shore	\$ 9,960	1				1				1	
IRA Clyde South Shore	7001-09 S. Clyde / 2107 E. 70th	5	South Shore	\$ 54,900	6			1	5				4	2
SA1 Inc.	6650-58 S Drexel	5	Woodlawn	\$ 9,360	1				1				1	
Dax-6916 CP1 LLC	6912-16 S Clyde	5	South Shore	\$ 60,060	8			8					4	4
7037 South East End LLC	7037-39 S East End	5	South Shore	\$ 30,600	3			3					3	
7014 S Merrill LLC	7014-16 S Merrill	5	South Shore	\$ 10,800	1				1				1	
Celadon Kimbark LLC	7014-16 S Kimbark	5	Greater Grand Crossing	\$ 8,400	1				1				1	
6939 S Harper LLC	6937-41 S Harper and 1501-03 E 69th Place	5	South Shore	\$ 38,796	2					2			1	1
6715 Baickstone LLC	6715-21 S Blackstone and 1500-1506 E 67th Pl	5	South Shore	\$ 18,200	1				1				1	
Paxton LLC	2205 E 70th Place	5	South Shore	\$ 13,200	1				1				1	
SS MP 7131 S Bennett, LLC	7131-51 S Bennett	5	South Shore	\$ 138,460	15			10	5				15	
Daniels, Pauline J	1520-22 E 67th Pl	5	South Shore	\$ 7,320	1				1				1	
6800 S Dorchester LLC	6800-20 S. Dorchester	5	South Shore	\$ 122,520	15			1	5	8			14	1
Verify Investments LLC-Series 12	6733 S. Morgan	6	Englewood	\$ 9,600	1				1				1	
Verify Investments LLC-Series 12	7120 S. Partnell	6	Englewood	\$ 11,700	1				1				1	

Chicago Low-Income Housing Trust Fund Rental Subsidy Allocations as of December 31, 2019

Organization	Building Address	Ward	Community Area	Funding		Units		Total Studios		Total 1-Bdrm		Total 2-Bdrm		Total 3-Bdrm		Total 4-Bdrm		Total 5-Bdrm	
				Total	Funded	Total	Funded	Total SRO	Total Studios	Total 1-Bdrm	Total 2-Bdrm	Total 3-Bdrm	Total 4-Bdrm	Total 5-Bdrm	0-15%	16-30%			
Verity Investments LLC-Series 2	7230 S. Yale	6	Greater Grand Crossing	\$ 22,200	1							1	1						
Verity Investments LLC-Series 12	7248 S. Yale	6	Greater Grand Crossing	\$ 11,280	1						1								
Verity Investments LLC-Series 14	7631 S. Eberhart	6	Greater Grand Crossing	\$ 13,200	1							1							
Kennedy, Sonia	57 W. 74th St.	6	Greater Grand Crossing	\$ 6,000	1							1							1
Payne, Charles	7331 S. Vernon	6	Greater Grand Crossing	\$ 5,460	1						1								1
Boyd, Christopher / DAO Inc.	6712 S. Halsted	6	Englewood	\$ 9,360	1							1							
Knaflo, Nitzan	6723 S Green	6	West Englewood	\$ 9,720	1							1							
Peoples, Sedalia	6948 S. Wabash	6	Greater Grand Crossing	\$ 11,400	1							1							
Stout Hearted LLC	7409 S Evans	6	Greater Grand Crossing	\$ 18,120	1							1							
Baldwin, Stephanie Monique	147 W. 71st St	6	Greater Grand Crossing	\$ 10,800	1							1							
Greene, Michael	7217 S. Stewart	6	Austin	\$ 12,000	1							1							
Eggleston South Apartments Inc	6957-59 S. Eggleston / 416-18 W. 70th St	6	Englewood	\$ 11,040	2						1	1							1
Galloway, Michael	7013 S. Morgan	6	Englewood	\$ 9,360	1							1							
204 W 70th LLC	6950-58 S Wentworth / 204-08 W 70th St.	6	Greater Grand Crossing	\$ 39,480	4						2	2							3
Smiley, Nathaniel	6844-46 S. Normal	6	Englewood	\$ 5,760	1							1							
RJ Harvey Mgmt Inc	6943-45 S. Indiana	6	Greater Grand Crossing	\$ 8,760	1							1							
Hopkins, William & Rebecca	7125-27 S. Lowe	6	Auburn Gresham	\$ 12,480	2							2							
Crum, Jerry	6944 S. Carpenter	6	Englewood	\$ 11,400	1							1							
Alwater, Winston	7542 S. Calumet	6	Greater Grand Crossing	\$ 9,000	1							1							
LaSalle Bank National Association Trust #127226 c/o Zoran and M	7404-14 S Vernon	6	Greater Grand Crossing	\$ 8,640	1							1							
Blackhawk Partners LLC Series 6928	6928-30 S. Green	6	Englewood	\$ 6,360	1							1							
SCB2, LLC	7914-32 S. Wabash	6	Chatham	\$ 32,964	3							2	1						3
Calhoun, Candace L	8041 S. Langley	6	Chatham	\$ 9,000	1							1							
Marquette National Bank Trust #14777	506-14 E 70th	6	Greater Grand Crossing	\$ 8,055	1							1							
First National Bank of Illinois-Trust #6131	7154 S St. Lawrence	6	Greater Grand Crossing	\$ 7,680	1							1							
Eclifce General Construction LLC	7038 S St. Lawrence	6	Greater Grand Crossing	\$ 8,760	1							1							
Kolawole, Jamiu	6712 S Parnell	6	Englewood	\$ 12,840	1							1							
Celadon Vernon, LLC	7953-59 S Vernon	6	Chatham	\$ 8,760	1							1							
7439 S Harvard Series of Paper St Group	7439 -41 S Harvard	6	Greater Grand Crossing	\$ 12,360	1							1							
Thirus, Moral	7523 S Langley Ave	6	Greater Grand Crossing	\$ 10,800	1							1							
Sedo, Akouvi	6916 S Michigan	6	Greater Grand Crossing	\$ 15,120	1							1							
Edmond, Torin	510-12 W 75th	6	Englewood	\$ 6,720	1							1							
B. Taylor Investments, LLC	8144-46 S Vernon	6	Chatham	\$ 14,100	2							1	1						2
Windy City Properties III, LLC	7036 S Yale	6	Greater Grand Crossing	\$ 18,540	2							1	1						2
Beamon, Charles A	7444 S. Harvard	6	Greater Grand Crossing	\$ 12,120	1							1							
Luce, John (American NB&TCO of Chgo Trust #124126-07)	7901-09 S. Kingston	6	Greater Grand Crossing	\$ 30,540	7							7							
5248 S MLK Dr. Holdings LLC	7600-10 S. Essex	7	South Shore	\$ 55,152	7							2	4						5
7436 S Kingston Ave Holdings LLC	7436-46 S. Kingston / 2475 E. 74th Pl	7	South Shore	\$ 62,040	8							2	6						6
SSC Residential LLC-7839 S Colfax Series	7839-43 S. Colfax	7	South Shore	\$ 23,820	3							3							
Jean, Hector	7557 S Coles	7	South Shore	\$ 7,440	1							1							
Zipporah Gwin	9938 S Luella	7	South Deering	\$ 13,200	1							1							
Colfax SE, LLC	7608-28 S. Colfax	7	South Shore	\$ 72,960	11							7	4						11

Chicago Low-Income Housing Trust Fund Rental Subsidy Allocations as of December 31, 2019

Organization	Building Address	Ward	Community Area	Funding		Units		Total Studios		Total 1-Bdrm		Total 2-Bdrm		Total 3-Bdrm		Total 4-Bdrm		Total 16-30%	
				Total	Funded	Total	Funded	Total	Funded	Total	Funded	Total	Funded	Total	Funded	Total	Funded	Total	Funded
Dibane LLC	9747 S. Merrion	7	South Deering	\$ 13,560	1							1	1						
Pinzke, Daniel	7951-55 S. Muskegon	7	South Chicago	\$ 36,600	6		6												
7763 S Shore Drive LLC c/o Phoenix Property Mgt	7763 S. Shore / 3000-08 E. 78th	7	South Shore	\$ 6,900	1			1											
O & S Management LLC	7200-10 S. Shore Dr	7	South Shore	\$ 33,240	5		3	2											
O & S Management LLC	2531-41 E. 73rd St.	7	South Shore	\$ 27,060	4			4											
Kang, Catherine & Jason	9531 S Euclid	7	South Deering	\$ 8,100	1				1										
Wayne, Jack	7631-33 S. Kingston	7	South Shore	\$ 10,800	1				1										
Wayne, Jack	7640-42 S. Colfax	7	South Shore	\$ 10,800	1				1										
Wayne, Jack	7636-38 S. Colfax	7	South Shore	\$ 21,600	2			2											
Wayne, Jack	7306 S. Phillips	7	South Shore	\$ 14,040	2			2											
Wayne, Jack	7801-05 S. Phillips / 2435-45 E. 78th	7	South Shore	\$ 55,620	6		1	5											
Wayne, Jack	7700-06 S. Phillips / 2415-19 E. 77th	7	South Shore	\$ 51,840	6		1	2	3										
Patrick Investments, LLC	3017 E. 80th Place	7	South Chicago	\$ 10,584	1				1										
Nwanah, Patrick	7827 S. Colfax	7	South Shore	\$ 7,164	1				1										
Ra-Ha Properties, LLC	2648-54 E. 78th St.	7	South Shore	\$ 13,920	2			2											
DB Property Management LLC - Series B	7155 S. East End	7	South Shore	\$ 6,960	1				1										
Lincoln, Camello	8236 S. South Shore Drive	7	South Chicago	\$ 8,760	1				1										
Robin Limited Partnership	8112 S Burnham	7	South Chicago	\$ 13,716	1					1									
HyHom, LLC	7931 S Manistee	7	South Chicago	\$ 6,420	1				1										
Conscience, LLC c/o Lakeside Realty	7153 S Constance / 1818-28 E. 72nd	7	South Shore	\$ 6,720	1			1											
7742 South South Shore Drive LLC	7742-46 S. South Shore	7	South Shore	\$ 89,340	9			9											
7320 South Phillips, LLC	7320-24 S. Phillips	7	South Shore	\$ 44,280	5			3	2										
Icarus Investment Group	7213 S. Yates	7	South Shore	\$ 7,320	1				1										
Wiginton, Ben	8232 S. Marquette	7	South Chicago	\$ 12,000	1					1									
Banks, Johnny Sr.	7941 S. Phillips	7	South Chicago	\$ 9,120	1					1									
Hopkins, William & Rebecca	7124-36 S Bennett	7	South Shore	\$ 14,760	2			2											
CRM Rental Properties LLC	7719 S. Essex	7	South Shore	\$ 8,760	1				1										
MRJP Ventures, LLC	8200 S Escanaba	7	South Chicago	\$ 8,160	1			1											
MRJP Ventures, LLC	8041-45 S. Manistee	7	South Chicago	\$ 12,600	1				1										
Brown, Jacqueline M	8601 S. Colfax	7	South Chicago	\$ 9,080	1				1										
Metro Property Group LLLP an Arizona LLLP	7733 S. South Shore Dr	7	South Shore	\$ 5,820	1			1											
7848 Coles LLC	7848 S. Coles	7	South Shore	\$ 8,760	1				1										
Gamehorn Chicago Master LLC	7613-17 S. Kingston	7	South Shore	\$ 24,600	4			4											
Ventus Kingston LLC	2523 E. 75th St / 7502 S. Kingston	7	South Shore	\$ 9,960	2			2											
Equity Trust Company	7841 S Burnham Ave.	7	South Shore	\$ 5,400	1				1										
Godwin, Jerrid	8130 S. Sacinaw	7	South Chicago	\$ 8,760	1				1										
BSD Realty Essex LLC	7900 S. Essex Ave	7	South Chicago	\$ 48,420	5			4	1										
Ridgeland Portfolio, LLC	7319-21 S Ridgeland / 736-38 E. 73rd	7	South Shore	\$ 7,080	1				1										
Pradnya Jadhav	3011 E 80th	7	South Chicago	\$ 27,000	2				2										
Poplar Place Plaza LLC	7648-58 S Phillips	7	South Shore	\$ 12,000	1				1										
Scott, Hazel	7711 S Yates	7	South Shore	\$ 13,800	1				1										
Aimee R. Jaszczor	7534 S Coles	7	South Shore	\$ 11,400	1				1										

Chicago Low-Income Housing Trust Fund Rental Subsidy Allocations as of December 31, 2019

Organization	Building Address	Ward	Community Area	Total Funding	Funded	Units	Total SRO	Total Studios	Total 1-Bdrm	Total 2-Bdrm	Total 3-Bdrm	Total 4-Bdrm	0-15%	16-30%
Kosteris, Dominic	10340 S Calhoun	7	South Deering	\$ 10,260	1				1				1	
Maryland 29, LLC	8049-51 S. Maryland / 836-42 E. 81st	8	Chatham	\$ 71,940	11			5	6				6	5
Dibane LLC	7353 S. Kenwood	8	South Shore	\$ 12,780	1					1			1	
Hutchinson, Joel	8029 S. Dobson	8	Chatham	\$ 23,772	4			4					1	3
MLC Properties (Ingleside Investment Group)	8101-25 S. Ingleside	8	Chatham	\$ 120,900	21			3	17	1			21	
Hinton, Jesse	7541 S. Ellis	8	Greater Grand Crossing	\$ 6,840	1			1					1	
BSD Realty Essex LLC	7701 S. Cottage Grove / 809-11 E. 77th	8	Greater Grand Crossing	\$ 18,000	3			3					3	
California Living, LLC	949-55 E. 86th	8	Chatham	\$ 38,880	4			2	2				2	2
Ra-Ha Properties, LLC	956 E. 76th	8	Greater Grand Crossing	\$ 8,700	1				1				1	
Singh, Amarjit	1523 E 74th Place	8	Grand Crossing	\$ 12,000	1					1				
Griffin, Annie R	8149-51 S. Ingleside	8	Chatham	\$ 8,460	1				1					
Galloway, Michael	1564 E. 93rd St.	8	Calumet Heights	\$ 10,800	1					1				
Syed R Quadri & Arshia Quadri	7819 S. Jeffery	8	South Shore	\$ 12,120	1					1				1
Allen, Lessie	8249 S Maryland Ave	8	Chatham	\$ 8,160	1				1					1
FIR-81st & Maryland	815-21 E. 81st	8	Chatham	\$ 19,260	3			3					3	
Chung Family Living Trust	7437-39 S. Chappel	8	South Shore	\$ 10,800	1				1					1
Bevel, Sherrilynn	8506 S. Bennett	8	Avalon Park	\$ 9,720	1				1					1
7950-52 S. Essex, LLC	7950-52 S. Essex	8	South Chicago	\$ 9,600	1				1					1
Williams III, Sellers	8372-78 S. Anthony	8	Avalon Park	\$ 17,940	2			1	1					2
Luis Saldana	8001-05 S. Drexel/901-07 E. 80th	8	Chatham	\$ 8,460										
Davis, Florist	8235 S Drexel Ave	8	Chatham	\$ 9,720	1					1				1
John L Tyler Family Trust	9000-04 S Dauphine /841-45 E 90th	8	Chatham	\$ 6,360	1			1						1
Hudson, Jr, Arthur	8030-32 S Drexel	8	Chatham	\$ 13,200	1					1				1
Altheimer, Keelia and Fred Glimore	7640 S Ingleside	8	Greater Grand Crossing	\$ 18,840	1					1				1
8746 South Dauphin Ave. LLC	8746-48 S Dauphin Ave	8	Chatham	\$ 10,200	1			1						1
NIA Hope Properties LLC	9841 S University	8	Pullman	\$ 25,800	1					1				1
Verity Investments LLC	10539 S. Corliss	9	Pullman	\$ 8,700	1				1					1
Verity Investments LLC	9127 S Burnside	9	Roseland	\$ 15,000	1					1				1
Verity Investments LLC	734 E. 92nd	9	Chatham	\$ 10,800	1				1					1
Washington, Major	10949-51 S. Vernon	9	Roseland	\$ 4,800	1			1						1
Thompson Real Estate	13150 S. Forrestville	9	Riverdale	\$ 10,140	1					1				1
Hinton, Jesse	621 E. 92nd Pl	9	Chatham	\$ 10,560	1				1					1
Hinton, Jesse	11430 S. Champlain	9	Pullman	\$ 6,840	1				1					1
Hinton, Jesse	11409-11 S. St. Lawrence	9	Pullman	\$ 10,800	1					1				1
Hinton, Jesse	11442-44 S. Champlain	9	Pullman	\$ 9,000	1				1					1
Brown, Yolanda	11006 S. Indiana	9	Roseland	\$ 14,760	2			2						1
Starks, Dorothy	10624 S. Langley	9	Pullman	\$ 9,000	1					1				1
Williams, Lorraine	414 W. 100th Place	9	Washington Heights	\$ 6,600	1				1					1
Wilkins, Tabitha	11122 S. Indiana	9	Roseland	\$ 8,400	1					1				1
Johnson, Sukina	9317 S Rhodes	9	Roseland	\$ 7,500	1				1					1
Perry, Jacqueline	10541 S Corliss	9	Pullman	\$ 7,920	1				1					1
Highland & Wells, LLC	11207-15 S King Drive	9	Roseland	\$ 47,760	7			5	2				5	2

Chicago Low-Income Housing Trust Fund Rental Subsidy Allocations as of December 31, 2019

Organization	Building Address	Ward	Community Area	Total Funding	Funded	Units	Total SRO	Total Studios	Total 1-Bdrm	Total 2-Bdrm	Total 3-Bdrm	Total 4-Bdrm	0-15%	16-30%
Laury, Barry & Boyd, William	11568 S. Prairie	9	West Pullman	\$ 10,800	1				1					
Williamson, Robin	65 E 102nd Pl	9	West Pullman	\$ 12,900	1			1						
Taylor, Bryan	11912 S Michigan	9	West Pullman	\$ 7,860	1		1							
Triple M Mazel LLC	120 E 119th Place	9	West Pullman	\$ 21,000	1				1	1				
Triple M Mazel LLC	9908 S Parnell	9	Washington Heights	\$ 19,800	1					1	1			
Omid Inc	10124 S LaSalle	9	Roseland	\$ 22,560	1				1					1
10954 S Vernon Ave., LLC	10954 S Vernon	9	Roseland	\$ 10,260	1			1						
Taylor, Bryan	28 E 119th Pl	9	West Pullman	\$ 9,600	1				1	1				
Warren, Saundra	10213 S Michigan	9	Roseland	\$ 9,120	1				1	1				
JMCM, LLC	11031 S Edbrook	9	Roseland	\$ 7,668	1			1						1
Verify Investments LLC	8337 S. Burley	10	South Chicago	\$ 43,020	4			2	2				2	2
Boardman, William & Chrisline	8707 S. Escanaba	10	South Chicago	\$ 9,360	3			1	2					3
Rehab South Chicago c/o Claretians Associates	3251 E. 91st St.	10	South Chicago	\$ 15,180	3				1	2				3
9100 South Burley, LLC c/o Claretian Associates	9100-10 S. Burley / 3225 E. 91st St	10	South Chicago	\$ 6,108	1				1					1
East Lake Management / South East Little Village Ltd. Part. U.N.O.	2837 E 90th / 2849 E 90th / 3006 E. 92nd / 9001 S. Muskegon	10	South Chicago	\$ 15,720	6				4	2				6
Villa Guadalupe Senior Services, Inc. c/o Claretian Associates	3201 E. 91st St.	10	South Chicago	\$ 157,572	35			32	3					35
Casa Kirk, Inc. c/o Claretian Association	3248 E. 92nd St.	10	South Chicago	\$ 23,280	4				4					4
ST DIG LLC	8242 S Houston	10	South Chicago	\$ 9,540	1					1				1
HABO Investments, Inc.	9028 S Houston	10	South Chicago	\$ 7,140	1					1				1
Verify Investments LLC-Series 14	9712 S Avenue M	10	East Side	\$ 8,520	1				1					1
Verify Investments LLC-Series 13	8737 S Commercial	10	South Shore	\$ 34,620	4			3	1					4
Martin, Pamela	10250 S. Van Vliissingen Rd	10	South Dearing	\$ 10,860	1					1				1
Verify Investments LLC	2310 S. Sacramento	12	South Lawndale	\$ 15,468	2			1		1				2
Prieto, Armando	3756 S Hermitage	12	McKinley Park	\$ 18,000	1				1					1
Verify Investments LLC-Series 2	2328 S Ketzle	12	South Lawndale	\$ 11,700	1					1				1
Razo, Rosalinda & Sergio	2852 W 25th Place	12	South Lawndale	\$ 9,600	1					1				1
Arnado Arteago Gonzalez	3351 W 51st	14	Gage Park	\$ 8,940	1				1					1
Chan, Maria	4858 S Springfield	14	Archer Heights	\$ 6,960	1				1					1
Rodas, Cesar & Maria	5454 S Albany	14	Gage Park	\$ 9,360	1				1					1
Verify Investments LLC-Series 12	1715 W. 58th	15	West Englewood	\$ 10,200	1				1					1
Verify Investments LLC	2214 W. 51st	15	Gage Park	\$ 7,788	1				1					1
Verify Investments LLC- Serifies 11	6020 S. Wood	15	West Englewood	\$ 15,360	1					1				1
Green Property Acquisitions	1618 W 58th	15	West Englewood	\$ 9,000	1				1					1
West Englewood Lid Partnership (Clara's Village)	6355 S. Wood / 1637 W 59th / 1901 W 59th / 1941 W 59th	15	West Englewood	\$ 66,372	9				9					9
Thapar, Ashu	4349 S Talman	15	Brighton Park	\$ 13,200	1				1					1
Robin Limited Partnership	5707 S Hoyne	15	West Englewood	\$ 11,628	1					1				1
KJ Property Investments I, LLC	6101 S Marshfield	15	West Englewood	\$ 9,295	1					1				1
Addison Laraimie Realty	5748 S. Hoyne	15	West Englewood	\$ 10,200	1					1				1
Verify Investments LLC-Series 15	5529 S. Ada	16	West Englewood	\$ 11,460	1					1				1
Verify Investments LLC-Series 11	5641 S. Justine	16	West Englewood	\$ 14,100	1					1				1
Verify Investments LLC-Series 11	5735 S. Elizabeth	16	West Englewood	\$ 10,500	1					1				1

Chicago Low-Income Housing Trust Fund Rental Subsidy Allocations as of December 31, 2019

Organization	Building Address	Ward	Community Area	Total Funding	Funded	Units	Total SRO	Total Studios	Total 1-Bdrm	Total 2-Bdrm	Total 3-Bdrm	Total 4-Bdrm	0-15%	16-30%
Verity Investments LLC-Series 11	6224 S. Morgan	16	Englewood	\$ 21,780	2		1		1	1	1	1	1	1
Verity Investments LLC	6239 S. Ashland	16	West Englewood	\$ 12,120	1					1				1
Verity Investments LLC-Series 2	6340 S. Sangamon	16	Englewood	\$ 21,540	2			2						
Oates, Beulonna	1411 W. 55th St. / 1411 W. Garfield Blvd	16	West Englewood	\$ 8,424	1				1					1
Goss, Edward	5925 S. Rockwell	16	Chicago Lawn	\$ 5,880	1				1					1
Churchview Manor Preservation, LP	2626 W. 63rd St.	16	Chicago Lawn	\$ 61,200	20		20							20
Sardin, Darlene	6241 S. Throop	16	West Englewood	\$ 10,200	1				1					1
Finnella Correa LLC	6725 S. Aberdeen	16	Englewood	\$ 8,364	1				1					1
Mark Thomas Superfund	5936 S. Elizabeth	16	West Englewood	\$ 17,400	1				1					1
Is Real Estate Corporation	6323 S. Hamilton	16	West Englewood	\$ 15,120	1					1				1
Joseph McMullen and Ernestine Plant	6125 S. Ada	16	West Englewood	\$ 18,000	1				1					1
Watkins, Diantha	5834 S. Morgan	16	Englewood	\$ 21,600	1					1				1
Taking Da City Outside LLC	5743 S. Green	16	Englewood	\$ 18,000	1					1				1
Richardson, Elijah	718 W. 61st Place	16	Englewood	\$ 16,800	1					1				1
King III, Robert L	5436 S. Justine	16	New City	\$ 9,960	1				1					1
Goss, Edward	2505 S. 69th St.	17	Chicago Lawn	\$ 5,880	1					1				1
Multi Acquisitions, LLC	7705-11 S. Latlin Ave	17	Auburn Gresham	\$ 9,360	1				1					1
Claremont 00 LLC	6700 S. Claremont	17	Chicago Lawn	\$ 18,120	3		2		1					2
Jackson, Willie	7718 S. Winchester	17	Auburn Gresham	\$ 13,560	1					1				1
St. Leo Residence, Limited Partnership (Catholic Charities Hsg Dev	7750 S. Emerald	17	Auburn Gresham	\$ 67,560	10		10							10
2300 W. St Paul LLC / CMRD Properties LLC / Kass Management	1370-82 W. 79th / 7847-59 S. Loomis	17	Auburn Gresham	\$ 23,760	5		4		1					5
Pehar, Antoinette (ZAP Management)	6346-54 S. Fairfield	17	Chicago Lawn	\$ 63,600	10		10							10
ADK Management, Inc.	3300-14 W. Marquette / 6646-50 S. Spaulding	17	Chicago Lawn	\$ 4,980	1				1					1
Robin Limited Partnership	2018 W. 69th Place	17	West Englewood	\$ 9,000	1					1				1
Reed, Lekeasha	1221 W. 73rd	17	West Englewood	\$ 9,000	1					1				1
The Beloved Community (M)	1203-09 W. 78th Place	17	Auburn Gresham	\$ 13,800	3		1		2					2
Moore, Tashae	6828 S. Loomis	17	West Englewood	\$ 10,800	1					1				1
Barry, James & Dorothy	7754 S. Aberdeen	17	Auburn Gresham	\$ 7,320	1				1					1
James, Lynese Britton	8007 S. Stewart	17	Chatham	\$ 12,600	1					1				1
Gamehorn Chicago Master LLC	7955-59 S. Emerald / 714-20 W. 80th	17	Auburn Gresham	\$ 21,780	3		3							3
Dave Tom LLC	2656 W. 69th St / 6849-51 S. Washtenaw	17	Chicago Lawn	\$ 10,200	1				1					1
Multi Acquisitions, LLC	6400-02 S. Fairfield	17	Chicago Lawn	\$ 12,780	2					2				2
Walker, Edward	7921-23 S. Harvard	17	Chatham	\$ 13,800	1				1					1
Verity Investments LLC-Series 14	7332 S. Green	17	Englewood	\$ 14,280	1					1				1
7800 Latlin LLC	7800-10 S. Latlin	17	Auburn Gresham	\$ 15,360	2		1		1					2
Verity Investments LLC-Series 12	6818 S. Throop	17	West Englewood	\$ 14,700	1					1				1
Lara, Monica	1718 W. 71st St.	17	West Englewood	\$ 12,000	1					1				1
Z & Y Properties LLC Series 03	7701 S. Sangamon / 915-17 W. 77th	17	Auburn Gresham	\$ 7,920	1				1					1
Verity Investments LLC-Series 10	4749 S. Throop	20	New City	\$ 10,200	1					1				1
Verity Investments LLC-Series 10	5226 S. May	20	New City	\$ 30,660	2					1				2
Verity Investments LLC-Series 15	5346 S. Carpenter	20	New City	\$ 10,800	1					1				1
Verity Investments LLC-Series 6	5717-19 S. Prairie	20	Washington Park	\$ 40,560	3					2				2

Chicago Low-Income Housing Trust Fund Rental Subsidy Allocations as of December 31, 2019

Organization	Building Address	Ward	Community Area	Funding		Units		Total Studios		Total 1-Bdrm		Total 2-Bdrm		Total 3-Bdrm		Total 4-Bdrm		Total 16-30%		
				Total	Funded	Total	Funded	Total	Funded	Total	Funded	Total	Funded	Total	Funded	Total	Funded	Total	Funded	Total
Verity Investments LLC-Series 11	6041 S. Indiana	20	Washington Park	\$ 10,320	1	1	1													
Verity Investments LLC-Series 10	5018 S Lalin	20	New City	\$ 8,100	1	1	1													
Verity Investments LLC	6512 S. Rhodes	20	Woodlawn	\$ 36,900	3		1	1	1	1	1	1	1	1	1	1	1	1	1	1
Verity Investments LLC-Series 6	929 W. 54th Place	20	New City	\$ 13,800	1															
Jackson, Sammie	4945 S. Halsted	20	New City	\$ 11,340	2		1	1	1	1	1	1	1	1	1	1	1	1	1	1
POAH JBL LLC-2	6146 S. Kenwood	20	Woodlawn	\$ 52,860	9		5	4	5	4	5	4	5	4	5	4	5	4	5	4
POAH JBL LLC-1	6230 S. Dorchester	20	Woodlawn	\$ 21,120	4		4	4	4	4	4	4	4	4	4	4	4	4	4	4
Ocampo, Abigail Garcia	817 W 54th	20	New City	\$ 9,600	1															
Woodlawn Development Associates	6224-26 S. Kimbark	20	Woodlawn	\$ 13,344	3		3	3	3	3	3	3	3	3	3	3	3	3	3	3
Yale Building LP	6565 S. Yale	20	Englewood	\$ 59,100	13		13	13	13	13	13	13	13	13	13	13	13	13	13	13
Carter, Charles & Sisceodites	5430 S. Loomis	20	New City	\$ 8,520	1															
Tookes, Oliver	6116-34 S. King Drive	20	Washington Park	\$ 79,140	12		9	1	2	1	2	1	2	1	2	1	2	1	2	1
Washington Park 55th Place Ltd Partnership (Coppin House)	333 E. 55th Place & 338 E 56th St.	20	Washington Park	\$ 31,032	6		6	6	6	6	6	6	6	6	6	6	6	6	6	6
Washington Park 55th Place Ltd Partnership (Coppin House) (M)	333 E. 55th Place & 338 E 56th St.	20	Washington Park	\$ 67,440	9		2	3	4	6	6	6	6	6	6	6	6	6	6	6
GGC Venture LLC	6732 S. Evans	20	Woodlawn	\$ 8,760	1		1	1	1	1	1	1	1	1	1	1	1	1	1	1
St. Edmund's Place (6109-19 S. Indiana LP)	6109-19 S. Indiana	20	Washington Park	\$ 23,136	3		2	1	3	3	3	3	3	3	3	3	3	3	3	3
Jarrell Washington Park LLC	109-15 E. 57th / 5701-03 S. Michigan	20	Washington Park	\$ 33,900	4		4	4	4	4	4	4	4	4	4	4	4	4	4	4
Jarrell Washington Park LLC	6048-58 S. Michigan/68-70 E 61st	20	Washington Park	\$ 8,160	1		1	1	1	1	1	1	1	1	1	1	1	1	1	1
St. Edmund's Meadows LP	6147 S. Wabash	20	Washington Park	\$ 10,044	1		1	1	1	1	1	1	1	1	1	1	1	1	1	1
NMMLC LLC	6706-08 S Prairie	20	Grand Crossing	\$ 10,860	1		1	1	1	1	1	1	1	1	1	1	1	1	1	1
Ra-Ha Properties, LLC	5920 S. Princeton	20	Englewood	\$ 6,420	1		1	1	1	1	1	1	1	1	1	1	1	1	1	1
Olis, Philip	6331 S. Eberhart	20	Woodlawn	\$ 9,000	1		1	1	1	1	1	1	1	1	1	1	1	1	1	1
HABO Investments, Inc.	5742 S. Indiana	20	Washington Park	\$ 5,520	1		1	1	1	1	1	1	1	1	1	1	1	1	1	1
Theodore, Ronald	6531 S Green	20	West Englewood	\$ 11,760	1		1	1	1	1	1	1	1	1	1	1	1	1	1	1
6205 S. Michigan, Inc.	6205 S. Michigan	20	Washington Park	\$ 8,760	1		1	1	1	1	1	1	1	1	1	1	1	1	1	1
Eden Development Corp	5627-29 S. Indiana & 5532-34 S. Indiana	20	Washington Park	\$ 8,485	2		2	2	2	2	2	2	2	2	2	2	2	2	2	2
Jones, Lashawn	6022 S. Rhodes	20	Woodlawn	\$ 10,020	1		1	1	1	1	1	1	1	1	1	1	1	1	1	1
Robinson, Lashonda	6218 S. Indiana	20	Washington Park	\$ 10,320	1		1	1	1	1	1	1	1	1	1	1	1	1	1	1
Janice Trolter	5601-03 S. Emerald	20	Englewood	\$ 24,360	3		2	1	3	3	3	3	3	3	3	3	3	3	3	3
Multi Acquisitions, LLC	9401 S. Ashland / 1553 W. 94th St.	20	Washington Park	\$ 31,500	5		5	5	5	5	5	5	5	5	5	5	5	5	5	5
Gilmore, Ouandra L.	6637 S. Rhodes	20	Woodlawn	\$ 6,720	1		1	1	1	1	1	1	1	1	1	1	1	1	1	1
Living Hope Church	6414-16 S. Cottage Grove Ave.	20	Woodlawn	\$ 11,400	1		1	1	1	1	1	1	1	1	1	1	1	1	1	1
5751 S Michigan LLC	5751-59 S. Michigan / 108-114 E 58th	20	Washington Park	\$ 80,736	8		3	3	2	4	4	4	4	4	4	4	4	4	4	4
MLK Holdings, LLC	6244-52 S. Martin Luther King Drive	20	Washington Park	\$ 88,560	13		13	13	13	13	13	13	13	13	13	13	13	13	13	13
Autumn Swallow Homes LLC	5637 S Wabash	20	Washington Park	\$ 12,600	1		1	1	1	1	1	1	1	1	1	1	1	1	1	1
Wolcott Group (TWG Woodlawn IV)	6126 S. Woodlawn	20	Woodlawn	\$ 37,020	9		7	2	7	7	7	7	7	7	7	7	7	7	7	7
6800 S Dorchester LLC	6800-20 S. Dorchester	20	Woodlawn	\$ 64,980	9		0	0	3	5	1	9	9	9	9	9	9	9	9	9
Nicki Enterprises LLC 5835 S Michigan Series	5835-37 S. Michigan	20	Washington Park	\$ 12,660	1		1	1	1	1	1	1	1	1	1	1	1	1	1	1
DMI AA I, LLC	6123-25 S. Eberhart	20	Woodlawn	\$ 12,600	1		1	1	1	1	1	1	1	1	1	1	1	1	1	1
Nevarez, Eva	5634 S. Green	20	Englewood	\$ 12,960	1		1	1	1	1	1	1	1	1	1	1	1	1	1	1
Eclifce General Construction LLC	7047 S Vernon	20	Greater Grand Crossing	\$ 8,760	1		1	1	1	1	1	1	1	1	1	1	1	1	1	1
5640 Wabash LLC	5640 S Wabash	20	Washington Park	\$ 18,600	1		1	1	1	1	1	1	1	1	1	1	1	1	1	1

Chicago Low-Income Housing Trust Fund Rental Subsidy Allocations as of December 31, 2019

Organization	Building Address	Ward	Community Area	Total Funding	Funded	Units	Total SRO	Total Studios	Total 1-Bdrm	Total 2-Bdrm	Total 3-Bdrm	Total 4-Bdrm	0-15%	16-30%
Jam Property Group	6010 S Wabash	20	Washington Park	\$ 15,312	1				1				1	
Thompson, William H	1118 W Garfield	20	New City	\$ 11,460	1				1				1	
Clayton, Duane	6416 S Ingleside	20	Woodlawn	\$ 19,608	1				1				1	
Ocampo, Abigail Garcia	817 W 54th	20	New City	\$ 9,600	1				1				1	
Verity Investments LLC-Series 5	652 W 60th St	20	Englewood	\$ 14,100	1				1				1	
Harris, Bryan	6601-03 S St. Lawrence	20	Woodlawn	\$ 24,480	2				2				1	1
RM Newton Development Corp.	6213-15 S Greenwood	20	Woodlawn	\$ 12,000	1				1				1	
Bradley, Laticia	9443 S. Justine	21	Washington Heights	\$ 8,760	1				1				1	
Chicago Metro Hsg Dev Corp	9101-09 S. Beverly / 1723-25 W. 91st	21	Washington Heights	\$ 23,040	3				3				3	
8559 S Sangamon, LLC	8512 S Sangamon	21	Auburn Gresham	\$ 20,400	1				1				1	
8101 S Marshfield LLC	8101 S Marshfield / 1615-17 W. 81st	21	Auburn Gresham	\$ 48,360	4				1	3			4	
H & R Building Partners, LLC (fka Building #1)	1314-24 W. 82nd	21	Auburn Gresham	\$ 48,120	5				1	4			4	1
H & R Building Partners, LLC (fka Building #1)	1334-44 W. 83rd	21	Auburn Gresham	\$ 31,560	4				4				4	
H & R Building Partners, LLC (under Trust #18683)	1434-44 W. 83rd	21	Auburn Gresham	\$ 29,940	4				2	2			2	2
Matthews, Serethea	1301-11 W 80th St. / 8000-02 S Throop	21	Auburn Gresham	\$ 23,340	3				3				2	1
89th & Loomis, LP	8915 S. Loomis	21	Washington Heights	\$ 4,656	1				1				1	
BSD Realty 613 LLC	9101-09 S. Ashland / 1553 W 91st St.	21	Washington Heights	\$ 46,620	7				1	6			4	3
1634 West 89th LLC	1634 W 89th/8852 S Marshfield	21	Auburn Gresham	\$ 7,800	1				1				1	
Universal Properties LLC	8001 S Justine/1515-21 W 80th St.	21	Auburn Gresham	\$ 34,656	4				4				4	
Triple M Mazel LLC	1301 W 97th St	21	Washington Heights	\$ 23,544	1					1			1	
Perignani, Donald	8052 S Marshfield	21	Auburn Gresham	\$ 9,720	1				1				1	
8057 S Carpenter LLC	8057-59 S Carpenter	21	Auburn Gresham	\$ 46,620	6				6				1	5
Z & Y Properties LLC Series 07	1138-44 W. 83rd	21	Auburn Gresham	\$ 23,580	3				3				3	
Verity Investments LLC	2349 S. Drake	22	South Lawndale	\$ 24,900	2				2				2	
Patterson, Donald	4100 W. Ogden	22	North Lawndale	\$ 29,280	4				4				4	
The Resurrection Project (Casa Tabasco)	3515-17 W. 23rd St	22	South Lawndale	\$ 20,008	3				3				3	
The Resurrection Project (Casa Sor Juana)	2700 S. Drake	22	South Lawndale	\$ 9,792	3				2	1			3	
Confidential	Confidential	23		\$ 25,200	3				3				3	
Verity Investments LLC	1436 S. Kostner	24	North Lawndale	\$ 9,600	1				1				1	
Verity Investments LLC	1525 S. Hamlin	24	North Lawndale	\$ 31,668	3				1	2			3	
Safeway-Kollin, Inc	1203-11 S. Kollin / 4321-29 W. Roosevelt	24	North Lawndale	\$ 37,800	7				7				1	6
Keeler Apartments Ltd. Partnership	1251-55 S. Keeler	24	North Lawndale	\$ 67,200	10				1	7	2		5	5
Keeler-Roosevelt Road LP	1148-52 S. Keeler	24	Auslin	\$ 7,320	1				1				1	
3032 West Cermak LLC	3032 W Cermak	24	South Lawndale	\$ 8,760	1				1				1	
Tenard, Terrance	3946 W. Polk	24	West Garfield Park	\$ 9,420	1				1				1	
Liberty Square LP c/o Bonheur Realty Services Corp.	711 S. Independence Blvd.	24	East Garfield Park	\$ 69,612	10				1	6	2	1	4	6
Novarra, Marisa & Christians, Ted	1852 S. Troy	24	North Lawndale	\$ 6,360	1				1				1	
Gottlieb, Diane	1504 S Harding	24	North Lawndale	\$ 8,280	1				1				1	
Pierce, Audrey	1630 S. Christiana	24	North Lawndale	\$ 9,360	1				1				1	
Johnson, Margaret	1521 S. Harding	24	North Lawndale	\$ 9,480	1				1				1	
Johnson, Margaret	1511 S. Lawndale	24	North Lawndale	\$ 29,100	3				3				3	
Brown, Otis (fka Westside Development LLC)	3939 W. Flournoy	24	West Garfield Park	\$ 12,600	1				1				1	

Chicago Low-Income Housing Trust Fund Rental Subsidy Allocations as of December 31, 2019

Organization	Building Address	Ward	Community Area	Total Funding	Funded	Units	Total SRO	Total Studios	Total 1-Bdm	Total 2-Bdm	Total 3-Bdm	Total 4-Bdm	0-15%	16-30%
North Lawndale Ltd Partnership (Sankofa House) (M)	4041 W. Roosevelt Rd.	24	North Lawndale	\$ 55,572	8			8						8
North Lawndale Ltd Partnership (Sankofa House)	4041 W. Roosevelt Rd.	24	North Lawndale	\$ 79,800	15			13	1	1				15
SCC Restoration, LLC	3112-46 W. Douglas Blvd	24	North Lawndale	\$ 92,880	7					7	5	2		2
Gerard, James	1549 S St. Louis	24	North Lawndale	\$ 19,200	2				2					2
Idrizi, Cle	1914 S Hamlin	24	North Lawndale	\$ 21,840	1					1	1			1
T & A Real Estate LLC	4315-25 W. 15th St.	24	North Lawndale	\$ 10,500	1				1					1
Derivex Group, LLC	1510 S Drake	24	North Lawndale	\$ 18,000	1					1	1			1
Jones, James Colih	1428 S Christina	24	North Lawndale	\$ 12,000	1				1					1
DSK LLC	1439 S Tripp Ave	24	North Lawndale	\$ 50,040	3				1	2	2			1
Chicago Title Land Trust Company Beneficiary: Georgia Sligger	3400 W Lexington	24	North Lawndale	\$ 18,600	1					1	1			1
Collier, Barbara	1868 S Central Park	24	East Garfield Park	\$ 13,320	1					1				1
Verity Investments LLC-Series 9	4156 W 21st	24	North Lawndale	\$ 17,100	1				1					1
Idrizi, Cle	3944 W Greshaw	24	North Lawndale	\$ 19,920	1						1			1
Joudeh Investments, LLC	3843 W Polk St	24	East Garfield Park	\$ 12,720	1					1	1			1
Conto III LLC	1614 S Springfield	24	North Lawndale	\$ 16,248	1						1			1
Perry Ernest Properties, LLC	1825 S. Lawndale	24	North Lawndale	\$ 9,600	1					1				1
Ibarra, Juan & Elizabeth	1714 W. 17th St.	25	Lower West Side	\$ 4,320	1					1				1
The Resurrection Project (Casa Chiapas)	1712 W. 17th St.	25	Lower West Side	\$ 10,356	2					2				2
The Resurrection Project (Casa Guerrero)	963 W. Cullerton	25	Lower West Side	\$ 14,220	3					1	2			3
The Resurrection Project (Casa Monterrey)	967 W. 19th St.	25	Lower West Side	\$ 1,356	1				1					1
Casa Puebla, LLC	2014 S Racine	25	Lower West Side	\$ 1,380	1					1				1
Community Housing Partners IV LP (B. J. Wright Apartments)	1026-30, 1036-40, 1046-50, 1060-66 W. 14th	25	Near West Side	\$ 135,408	14				6	8	8			6
MyRentalApp.net, LLC	1300-02 N. Homan / 3410-12 W. Potomac	26	Humboldt Park	\$ 23,400	3					1	2			3
MyRentalApp.net, LLC	3935-45 W. Cortland	26	Hermosa	\$ 12,840	2					1	1			2
Humboldt Park Residence (L.U.C.H.A.)	3339 W. Division / 1152-58 N. Christiana	26	Humboldt Park	\$ 82,776	20					20				19
Rodriguez, Margarita	1019 N. Francisco	26	West Town	\$ 7,056	1					1				1
Mercado, Doris & Rinaldi-Jovet, Elisla	3345 W. Beach	26	Humboldt Park	\$ 8,820	1					1				1
Jesus Morales, Jr	1622 N. Albany	26	Humboldt Park	\$ 6,420	1					1				1
Olson, Matt	3416 W. Potomac	26	Humboldt Park	\$ 11,520	2					2				2
Hispanic Housing Dev Corp (Humboldt Park Ltd)	3038-40 W. North Ave.	26	Humboldt Park	\$ 48,660	12				9	3				11
Hispanic Housing Dev Corp (Augusta Assoc. Ltd)	3301 W. Palmer	26	Logan Square	\$ 42,600	6					6				3
Nuestro Pueblo Apts LP (Bickerdike Redevelopment Corp)	901-03 N. Sacramento et al.	26	Humboldt Park	\$ 93,432	21					4	9	6	2	5
Boulevard Apts LP (Bickerdike Redevelopment Corp)	929 N. Sacramento / 2214 N Sacramento / 1930 N. Humboldt	26	Logan Square	\$ 124,584	15					3	7	2	3	7
Spaulding Partners LP	1750 N. Spaulding	26	Humboldt Park	\$ 39,468	5					2	3			4
Kevin Mesyef	1945 N Hamlin	26	Logan Square	\$ 8,760	1					1				1
Martinez, Charles	4247 W. Hirsch	26	Humboldt Park	\$ 12,600	1					1				1
Martinez, Charles	1413 N. Karlov	26	Humboldt Park	\$ 14,640	1						1			1
La Casa Norte	3507 W North	26	Humboldt Park	\$ 29,040	11					11				11
Cueva, Sean O.	3748 W McLean	26	Logan Square	\$ 21,600	1					1				1
SDLL Corporation	4248 W LeMoine	26	Logan Square	\$ 15,600	1					1				1
Zapata Apartments Limited Partnership	3230 W Armitage	26	Humboldt Park	\$ 28,980	2					1	1			2

Chicago Low-Income Housing Trust Fund Rental Subsidy Allocations as of December 31, 2019

Organization	Building Address	Ward	Community Area	Funding		Units		Total Studios		Total 1-Bdrm		Total 2-Bdrm		Total 3-Bdrm		Total 4-Bdrm		0-15%		16-30%	
				Total	Funded	Total	Funded	Total	Funded	Total	Funded	Total	Funded	Total	Funded	Total	Funded	Total	Funded	Total	Funded
Kevin Mesyef	1945 N. Hamlin	26	Logan Square	\$ 8,760	1	1															
Verify Investments LLC-Series 1	2710 W. Jackson	27	East Garfield Park	\$ 108,000	24	24															24
Verify Investments LLC-Series 8	2847 W. Congress	27	East Garfield Park	\$ 8,400	1						1										1
Verify Investments LLC-Series 5	711-113 S Albany	27	Humboldt Park	\$ 9,600	1						1										1
Verify Investments LLC-Series 4	319 S. California	27	East Garfield Park	\$ 14,664	1						1										1
Williams, Bill	3818 W Ohio	27	Humboldt Park	\$ 19,320	2						2										2
Ventus Holdings LLC-116 (Trust #8002370021)	116-18 S. California	27	East Garfield Park	\$ 24,000	2						2										2
Ventus Holdings, LLC-122 (Trust #8002370021)	122-24 S. California	27	East Garfield Park	\$ 53,160	6						2	4									3
Ferguson, Jacqueline	1039 N. Hamlin	27	Humboldt Park	\$ 7,560	1						1										1
McDermott Foundation	932 W. Washington / 124 N. Sangamon / 108 N. Sangamon	27	Near West Side	\$ 421,680	75	75															60
McDermott Foundation (Sangamon & Men's Recovery)	124 N. Sangamon	27	Near West Side	\$ 369,840	67	67															67
Senior Suites Chicago West Humboldt Park, LLC	3656 W. Huron / 701-19 N. Lawndale / 700-08 N. Monticello	27	Humboldt Park	\$ 73,980	19			17	2												19
Median LLC	1006 N Lawndale	27	Humboldt Park	\$ 10,356	1						1										1
Sheehan, Patrick	1205 N. Hamlin	27	Humboldt Park	\$ 9,540	1						1										1
ATC Investments LLC	706 N Spaulding	27	Humboldt Park	\$ 12,900	1						1										1
Rosa Parks LP	532 N Trumbull and 3341 W Ohio	27	Humboldt Park	\$ 90,300	6						3	3									6
1910 Emerson St LLC	3222 W Huron St.	27	Humboldt Park	\$ 19,800	1						1										1
3351 W Ohio Inc	3351-53 W Ohio	27	Humboldt Park	\$ 10,728	1						1										1
Black Sand Capital Series 1MB LLC	5116 W Augusta	27	Austin	\$ 13,920	1						1										1
Verify Investments LLC-Series 4	237 N Sacramento	27	East Garfield Park	\$ 23,400	1						1										1
Williams, Bill	3302-08 W Huron	27	Humboldt Park	\$ 6,828	1						1										1
Verify Investments LLC-Series 15	951 N Homan	27	Humboldt Park	\$ 15,600	1						1										1
Verify Investments LLC	266 S. Sacramento	28	East Garfield Park	\$ 28,320	2						1	1									2
Jimenez, Victor	3914-16 W Congress	28	West Garfield Park	\$ 35,496	2							2									1
CIL385866 LLC	302-12 N Kedzie and 3200-06 W Fulton	28	East Garfield Park	\$ 12,600	1						1										1
4858 West Washington LLC	4856-588 West Washington	28	Austin	\$ 16,200	1						1										1
Shamoun, Najla	5021 W Adams	28	Austin	\$ 10,860	1						1										1
JGW Properties 31 N Lorel LLC	31-35 N Lorel	28	Austin	\$ 13,200	1						1										1
Hodowaty, Aleksandra & Dariusz Dereszkiwicz	2832 W Lexington	28	East Garfield Park	\$ 18,720	1							1									1
Charles, Maxine, and Inez Ivy	4710 W Washington	28	Austin	\$ 12,468	1						1										1
Edwards, Wayne	254 N Pulaski	28	West Garfield Park	\$ 11,400	1						1										1
Montesinos, Nahum	4336 W Monroe	28	West Garfield Park	\$ 15,600	1						1										1
DSK LLC	4106 W Maypole	28	West Garfield Park	\$ 38,604	2						2										2
DSK LLC	5091 W Monroe	28	Austin	\$ 36,360	2						1	1									2
Black Sand Capital Series 1MB LLC	4157-59 W Adams	28	West Garfield Park	\$ 55,440	3						3										3
Equity Trust Company	5322-24 W Washington/109-113 N Lorel	28	Austin	\$ 14,580	2						1	1									2
TLP 315 Kipatrnick, LLC	315-25 S. Kipatrnick	28	Austin	\$ 16,200	3						3										3
Suddiqi, Shakir A	3008 W Flournoy St.	28	East Garfield Park	\$ 9,900	1						1										1
Coleman, Donald and Rosie	4834 W Washington	28	Austin	\$ 17,928	1							1									1
Coleman, Donald and Rosie	2724 W Flournoy	28	East Garfield Park	\$ 16,100	1						1										1
Verify Investments LLC	3107 W. Monroe	28	East Garfield Park	\$ 13,200	1						1										1

Chicago Low-Income Housing Trust Fund Rental Subsidy Allocations as of December 31, 2019

Organization	Building Address	Ward	Community Area	Total Funding	Funded	Units	Total SRO	Total Studios	Total 1-Bdrm	Total 2-Bdrm	Total 3-Bdrm	Total 4-Bdrm	0-15%	16-30%
Verify Investments LLC	3909 W. Gladys	28	West Garfield Park	\$ 14,640	1					1	1			
HSS Holdings LLC (Chicago Title Land Trust #8002366152)	4301 W. West End / 120-24 N. Kildare	28	West Garfield Park	\$ 18,060	2				1	1				2
4300 W West End LLC	4300-10 W. West End	28	West Garfield Park	\$ 16,320	2				2					2
4316 W. West End LLC	4316 W. West End / 201 N. Kolin	28	West Garfield Park	\$ 19,680	3				3					2
4052 W. West End LLC	4052 W. West End / 201 N. Karlov	28	West Garfield Park	\$ 36,300	3				1	2	1			2
HSS Holdings LLC	4355-57 W. Maypole / 223-27 N. Kostner	28	West Garfield Park	\$ 15,720	2				1	1				2
HSS Holdings LLC (Chicago Title Land Trust #8002366152)	4455-59 W. West End Street / 121-27 N. Kilbourn	28	West Garfield Park	\$ 17,004	2				2					2
4200 W Washington Blvd Holdings LLC	4200-06 W. Washington / 112-18 N. Keeler	28	West Garfield Park	\$ 30,960	4				1	3	2			2
Dickson Estate Apartments / Dickson, Jerome	1131-33 S. Sacramento	28	North Lawndale	\$ 7,500	1				1		1			1
Gugly Inc. c/o Pioneer Property Advisors	5447-51 W. West End / 164 N. Lotus	28	Austin	\$ 52,764	8				5	3	8			
KMA Holdings III, LLC	4031-37 W. Gladys	28	West Garfield Park	\$ 36,060	6				2	4				6
Holsten Management (Midwest Limited Partnership)	6 N. Hamlin	28	West Garfield Park	\$ 2,820	1				1					1
The Chicago Trust Community Trust #BEV-3690	5014-18 W. Westend	28	Austin	\$ 15,912	2				2					2
Pinea Properties, LLC	3432 W Fullon	28	East Garfield Park	\$ 6,000	1				1		1			
Pinea Properties, LLC	3447 W. Carol	28	East Garfield Park	\$ 12,600	1				1		1			
Albany Bank and Trust as Trustee for Trust 1533	1118 S. California	28	North Lawndale	\$ 14,328	1				1		1			
KMJ Properties, Inc.	4316 W Gladys Ave	28	West Garfield Park	\$ 12,000	1				1		1			
Legacy Management Services LLC (LaSalle Nat'l Assn Trust #11762)	16-22 S. Central	29	Austin	\$ 64,344	8				8					
Legacy Management Services LLC (Cosmopolitan Bank & Trust #3)	133-45 S. Central / 5567-69 W. Adams	29	Austin	\$ 42,660	5				1	3	1	4		1
Adams, Billy R	1618 North Austin	29	Austin	\$ 18,324	1				1		1			
Ronald and Serthea Reid	322 N Mayfield	29	Austin	\$ 19,560	1						1			
Harvey, Calvin	5320 W Adams	29	Austin	\$ 10,920	1					1				1
5644 W Washington Blvd Holdings LLC	5644 W Washington / 110-14 N. Parkside	29	Austin	\$ 42,180	6				2	2	2			3
Spartan Real Estate	5806-08 W. Fullon / 302-06 N Menard	29	Austin	\$ 29,720	4				1	3				3
MLC Properties (7-13 North Pine LLC)	7-13 N. Pine	29	Austin	\$ 17,460	3				3		2			1
H & R Building Partners, LLC (fka Building #1)	840-42 N. Massasoit	29	Austin	\$ 29,880	4				4					4
New Building 5449, LLC (fka Building #1)	5449-51 W. Quincy / 235-37 S. Lotus	29	Austin	\$ 17,280	2				2					2
736 North Menard, LLC	736-46 N. Menard	29	Austin	\$ 30,420	3				1	2				3
Squirt, Inc.	2-18 S. Mayfield / 5843 W. Madison	29	Austin	\$ 16,860	3				1	2				2
137 North Mason, LLC	137-45 N. Mason	29	Austin	\$ 79,920	9				2	7				4
5200 W Quincy Properties, LLC	5200-5210 W Quincy / 214-224 S Laramie	29	Austin	\$ 9,240	1				1					1
721 North Menard LLC	721-23 N Menard Ave	29	Austin	\$ 21,600	2				2					1
1930 N Ridgeway Ave LLC	5635-45 W Iowa	29	Austin	\$ 16,800	1				1		1			1
NAICO Real Estate	4849 W Jackson	29	Austin	\$ 10,140	1				1					1
123 Central Investment Group	123 N Central	29	Austin	\$ 26,280	4				1	3				2
3550 West Franklin, LLC	3550-54 W. Franklin	29	Austin	\$ 31,920	3				2	1				2
Fast Track Properties LLC	5645-53 W Washington Blvd	29	Austin	\$ 51,372	6						2	4		3
Garcia, Herbert	2716-22 N Linder	30	Belmont Cragin	\$ 13,308	1				1					1
JFP LLC	3859 W. Wrightwood	31	Logan Square	\$ 15,900	2				1	1				2
Salgado, Baldemar	4300 W. Fullerton	31	Hermosa	\$ 30,720	6				2	4				5
Renaissance Saint Luke LP	1501 W. Belmont	32	Lake View	\$ 53,556	10				10					10
Fregoso, Leticia & Joaquin	2449 N Maplewood	32	Logan Square	\$ 9,840	1				1					1

Chicago Low-Income Housing Trust Fund Rental Subsidy Allocations as of December 31, 2019

Organization	Building Address	Ward	Community Area	Funding		Units		Total Studios		Total 1-Bdrm		Total 2-Bdrm		Total 3-Bdrm		Total 4-Bdrm		0-15%		16-30%	
				Total	Funded	Total	Funded	Total	Funded	Total	Funded	Total	Funded	Total	Funded	Total	Funded	Total	Funded	Total	Funded
Janusz, Timothy W.	2621 N. Fairfield	32	Logan Square	\$ 7,860	1	1															
2944 West Cullom, LLC	2944-50 W. Cullom	33	Irving Park	\$ 8,520	1																
4043 N. Mozart, LLC c/o ASAP Management	4043-47 N. Mozart	33	Irving Park	\$ 8,100	1																
Mercy Housing Lakefront (111th and Wentworth LP)	11045 S. Wentworth	34	Roseland	\$ 19,344	8	8															
B.K.T. Properties, LLC	11748 S. Union	34	Pullman	\$ 9,660	1																
Greenside Properties, LLC	11813 S Morgan	34	West Pullman	\$ 10,560	1																
Essential Technology Solutions Inc.	5749 S Elizabeth	34	West Englewood	\$ 18,600	1																
Verity Investments LLC-Series 4	129 W104th St	34	Roseland	\$ 13,200	1																
Verity Investments LLC-Series 15	1721 W Montvale	34	Morgan Park	\$ 17,220	1																
Verity Investments LLC-Series 14	12141 S Emerald	34	West Pullman	\$ 10,200	1																
Davis Family Trust	335 W. 109th Street	34	Roseland	\$ 9,000	1																
Christiana, Udoh	1 E 114th St	34	Roseland	\$ 24,600	1																
West Pullman School Redevelopment LP	11941 S Parnell Ave	34	West Pullman	\$ 149,366	16																
Hopkins, William & Rebecca	10054-56 S May / 1138-40 W 101st	34	Washington Park	\$ 7,200	1																
Fregoso, Leticia & Joaquin	3415 W. Lyndale	35	Logan Square	\$ 10,680	1																
JFP LLC	3402-08 W. Lyndale	35	Logan Square	\$ 19,800	2																
La Paz Limited Partnership (Bickerdike Redevelopment Corp)	3600-06 W. Shakespear e et al	35	Logan Square	\$ 117,360	11																
Villanueva, Abel	3508-10 W. Dickens	35	Logan Square	\$ 7,200	1																
Ibarra, Lourdes	2901 N. Dawson	35	Avondale	\$ 6,600	1																
1802 Lake St. LLC	1827 N. Kedvale	35	Hermosa	\$ 12,000	1																
3441 Montrose LP	3435 W Montrose Ave	35	Irving Park	\$ 10,500	1																
3714 West Wrightwood, LLC	3714-16 W. Wrightwood	35	Logan Square	\$ 8,640	1																
Verity Investments LLC	5442 W. Augusta	37	Austin	\$ 11,700	1																
Verity Investments LLC	634 N. Avers	37	Humboldt Park	\$ 8,700	1																
234 N Pine Ave Holdings LLC	224-34 N. Pine	37	Austin	\$ 9,060	1																
Pine Central L.P.	745 N. Central	37	Austin	\$ 4,212	1																
Central Arms LLC dba Plaza Arms	501 N. Central	37	Austin	\$ 194,460	59	59															
Pierce, Audrey	1115 N. Springfield	37	Humboldt Park	\$ 9,840	1																
Ten Fold Partners	5422-24 W. North / 1603-11 N. Lotus	37	Austin	\$ 42,120	6																
City Investors LLC	4846-56 W. North	37	Austin	\$ 39,096	5																
Brown, Otis (Ika Westside Development LLC)	4957 W. Huron	37	Austin	\$ 19,080	2																
Montesinos, Nahum	930 N Springfield	37	Humboldt Park	\$ 11,460	1																
de la Cruz, Modesto	1145 N. Keeler	37	Humboldt Park	\$ 7,800	1																
County Properties Series II LLC	4924 W. Iowa	37	Austin	\$ 10,620	1																
Vargas, Sonia	847 N. Keeler	37	Humboldt Park	\$ 8,760	1																
Pine Race II, LP	541-55 N. Pine / 5458-64 W. Race	37	Austin	\$ 5,100	1																
Black Sand Capital Series IMB LLC	1611- N LeClaire	37	Austin	\$ 11,460	1																
4048 West Division, LLC	4046-48 W Division	37	Humboldt Park	\$ 16,620	2																
Montesinos, Nahum	930 N Ridgeway	37	Humboldt Park	\$ 8,100	1																
ELK LLC	5251-57 W Ferdinand	37	Austin	\$ 25,560	2																
3514 W Pierce Av LLC	3514 W Pierce Ave LLC	37	Austin	\$ 13,260	1																
HIP-KAT LLC	5322 W Race	37	Austin	\$ 19,800	1																

Chicago Low-Income Housing Trust Fund Rental Subsidy Allocations as of December 31, 2019

Organization	Building Address	Ward	Community Area	Total Funding		Funded		Units		Total Studios		Total 1-Bdrm		Total 2-Bdrm		Total 3-Bdrm		Total 4-Bdrm		0-15%		16-30%		
				\$	%	\$	%	#	%	#	%	#	%	#	%	#	%	#	%	#	%	#	%	#
Primo Center for Women & Children	4231 W. Division	37	Humboldt Park	\$ 38,400	4																			
Barlow, Patricia	1359 N. Central	37	Auslin	\$ 8,520	1																			
AJ & C Holdings LLC	4815-23 N Springfield	39	Albany Park	\$ 7,956	1																			
Kaitner Properties, LLC	2516 W. Foster	40	Lincoln Square	\$ 7,140	1																			
Ravenwood Partners of Illinois LP	1818 W. Peterson	40	West Ridge	\$ 203,820	34																			
6364-82 Hermitage, LLC	1737-51 W. Devon / 6364-82 N. Hermitage	40	Rogers Park	\$ 16,440	2																			
Hadzic, Dzevad & Zumreta	6109 N. Damen	40	West Ridge	\$ 10,140	1																			
Anisera, Habte	6136 N Seeley	40	West Ridge	\$ 11,640	1																			
Mehrer, William	7350 N Harlem	41	Edison Park	\$ 7,620	1																			
Diversey Limited Partnership	712 W Diversey	44	Lake View	\$ 16,944	2																			
YMCA of Metro Chicago	3333 N Marshfield	44	Lake View	\$ 149,544	72																			
Klipatnick Renaissance LP	4655 W Berteau	45	Portage Park	\$ 29,220	3																			
YMCA of Metro Chicago	4251 W. Irving Park	45	Irving Park	\$ 110,940	43																			
Kleinsmith, Scott & Courtney	4939 W Ainslie St	45	Jefferson Park	\$ 8,160	1																			
Mc Lenighan, Michael	5484 W. Higgins	45	Jefferson Park	\$ 6,900	1																			
Community Housing Partners XI LP	4431 N. Clifton	46	Uptown	\$ 37,452	6																			
Community Housing Partners XI LP	900 W. Windsor	46	Uptown	\$ 44,292	6																			
Community Housing Partners XI LP	927 W. Wilson	46	Uptown	\$ 99,996	14																			
Madison 129 Owner LLC, R-CP Cliff-Sheriff	4541 N. Sheridan Rd.	46	Uptown	\$ 122,496	31																			
Chicago Title Land Trust Company, as Trustee U/I/A DTD May 21, 1915-17 W. Wilson	915-17 W. Wilson	46	Uptown	\$ 268,080	60																			
New Friendly Towers LLC d/o Jesus People USA	920 W. Wilson	46	Uptown	\$ 176,760	53																			
Mercy Housing Lakefront (Malden Limited Partnership II) (M)	4727 N. Malden	46	Uptown	\$ 145,380	52																			
Mercy Housing Lakefront (Malden Limited Partnership II)	4727 N. Malden	46	Uptown	\$ 52,572	14																			
Wolcott Real Property LLC (TWG Maryland LLC & TWG Greenview)	825-45 W. Sunnyside / 820 W. Agatite	46	Uptown	\$ 38,400	6																			
Ruth Shriman House	4040 N. Sheridan Rd.	46	Uptown	\$ 67,296	14																			
Voice of the People	4431 N. Racine	46	Uptown	\$ 13,200	1																			
Stoller, Jim (Ika Lorali LLC)	1039 W. Lawrence	46	Uptown	\$ 90,840	23																			
Wilson Yards Partners LP / Holsten Management (M)	1026 W. Montrose	46	Uptown	\$ 63,804	9																			
Wilson Yard Senior Housing LP / Holsten Management (M)	1032 W. Montrose	46	Uptown	\$ 76,920	14																			
Lawrence House Commons LLC (M)	1020 W. Lawrence	46	Uptown	\$ 157,344	22																			
4875 N Magnolia LLC	4875 N. Magnolia	46	Uptown	\$ 107,100	15																			
CLK Management (CLK LV 1325 W. Wilson LLC)	1325 W. Wilson	46	Uptown	\$ 76,692	11																			
Voice of the People	4861-63 N Kenmore	46	Uptown	\$ 14,640	1																			
Heartland Housing (Hollywood House L.P.)	5700 N. Sheridan Rd.	48	Edgewater	\$ 151,740	34																			
H.O.M.E.	1537 W. Rosemont	48	Edgewater	\$ 10,224	4																			
Mercy Housing Lakefront (5042 Winthrop LP)	5042 N. Winthrop	48	Uptown	\$ 111,240	40																			
MSS Enterprises	5326 N. Winthrop	48	Edgewater	\$ 118,932	16																			
Popovic, Toma & Roza	5730 N. Sheridan	48	Edgewater	\$ 36,720	4																			
Popovic, Toma & Roza	5949 N. Kenmore	48	Edgewater	\$ 15,480	2																			
Popovic, Toma & Roza	6128 N. Kenmore	48	Edgewater	\$ 16,620	2																			
Popovic, Toma & Roza	6163 N. Kenmore	48	Edgewater	\$ 15,660	2																			
5450 N Winthrop LLC	5450 N. Winthrop	48	Edgewater	\$ 8,472	1																			

Chicago Low-Income Housing Trust Fund Rental Subsidy Allocations as of December 31, 2019

Organization	Building Address	Ward	Community Area	Total Funding	Funded	Units SRO	Total Studios	Total 1 Bdrm	Total 2 Bdrm	Total 3 Bdrm	Total 4 Bdrm	0-15%	16-30%
Bryn Mawr / Belle Shore LP c/o Holsten Management	5550 N. Kenmore	48	Edgewater	\$ 7,200	2	2							2
Sheridan Shore Management LLC	5750 N. Sheridan	48	Edgewater	\$ 7,860	1	1							1
Buck Miller, LLC	5054 N. Winthrop	48	Edgewater	\$ 6,540	1	1	1						1
5750 N. Kenmore LLC	5750 N. Kenmore	48	Edgewater	\$ 17,820	3	1	2						3
CLK Management (CLK LV 5718 N. Winthrop LLC)	5718 N. Winthrop	48	Uptown	\$ 62,748	9	9							9
Chicago House and Social Service Agency	5036 N. Kenmore	48	Uptown	\$ 63,660	8	8							8
BCH Tower, LLC	6151 N. Winthrop	48	Edgewater	\$ 9,720	1	1							1
Argyle Neighborhood Dev Corp	907 W Argyle St	48	Uptown	\$ 15,480	2	1	1			2			
Michalewicz, Pablo	5701 N. Sheridan Unit #3-D	48	Edgewater	\$ 8,220	1	1	1						1
H.O.M.E.	7320 N. Sheridan Rd.	49	Rogers Park	\$ 77,016	15	8	4	3					15
Ashland Devon Chicago Equities, LP	6748-50 N. Ashland	49	Rogers Park	\$ 253,980	26	1	25				5		21
Council for Jewish Elderly (M)	1221 W. Sherwin	49	Rogers Park	\$ 36,480	8	8							8
Council for Jewish Elderly	1221 W. Sherwin	49	Rogers Park	\$ 73,080	12		12						12
W. W. Limited Partnership	6928 N. Wayne	49	Rogers Park	\$ 127,320	23		23						23
Broadmoor Partners LLC	7600 N. Bosworth	49	Rogers Park	\$ 158,772	26	8	11	6	1	8			17
1742 W. North Shore, Inc c/o DLG Management	1740-54 W. Northshore / 6702-6710 N. Hermitage Ave.	49	Rogers Park	\$ 8,700	1		1			1			1
Chicago Metropolitan Housing Development Corporation	1714-24 W. Jonquil	49	Rogers Park	\$ 7,800	1		1						1
S. Kahn, LLC - 1421 W. Farwell	1421 W. Farwell	49	Rogers Park	\$ 6,000	1	1							1
Vranas Family Partners LLC	6758 N. Sheridan	49	Rogers Park	\$ 29,640	5	3	2						5
Good News Partners	1546 W. Jonquil Terrace	49	Rogers Park	\$ 29,460	6	1	5				6		
Bluefields Sheridan, LLC	7600 N. Sheridan	49	Rogers Park	\$ 61,740	7	1	6						3
Cagan Management (Starboard Properties LLC)	6815 N. Sheridan	49	Rogers Park	\$ 77,520	9	5	3			1	5		4
Reba Place Fellowship c/o Reunion Property Mgt	1528 W. Pratt	49	Rogers Park	\$ 4,680	1	1							1
7722-28 N. Marshfield LLC	7720-28 N. Marshfield	49	Rogers Park	\$ 30,600	5	5							5
S. Kahn, LLC - 1456 W. Birchwood	1456 W. Birchwood / 7505-15 N. Greenview	49	Rogers Park	\$ 8,760	1		1			1			1
1700 W Albion LLC	1700-10 W Albion Ave	49	Rogers Park	\$ 8,460	1		1						1
Jarvis Apartments, LLC	2049-57 W. Jarvis	49	Rogers Park	\$ 14,628	1			1					1
NTJ Holdings LLC	7417-21 N. Clark St	49	Rogers Park	\$ 36,696	4		4			2			2
Silver Hammer Holdings LLC	2000 W. Birchwood Ave	49	Rogers Park	\$ 13,404	1		1						1
Patric Brian-Winchester LLC	7429-39 N. Winchester	49	Rogers Park	\$ 10,740	1		1						1
6807 N. Sheridan Property Owner, LLC	6801-13 N. Sheridan / 1146-50 W. Pratt	49	Rogers Park	\$ 6,300	1	1							1
BCH Hoyne LLC c/o CH Ventures Mgt	6200-42 N. Hoyne	50	West Ridge	\$ 56,040	6		4	2					6
Nwanah, Patrick and Kate	7311 N. Campbell	50	West Ridge	\$ 9,600	1			1					1
Susterac, Ahmo & Edith	6327 N. Rockwell	50	West Ridge	\$ 12,516	1			1					1
West Ridge Senior Partners, LP	6142 N. California	50	West Ridge	\$ 95,208	16		14	2					7

Department of Housing
TROUBLED BUILDINGS INITIATIVE I (Multi-family)
January 1 - December 31, 2019

Quarter First Counted	Primary Address	# of Units	TBI Status	Ward	Community Area
2019,1	11133-11135 S Vernon Ave	6	Stabilized	9	Roseland
2019,1	1134 W Marquette	10	Under Receivership	16	Englewood
2019,1	1138-40 S. Karlov/4101 W. Grenshaw	6	Recovered	24	North Lawndale
2019,1	1215 E 72nd Street	15	Under Receivership	5	Greater Grand Crossing
2019,1	1220-26 S St Louis/3500-06 W 12th Place	15	Under Receivership	24	North Lawndale
2019,1	1320 S. Millard	6	In Court	24	North Lawndale
2019,1	1322 S Lawndale	6	Stabilized	24	North Lawndale
2019,1	1406-08 S Hamlin	8	Stabilized	24	North Lawndale
2019,1	1650-52 W. 62nd Street		Cii-mfa: Purchased	15	West Englewood
2019,1	1650-56 W 63rd St	13	Stabilized	15	West Englewood
2019,1	1737 W. 51st Street	4	Under Receivership	16	New City
2019,1	2201-09 E 67th St	18	Recovered	5	South Shore
2019,1	2326-28 E 70th St	6	Stabilized	5	South Shore
2019,1	2837-45 E 80th St / 8001 S Muskegon Ave	19	Stabilized	7	South Chicago
2019,1	307-311 S Kedzie	10	In Court	28	East Garfield Park
2019,1	3263 W. Fulton	6	In Court	28	East Garfield Park
2019,1	344-46 W 65th St	6	Stabilized	20	Englewood
2019,1	5168 S Michigan Ave	6	Recovered	3	Washington Park
2019,1	5621 S. Ashland	4	In Court	16	West Englewood
2019,1	6055 S Peoria St /846-48 W 61st St	12	Under Receivership	16	Englewood
2019,1	6214-16 S Dr Martin Luther King Jr Drive	6	Recovered	20	Washington Park
2019,1	6221 S. St. Lawrence Ave.	2	Stabilized	20	Woodlawn
2019,1	6223 S Vernon Ave	9	Stabilized	20	Woodlawn
2019,1	7138-40 S Coles / 2458-68 E 72nd St	17	Recovered	7	South Shore
2019,1	7216 S Perry Ave	2	In Court	6	Greater Grand Crossing
2019,1	7218 S Perry Ave	2	In Court	6	Greater Grand Crossing
2019,1	7550-58 S Kingston	16	Stabilized	7	South Shore
2019,1	7655 S Carpenter/1024 W 77th St	10	Rehab In Process	17	Auburn Gresham
2019,1	8006-08 S. Ellis Ave	6	In Court	8	Chatham
2019,1	8133-35 S Ingleside Ave	6	Under Receivership	8	Chatham
2019,2	1266 S St Louis	6	Stabilized	24	North Lawndale
2019,2	5301 S. Sawyer	12	Under Receivership	14	Gage Park
2019,2	608-10 E 64th St	4	In Court	20	Woodlawn
2019,2	6610 S Rhodes Ave	2	Recovered	20	Woodlawn
2019,2	6621-23 S Ingleside	6	Recovered	5	Woodlawn
2019,2	7600 S. Green Street	12	Under Receivership	6	Auburn Gresham
2019,2	7701 S Carpenter	6	Under Receivership	17	Auburn Gresham
2019,2	7856-58 S. South Shore Dr	14	Under Receivership	7	South Chicago
2019,2	8025-27 S Maryland Ave	6	In Court/rehab In Process	8	Chatham
2019,3	4014-16 W Wilcox Street	14	Under Receivership	28	West Garfield Park
2019,3	4828-30 W Adams	6	In Court	28	Austin
2019,3	5850-54 S Campbell/2502 W 59th St	9	Recovered	13	Chicago Lawn
2019,3	7354-56 S Dante Ave	8	Under Receivership	8	South Shore
2019,3	7759 S Kingston Ave	13	Recovered	7	South Shore
2019,3	8026-28 S Drexel Ave	6	In Court	8	Chatham
2019,4	1126 S Richmond, Chicago, IL 60612	6	In Court	28	North Lawndale
2019,4	1138-40 S. Karlov/4101 W. Grenshaw	6	Recovered	24	North Lawndale
2019,4	1222 W. 60 th	4	Stabilized	15	West Englewood
2019,4	1234 Independence	6	Under Receivership	24	North Lawndale

Department of Housing
TROUBLED BUILDINGS INITIATIVE I (Multi-family)
January 1 - December 31, 2019

Quarter First Counted	Primary Address	# of Units	TBI Status	Ward	Community Area
2019,4	1266 S St Louis	6	Stabilized	24	North Lawndale
2019,4	1320 S. Millard	6	Under Receivership	24	North Lawndale
2019,4	1406-08 S Hamlin	8	Stabilized	24	North Lawndale
2019,4	1418-20 E 67th Pl.	6	Under Receivership	5	South Shore
2019,4	1650-52 W. 62nd Street	12	CII-MFA: Purchased	15	West Englewood
2019,4	1650-56 W 63RD ST	13	Stabilized	15	West Englewood
2019,4	1737 W. 51st Street	4	Under Receivership	16	New City
2019,4	2025-35 E. 72nd St.	18	Under Receivership	5	South Shore
2019,4	2156-2158 W. 21st St	21	Stabilized	25	South Lawndale
2019,4	2201-09 E 67TH ST	18	Recovered	5	South Shore
2019,4	235 E 115th ST	3		9	West Pullman
2019,4	3516 W 13th Place	6	Under Receivership	24	North Lawndale
2019,4	3652-54 S Indiana	7	Under Receivership	3	Douglas
2019,4	3656-58 S Indiana	6	Under Receivership	3	Douglas
2019,4	4501 S. Archer	12	Under Receivership	14	Brighton Park
2019,4	4956 S Michigan	12	Under Receivership	3	Grand Boulevard
2019,4	5235 Lake	49	Under Receivership	28	Austin
2019,4	5928 S. Prairie	3	Recovered	20	Washington Park
2019,4	614-22 E 71st St	16	Under Receivership	6	Greater Grand Crossing
2019,4	6223 S VERNON AVE	9	Stabilized	20	Woodlawn
2019,4	6243 S. Vernon Ave.	5	Stabilized	20	Woodlawn
2019,4	7138-40 Coles and 2458-68 72nd	17	Recovered	7	South Shore
2019,4	721-23 E. 50th Street	6	Demolished	4	Grand Boulevard
2019,4	7354-56 S DANTE AVE	8	Under Receivership	8	South Shore
2019,4	739-41 S INDEPENDENCE BLVD	12	Stabilized	24	East Garfield Park
2019,4	7451 S EBERHART AVE	19	Under Receivership	6	Greater Grand Crossing
2019,4	7550-58 S Kingston	16	Stabilized	7	South Shore
2019,4	7550-58 S. Essex	32	In Court/Rehab in Process	7	South Shore
2019,4	7600 S. GREEN STREET	12	Under Receivership	6	Englewood
2019,4	7616-24 S PHILLIPS AVE	25	Under Receivership	7	South Shore
2019,4	7719 s Yates	13	Under Receivership	7	South Shore
2019,4	7759 S Kingston Ave	13	Recovered	7	South Shore
2019,4	7800 S. SOUTH SHORE DR.	31	Under Receivership	7	South Shore
2019,4	7856-58 S. South Shore Dr	14	Under Receivership	7	South Shore
2019,4	7940 S Greenwood	36	Under Receivership	8	Chatham
2019,4	8026-28 S Drexel Ave	6	In Court	8	Chatham
2019,4	9032 S Dauphin	8	Under Receivership	8	Chatham

Department of Housing
TIF-NIP SINGLE-FAMILY PROGRAM ACTIVITY
 January 1 - December 31, 2019

TIF District	TIF Funds Expended	Total Units	Units by Income Level							
			Below 15%	16-30%	31-50%	51-60%	61-80%	81-100%	Over 100%	
119th/I-57	\$ 114,897	8			2	2	4			
119th/Halsted	\$ 17,055	2		1						1
47th & King Drive	\$ 134,815	11	2	1	-	1	-		6	1
47th/Halsted		-								
63rd & Ashland	\$ 182,724	14	1	4	-	1	6	2		-
Central West		-								
Chicago/Central Park II		-								
Commercial Ave.		-								
Englewood III	\$ 325,461	27	1	1	4	4	6	8		3
Harrison/Central II		-								
Lawrence/Kedzie		-								
Midwest	\$ 165,674	14	-	3	3	3	2	3		-
North Pullman		-								
N. Pullman Ldmrk		-								
Odgen/Pulaski		-								
Pershing /King		-								
South Chicago III		-								
Woodlawn II		-								
Bronzeville	\$ 122,725	12	-	-	4	-	3	4		1
Addison South		-								
Austin Commercial		-								
West Woodlawn	\$ 14,375	1		1						
TOTALS	\$ 1,077,725	89	4	11	13	11	21	23	6	6

CHICAGO BUNGALOW ASSOCIATION
Benefits Provided October 1, 2000 through December 31, 2019
 Program Inception Date: October 1, 2000

INDICATOR	COUNT	DOLLARS EXPENDED
Benefit Activity from January 1, 2019 to December 31, 2019 *		
Requests for information/general information pieces mailed	372	
Certification of existing owners	841	
Certification for new bungalow buyers	33	
# of new Members Approvals for Voucher. (Program ended December 31, 2009)		
# of new Members Approvals for DOE Grant (G1) (Program Ended in 2013)		
# of new members Approvals for IHDA Grant (No funds granted since 2010)		
# of new members Approvals for DCEO Program (Program completed May 31, 2017)		
# of new members Approvals for ComEd/PG Program (New Program as of May 2017)	173	\$1,415,660
# of new members received Appliance Replacement Program (Program completed May 31, 2017)		
# of households who access bank loans for rehab work	0	\$0
	0	\$0
	0	\$0
Subtotal:	0	\$0
Cumulative Summary Bungalow Program Activity (October 1, 2000 to December 31, 2019)		
Requests for informational packages sent by mail	34,184	
# of households who utilized their own resources for rehab	3,337	\$14,368,963
# of households received appliance vouchers (Program ended Dec. 31, 2009)	2,103	\$3,186,800
# of households received People Energy (G1) grant dollars (new & existing members)	2,440	\$3,812,482
# of households received ICECF (G2) grant dollars	1,047	\$1,885,243
# of households received ICECF Model Block dollars	74	\$1,042,051
# of households received DCEO grant. (new and existing members) (Program completed May 31, 2017)	2,294	\$6,114,058
# of households received ComEd/PG grant. (new and existing members)	1,718	\$20,633,065
# of households received CHES Pilot Grants (2009 new funds) (Program completed December 2010)	63	\$150,000
# of households received IHDA grant. matching dollars (No Funds since 2009)	641	\$2,327,007
# of households received Appliance Replacement Program (Program goals met in 2015)	881	\$583,089
Actual # of households served, taking into account multiple benefits	12,261	

* Due to processing timeline, the dollar amounts shown are less than the actual households approved

Department of Housing
NEIGHBORHOOD LENDING PROGRAM
January 1 - December 31, 2019

Quarter Reported	Primary Address	# of Units	Loan Amount	Ward	Community Area
2019,1	6426 S. Green	2	\$152,500	16	Englewood
2019,1	1700 E. 56th Street Unit 1906	1	\$73,475	5	Hyde Park
2019,1	10451 S Peoria St	1	\$176,500	34	Washington Heights
2019,1	1804 S Avers Ave	2	\$240,000	24	North Lawndale
2019,1	11653 S. Loomis	1	\$158,375	34	West Pullman
2019,1	11363 S May Street	1	\$15,000	34	Morgan Park
2019,1	1221 N. Springfield Avenue	2	\$25,550	26	Humboldt Park
2019,1	4336 W. Dickens Ave.	2	\$275,934	35	Hermosa
2019,1	6966 George Street	2	\$262,700	36	Montclare
2019,1	508 W Winneconna Pkwy	2	\$15,000	17	Greater Grand Crossing
2019,1	3313 N. Newland Ave.	1	\$176,000	36	Dunning
2019,1	5756 S. King Drive Unit 1	1	\$80,500	20	Washington Park
2019,1	10208 South Hoxie	1	\$111,200	7	South Deering
2019,1	4926 W Rice	2	\$15,000	37	Austin
2019,1	7647 S Sangamon	2	\$15,000	17	Auburn Gresham
2019,1	7257 S Langley Ave	2	\$141,000	6	Greater Grand Crossing
2019,1	3509 S Francisco Avenue	1	\$132,700	12	Brighton Park
2019,1	8053 S. Rhodes Avenue	4	\$15,000	6	Chatham
2019,1	7014 S. Maplewood	1	\$15,000	17	Chicago Lawn
2019,1	1609 S Hamlin Avenue	2	\$190,750	24	North Lawndale
2019,1	4826 S Honore St	2	\$137,400	15	New City
2019,1	6817 S. Dante	2	\$150,200	5	South Shore
2019,1	4520 S Honore St	1	\$147,000	15	New City
2019,1	2333 N Neva Unit 214C	1	\$140,000	29	Austin
2019,1	1744 East 92nd Pl.	1	\$207,200	8	Calumet Heights
2019,2	7300 S. Michigan Ave.	1	\$10,000	6	Greater Grand Crossing
2019,2	7627 S. Aberdeen	2	\$199,500	17	Auburn Gresham
2019,2	6148 S Maplewood Ave	1	\$20,000	16	Chicago Lawn
2019,2	7646 S Carpenter St	1	\$152,910	17	Auburn Gresham
2019,2	7300 S. Michigan Ave.	1	\$238,375	6	Greater Grand Crossing
2019,2	8029 S. Elizabeth	1	\$198,000	21	Auburn Gresham
2019,2	12435 S. Emerald	1	\$10,000	34	West Pullman
2019,2	1255 N. Waller AVE	1	\$245,550	29	Austin
2019,2	8029 S. Elizabeth	1	\$10,000	21	Auburn Gresham

Department of Housing
NEIGHBORHOOD LENDING PROGRAM
January 1 - December 31, 2019

Quarter Reported	Primary Address	# of Units	Loan Amount	Ward	Community Area
2019,2	12435 S. Emerald	1	\$138,300	34	West Pullman
2019,2	7627 S. Aberdeen	2	\$10,000	17	Auburn Gresham
2019,2	2730 W. Monroe	2	\$29,820	27	East Garfield Park
2019,2	6112 S Moody Ave	1	\$10,000	13	Clearing
2019,2	2730 W. Monroe	2	\$2,800	27	East Garfield Park
2019,2	3849 W 59th St	3	\$328,000	23	West Lawn
2019,2	3146 W. Walnut St	2	\$286,700	27	East Garfield Park
2019,2	6148 S Maplewood Ave	1	\$94,600	16	Chicago Lawn
2019,2	3520 N. Ozanam Ave	1	\$234,000	38	Dunning
2019,2	3943 N Neva Avenue	1	\$172,000	38	Dunning
2019,2	1255 N. Waller AVE	1	\$20,000	29	Austin
2019,2	6112 S Moody Ave	1	\$268,100	13	Clearing
2019,2	952 N Keystone Ave	2	\$20,000	37	Humboldt Park
2019,2	3523 N Natchez Avenue	1	\$176,000	38	Dunning
2019,2	952 N Keystone Ave	2	\$191,700	37	Humboldt Park
2019,2	3849 W 59th St	3	\$10,000	23	West Lawn
2019,2	3146 W. Walnut St	2	\$10,000	27	East Garfield Park
2019,2	7742 S. Carpenter Ave	2	\$25,000	17	Auburn Gresham
2019,2	4446 S. Honore Ave	2	\$24,475	15	New City
2019,2	4349 S. Hermitage Ave	2	\$20,600	15	New City
2019,2	717 N. Troy Ave	1	\$24,980	27	Humboldt Park
2019,2	632 N. Troy Ave	1	\$24,925	27	Humboldt Park
2019,2	3523 W. Fulton Ave	2	\$25,000	28	East Garfield Park
2019,2	707 N. Kedzie Ave	2	\$25,000	27	Humboldt Park
2019,2	1843 S. Karlov Ave	2	\$25,000	24	North Lawndale
2019,2	7607 S. Carpenter Ave	1	\$24,960	17	Auburn Gresham
2019,2	6625 S. Peoria Ave	1	\$25,000	6	Englewood
2019,2	7640 S. Emerald Ave	1	\$25,000	17	Auburn Gresham
2019,2	7523 S. Parnell Ave	1	\$25,000	6	Greater Grand Crossing
2019,3	10208 South Hoxie	1	\$111,200	7	South Deering
2019,3	10355 S Christiana Ave	1	\$285,200	19	Mount Greenwood
2019,3	10451 S Peoria St	1	\$176,500	34	Washington Heights
2019,3	11411 S Laflin	1	\$25,000	34	Morgan Park
2019,3	11653 S. Loomis	1	\$158,375	34	West Pullman

Department of Housing
NEIGHBORHOOD LENDING PROGRAM
January 1 - December 31, 2019

Quarter Reported	Primary Address	# of Units	Loan Amount	Ward	Community Area
2019,3	1221 N. Springfield Avenue	2	\$25,550	26	Humboldt Park
2019,3	1232 N. Mason	1	\$72,000	29	Austin
2019,3	12435 S. Emerald	1	\$148,300	34	West Pullman
2019,3	1255 N. Waller AVE	1	\$285,550	29	Austin
2019,3	1503 W 114th Place	1	\$25,000	34	Morgan Park
2019,3	1609 S Hamlin Avenue	2	\$140,000	24	North Lawndale
2019,3	1700 E. 56th Street Unit 1906	1	\$73,475	5	Hyde Park
2019,3	1744 East 92nd Pl.	1	\$207,200	8	Calumet Heights
2019,3	1804 S Avers Ave	2	\$240,000	24	North Lawndale
2019,3	1843 S. Karlov Ave	2	\$25,000	24	North Lawndale
2019,3	2333 N Neva Unit 214C	1	\$140,000	29	Austin
2019,3	2350 E. 71st Street Unit 30H	1	\$155,700	5	South Shore
2019,3	2730 W. Monroe	2	\$32,620	27	East Garfield Park
2019,3	2912 W 25th Place	2	\$148,800	12	South Lawndale
2019,3	3146 W. Walnut St	2	\$296,700	27	East Garfield Park
2019,3	3235 N Pittsburgh Ave	1	\$210,900	38	Dunning
2019,3	3313 N. Newland Ave.	1	\$176,000	36	Dunning
2019,3	3331 W. Van Buren	2	\$195,000	28	East Garfield Park
2019,3	3509 S Francisco Avenue	1	\$100,000	12	Brighton Park
2019,3	3520 N. Ozanam Ave	1	\$234,000	38	Dunning
2019,3	3523 N Natchez Avenue	1	\$176,000	38	Dunning
2019,3	3523 W. Fulton Ave	2	\$25,000	28	East Garfield Park
2019,3	3643 N Nora Avenue	1	\$207,700	38	Dunning
2019,3	3849 W 59th St	3	\$338,000	23	West Lawn
2019,3	3943 N Neva Avenue	1	\$172,000	38	Dunning
2019,3	4336 W. Dickens Ave.	2	\$275,934	35	Hermosa
2019,3	4349 S. Hermitage Ave	2	\$20,600	15	New City
2019,3	4446 S. Honore Ave	2	\$24,475	15	New City
2019,3	4520 S Honore St	1	\$127,000	15	New City
2019,3	4826 S Honore St	2	\$115,400	15	New City
2019,3	5756 S. King Drive Unit 1	1	\$80,500	20	Washington Park
2019,3	6112 S Moody Ave	1	\$278,100	13	Clearing
2019,3	6124 S Menard Ave	1	\$212,750	13	Clearing
2019,3	6148 S Maplewood Ave	1	\$114,600	16	Chicago Lawn
2019,3	632 N. Troy Ave	1	\$24,925	27	Humboldt Park
2019,3	635 N Avers Ave	2	\$199,000	27	Humboldt Park
2019,3	6426 S. Green	2	\$137,500	16	Englewood
2019,3	6625 S. Peoria Ave	1	\$25,000	6	Englewood
2019,3	6817 S. Dante	2	\$150,200	5	South Shore
2019,3	6914 S Woodlawn	2	\$24,600	5	Greater Grand Crossing
2019,3	6966 George Street	2	\$262,700	36	Montclare

Department of Housing
NEIGHBORHOOD LENDING PROGRAM
January 1 - December 31, 2019

Quarter Reported	Primary Address	# of Units	Loan Amount	Ward	Community Area
2019,3	7028 S. Emerald Ave.	2	\$149,300	6	Englewood
2019,3	707 N. Kedzie Ave	2	\$25,000	27	Humboldt Park
2019,3	715 N Ridgeway	2	\$25,000	27	Humboldt Park
2019,3	717 N. Troy Ave	1	\$24,980	27	Humboldt Park
2019,3	7248 S Ridgeland Ave	1	\$143,100	7	South Shore
2019,3	7257 S Langley Ave	2	\$141,200	6	Greater Grand Crossing
2019,3	7300 S. Michigan Ave.	1	\$248,375	6	Greater Grand Crossing
2019,3	7321 S. Michigan Ave.	1	\$144,330	6	Greater Grand Crossing
2019,3	7523 S. Parnell Ave	1	\$25,000	6	Greater Grand Crossing
2019,3	7607 S. Carpenter Ave	1	\$24,960	17	Auburn Gresham
2019,3	7627 S. Aberdeen	2	\$209,500	17	Auburn Gresham
2019,3	7635 S Vernon	1	\$24,925	6	Greater Grand Crossing
2019,3	7640 S. Emerald Ave	1	\$25,000	17	Auburn Gresham
2019,3	7646 S Carpenter St	1	\$152,910	17	Auburn Gresham
2019,3	7742 S. Carpenter Ave	2	\$25,000	17	Auburn Gresham
2019,3	7929 S Carpenter	1	\$23,360	17	Auburn Gresham
2019,3	7933 S. Maryland Ave.	2	\$189,300	8	Chatham
2019,3	8029 S. Elizabeth	1	\$208,000	21	Auburn Gresham
2019,3	8052 S Rhodes	1	\$24,750	6	Chatham
2019,3	8140 S Yale	1	\$25,000	21	Chatham
2019,3	940 N Lockwood	1	\$24,925	37	Austin
2019,3	948 N Trumbull	1	\$21,820	27	Humboldt Park
2019,3	952 N Keystone Ave	2	\$211,700	37	Humboldt Park
2019,4	2434 N Keeler Ave	1	\$213,300	31	Hermosa
2019,4	3939 W 69th St	1	\$228,250	13	West Lawn
2019,4	715 N Ridgeway	2	\$25,000	27	Humboldt Park
2019,4	8021 S Princeton Ave	1	\$24,880	17	Chatham
2019,4	4807 S Ashland Ave 202	1	\$118,000	20	New City
2019,4	11307 S. Langley Ave.	3	\$121,500	9	Pullman
2019,4	2450 W. Marquette Rd.	2	\$215,500	16	Chicago Lawn
2019,4	3813 W 77th St	1	\$154,000	18	Ashburn
2019,4	448 E 46th Pl F1	1	\$178,900	3	Grand Boulevard
2019,4	5348 N McVicker Ave	1	\$188,800	45	Jefferson Park
2019,4	3021 W 19th Street	2	\$40,715	24	South Lawndale
2019,4	7344 S Winchester Ave	1	\$126,000	17	West Englewood
2019,4	6822 S Peoria	1	\$24,925	6	Englewood
2019,4	1808 S Trumbull Ave	1	\$25,000	24	North Lawndale
2019,4	6417 S Saint Lawrence	2	\$25,000	20	Woodlawn
2019,4	7820 S St Lawrence Ave	1	\$25,000	6	Greater Grand Crossing
2019,4	6801 S. St. Lawrence	1	\$24,875	20	Woodlawn
2019,4	8455 S. Eggleston Ave	1	\$182,000	21	Auburn Gresham
2019,4	3921 W 56th Street	1	\$249,200	13	West Elsdon

Department of Housing
NEIGHBORHOOD LENDING PROGRAM
January 1 - December 31, 2019

Quarter Reported	Primary Address	# of Units	Loan Amount	Ward	Community Area
2019,4	11451 S Vincennes Ave	1	\$141,000	34	Morgan Park
2019,4	6345 s Fairfield	1	\$24,975	17	Chicago Lawn
2019,4	4030 W Cullerton	1	\$24,925	24	North Lawndale
2019,4	7507 S Parnell	1	\$25,000	6	Greater Grand Crossing
2019,4	5124 S. Indiana Ave. 2N	1	\$184,475	3	Washington Park
2019,4	817 N Monticello	1	\$25,000	27	Humboldt Park
2019,4	6643 S University	1	\$25,000	5	Woodlawn
2019,4	1253 S. California	3	\$25,000	28	North Lawndale
2019,4	7710 S Lowe Ave	1	\$25,000	6	Auburn Gresham
2019,4	1957 S Sawyer	2	\$25,000	24	North Lawndale
2019,4	3622 W Greenshaw	2	\$25,000	24	North Lawndale
2019,4	820 S St Louis	1	\$25,000	24	East Garfield Park
2019,4	6433 S Greenwood	1	\$24,500	20	Woodlawn
2019,4	6339 S Fairfield	1	\$24,765	17	Chicago Lawn
2019,4	741 N Homan Ave	1	\$25,000	27	Humboldt Park
2019,4	1830 S Spaulding	2	\$25,000	24	North Lawndale
2019,4	932 N Lockwood	1	\$24,325	37	Austin
2019,4	7929 S Carpenter	1	\$23,360	17	Auburn Gresham
2019,4	7920 S Lowe	1	\$25,000	17	Auburn Gresham
2019,4	6613 S Vernon	2	\$25,000	20	Woodlawn
2019,4	906 N Springfield	2	\$25,000	37	Humboldt Park
2019,4	1338 S Troy	2	\$25,000	24	North Lawndale
2019,4	625 N Homan	2	\$25,000	27	Humboldt Park
2019,4	1617 S Ridgeway	1	\$21,900	24	North Lawndale
2019,4	7024 S Indiana	1	\$25,000	6	Greater Grand Crossing
2019,4	4319 W Monroe	2	\$24,450	28	West Garfield Park
2019,4	1631 S Komensky	1	\$22,355	24	North Lawndale
2019,4	943 N Monticello	2	\$17,540	27	Humboldt Park
2019,4	6617 S California	1	\$25,000	17	Chicago Lawn
2019,4	823 S Central Park	1	\$13,324	24	East Garfield Park

Chicago Affordable Housing Opportunity Fund (AHOF)



REVENUES RECEIVED

Revenues Received 2003 - 2018		\$	161,236,864
Revenues Received 2019	Q1	\$	2,429,632
	Q2	\$	18,553,329
	Q3	\$	10,208,854
	Q4	\$	4,651,351
	Interest Income	\$	815,133
Total Revenues Received 2003 - 2019		\$	197,895,164

**Affordable Housing Opportunity Fund (AHOF)
Expenditures and Commitments**

AFFORDABLE HOUSING DEVELOPMENT		ADDRESS	Total Units in project	TOTAL Development Cost	AHOF Investment: Pipeline Commitments (subject to change)	AHOF Investment: Encumbrances & Disbursements*	Ward	Community Area
2005	LEGEND SOUTH A1	40th Street / State Street / Federal Street / Root Street	181	\$ 48,602,882	\$	45,902	3	Grand Boulevard
2006	PARKSIDE NINE PHASE I	400 W. Division, 500 W. Division, 1100 N. Larrabee, Cleveland, Cambridge & Hudson	280	\$ 22,148,425	\$	458,022	27	Near North
2006	THE PHOENIX HOUSE	1251 S. Sawyer	32	\$ 5,671,318	\$	378,627	24	North Lawndale
2006	WESTHAVEN PARK PHASE IIB	Lake Street / Wood Street / Wolcott Avenue / Washington	127	\$ 34,716,232	\$	1,383,500	27	Near West Side
2007	TCB LORINGTON APTS L.P.	2211 N. Kedzie, 2630-44 N. Spaulding	54	\$ 14,671,380	\$	263,815	32	Logan Square
2007	HARRIET TUBMAN APARTMENTS	5751-59 S. Michigan	28	\$ 4,779,990	\$	98,417	20	Washington Park
2007	CLARA'S VILLAGE	1637 W. 59th, 1901 W. 59th, 2115 W. 63rd, 6355 S. Wood	24	\$ 15,238,209	\$	690,617	15	West Englewood
2008	PRAISE APARTMENTS	3622 W. Cermak	34	\$ 4,886,862	\$	8,488	24	North Lawndale
2010	BOULEVARD COURT APARTMENTS	1723-33 N. Humboldt Blvd	18	\$ 6,989,421	\$	1,194,412	35	West Town
2012	SARAH'S CIRCLE	4836-38 N. Sheridan Road	10	\$ 3,910,747	\$	1,227,790	46	Uptown
2013	PULLMAN WHEELWORKS	901 E. 104th	210	\$ 36,285,634	\$	1,267,800	91	Pullman
2014	KENNEDY JORDAN MANOR	11819 S. Green	70	\$ 18,370,874	\$	4,500,000	34	West Pullman
2014	KEDZIE PARTNERS G & A SENIOR RESIDENCES	4054 N. Kedzie	51	\$ 15,916,484	\$	1,694,847	33	Irving Park
2014	BRONZEVILLE ASSOCIATES FAMILY APARTMENTS	410 E. Bowen	66	\$ 771,742	\$	771,742	3	Grand Boulevard
2013	VETERANS NEW BEGINNINGS	8134 S. Racine	54	\$ 13,874,048	\$	2,361,881	21	Auburn Gresham
2015	65th VETERANS HOUSING	1045 N. Sacramento	48	\$ 14,916,606	\$	1,500,000	26	West Town
2015	ST. EDMUNDS OASIS	6100 S. Prairie	58	\$ 20,533,420	\$	2,542,251	20	Washington Park

AFFORDABLE HOUSING DEVELOPMENT		ADDRESS	Total Units in project	TOTAL Development Cost	AHOF Investment: Pipeline Commitments (subject to change)	AHOF Investment: Encumbrances & Disbursements*	Ward	Community Area
2015	PARK PLACE FAMILY	5100 S. Lawndale	78	\$ 26,672,920		\$ 2,585,379	14	West Elsdon
2015	HILLIARD HOMES	2011 S. Clark	100	\$ 52,008,824		\$ 264,973	3	Near South Side
2016	MIDWAY POINTE SENIOR	5001 W. 47th Street	95	\$ 20,261,207		\$ 4,589,397	22	Garfield Ridge
2016	PG Stewart III - Senior	401 E. Bowen	180	\$ 32,823,746		\$ 317,084	3	Grand Boulevard
2016	CARLING (SRO)**	1512 N. La Salle	78	\$ 24,205,880		\$ 1,500,000	27	Near North Side
2017	ST. EDMUNDS MEADOWS	6100 S. Michigan	56	\$ 3,942,187		\$ 2,292,990	20	Washington Park
2017	LA CASA NORTE	3533 W. North	25	\$ 20,563,691		\$ 4,200,000	26	Humboldt Park
2017	BYNC RESIDENCES	3246 W. 47th Street	25	\$ 11,291,765		\$ 2,900,000	14	Back of the Yards
2017	NEW WEST ENGLEWOOD HOMES	2101-2011 W. 63rd St	12	\$ 4,782,990		\$ 782,440	16	Englewood
2017	WOODLAWN ROLL-UP	6153-6159 S.Lawrence	196	\$ 25,780,504		\$ 689,492	20	Woodlawn
2017	MARSHALL HOTEL	1232 N LaSalle	90	\$ 31,835,826		\$ 2,505,384	2	Near North Side
2017	MAYFAIR COMMONS	4444 W Lawrence	97	\$ 11,243,130		\$ 3,551,498	39	Albany Park
2017	LINCOLN PARK COMMUNITY SHELTER	1521 N. Sedgwick	20	\$ 7,000,000		\$ 2,500,000	27	Near North Side
2018	ALBANY PARK INITIATIVE	scattered sites	6	\$ 6,967,271		\$ 2,000,000	30/31/36/ 37/40/50	Albany Park & others
2019	PASEO BORICUA ARTS BUILDING	2709-15 W. Division	24	\$ 11,830,323		\$ 1,600,000	26	West Town
AHOF PIPELINE			295	\$ 23,384,790				
AFFORDABLE HOUSING DEVELOPMENT			2,722	\$ 573,494,538	\$ 23,384,790	\$ 52,666,749		

* Prior to 2011, Corporate and AHOF funds were not distinguished in internal reports; the amounts shown here reflect the AHOF funds only, not the Corporate-funded portions, and were adjusted slightly from the Q1 2016 report.

**The City initially invested \$4,117,084 in AHOF dollars to acquire the Carling; the developer subsequently reimbursed the City for \$3.8 million of the initial investment.



**Chicago Low-Income Housing Trust Fund
MAUI - Multi-year Affordability through Upfront Investment**

MAUI / MULTI-FAMILY HOUSING PROJECTS	ADDRESS	Total AHOF-funded Units	Housing Target	AHOF Investment	Ward	Community Area
2007 Paul G. Stewart Apartments Charles A. Beckett Assoc. LP	400 E 41 st Street	21	Seniors	\$ 709,548	3	Grand Boulevard
2008 Casa Sor Juana The Resurrection Project	2700 S. Drake	4	Families	\$ 400,000	22	South Lawndale
2010 Levy House Council for Jewish Elderly	1221 W. Sherwin	8	Seniors	\$ 1,000,000	49	Rogers Park
2013 Flats LLC - Wilson Towers LLC - Winthrop Commons LLC - Magnolia Commons LLC - Lawrence House Commons LLC	1325 W. Wilson 5718 N. Winthrop 4875 N. Magnolia 1020 W. Lawrence	58	Adults	\$ 4,348,477	46/48	Uptown Edgewater
2014 Jeffrey Towers Limited Partnership Interfaith Housing Development Corp	7020 S. Jeffery Blvd	6	Adults	\$ 500,000	5	South Shore
2014 WINGS Metro LLC Greater Southwest Development Corp	3501 W. 63rd	3	Families	\$ 400,000	15	Chicago Lawn
2016 CARLING (SRO)	1512 N. La Salle	26	Adults	\$ 2,686,725	27	Near North Side
TOTAL Chicago Low-Income Housing Trust Fund MAUI Investments		126		\$ 10,044,750		
RENTAL SUBSIDY PROGRAM						
2015 Rental Subsidy Program 2015 Appropriations		819	Households below 30% AMI	\$ 5,000,000		Citywide
2016 Rental Subsidy Program 2016 Appropriations		1,583	Households below 30% AMI	\$ 17,453,536		Citywide
2017 Rental Subsidy Program 2017 Appropriations		1,505	Households below 30% AMI	\$ 7,554,139		Citywide
2018 Rental Subsidy Program 2018 Appropriations		1,482	Households below 30% AMI	\$ 7,631,673		Citywide
2019 Rental Subsidy Program 2019 Appropriations	(See RSP Appropriations Exhibit)	1,610	Households below 30% AMI	\$ 7,443,429		Citywide
TOTAL Trust Fund AHOF Commitments		7,125		\$ 55,127,527		

AFFORDABLE REQUIREMENTS ORDINANCE UNITS AND IN-LIEU PAYMENTS RECORDED

January 1 - December 31, 2019

Actual Fees In-lieu Or Covenant Recording Date	City Council Approval	Type	Project Name	Ward	ARO Trigger	ARO Version	Zone	Total ARO-subject Units	Actual Fees In-lieu	Off-site Admin Fee	On-site Units Proposed	Off-site Units Proposed	Affordable Units @ <50% AMI	Affordable Units @ <60% AMI	Affordable Units @ <80% AMI	Affordable Units @ 81-100% AMI
31-Dec-19		Rental	4757 N Ashland Ave.	47	Zoning Change	2015 ARO	2018 Higher Income	39			4		0	4	0	0
12-Dec-19		For Sale	2423 W Fullerton Ave.	1	Zoning Change	2015 ARO	Milwaukee Corridor Pilot -	21			3		0	0	0	3
12-Dec-19		Rental	4740 N Winthrop Ave	46	Zoning Change	2015 ARO	2019 Higher Income	84			8		0	8	0	0
11-Dec-19		Rental	2075 N Elston	32	Zoning Change and PD	2015 ARO	2018 Higher Income	298	\$ 2,697,849		9		0	9	0	0
12-Nov-19	31-Oct-18	Rental	5013 N Lincoln Ave.	40	Zoning Change	2015 ARO	2018 Higher Income	24			2		0	2	0	0
07-Nov-19	28-Feb-18	Rental	3300 N Clark	44	Zoning Change	2015 ARO	Higher Income	140	\$ 1,125,000		5		0	5	0	0
31-Jul-19	12-Dec-18	Rental	101 W Roosevelt: Prepayment	25	Financial Assistance	2015 ARO	2018 Downtown	n/a	\$ 10,000,000		0		0	0	0	0
29-Jul-19	22-Jun-16	Rental	1444 W Augusta Blvd	2	Zoning Change	2007 ARO	2019 2007 ARO	20	\$ 208,854		0		0	0	0	0
19-Sep-19	16-Mar-16	Rental	5700 N Ashland	40	Zoning Change and PD	2015 ARO	2019 Higher Income	155			16		0	16	0	0
13-Aug-19	25-Mar-18	Rental	957 W Grace St.	44	Zoning Change	2015 ARO	2018 Higher Income	40			4		0	4	0	0
22-Jul-19	20-Sep-18	Rental	1907 S Blue Island Ave.	25	Zoning Change	2015 ARO	2018 Higher Income	12			1		0	1	0	0
18-Jul-19	28-Jun-17	Rental	1400 N Orleans St.	27	Zoning Change and PD	2015 ARO	2019 Higher Income	254	\$ 1,696,942		12		0	12	0	0
11-Jul-19	25-May-18	Rental	60 E Benton Pl	42	Zoning Change and PD	2015 ARO	2018 Downtown	21			2		0	2	0	0
25-Jun-19	25-Jul-12	Rental	1461 S Blue Island Ave	25	Zoning Change and PD	2015 ARO	2019 2007 ARO	72			7		0	7	0	0
21-Jun-19	11-Oct-17	Rental	1900 W Lawrence	47	Zoning Change	2015 ARO	Higher Income	59			6		0	6	0	0
19-Jun-19		Rental	3041 N. Southport	44	Zoning Change	2007 ARO	Higher Income	30	\$ 313,281							
19-Jun-19	11-Oct-17	Rental	1966 N Milwaukee	1	Zoning Change	2015 ARO	Higher Income	16			4		0	4	0	0
17-Jun-19	31-Oct-18	Rental	1700 N Western Ave.	1	Zoning Change	2015 ARO	Milwaukee Corridor Pilot-	60			9		0	9	0	0
14-Jun-19	31-Oct-18	Rental	5228 S Blackstone Ave.	4	Zoning Change	2015 ARO	2018 Higher Income	19			2		0	2	0	0
30-May-19		For Sale	3903 S Lake Park Ave.	4	Zoning Change	2015 ARO	Low-Mid Income	10	\$ 52,214							
20-May-19	10-Apr-13	Rental	3637 W Montrose	35	Zoning Change	2007 ARO	2007 ARO	15	\$ 50,000		0		0	0	0	0
20-May-19	31-Oct-18	Rental	353 W Grand Ave.	42	Downtown PD	2015 ARO	2018 Downtown	356	\$ 4,856,139		9		0	9	0	0
13-May-19	06-Sep-17	Rental	3200 N Clark	44	Zoning Change	2015 ARO	Higher Income	8			1		0	1	0	0
10-May-19	20-Sep-18	Rental	901 W. School St.	44	Zoning Change	2015 ARO	2018 Higher Income	23			1		0	1	0	0
09-May-19		For Sale	2709 N. Ashland	32	Zoning Change	2007 ARO	2007 ARO	45	\$ 313,281		0		0			0

AFFORDABLE REQUIREMENTS ORDINANCE UNITS AND IN-LIEU PAYMENTS RECORDED

January 1 - December 31, 2019

Actual Fees In-lieu Or Covenant Recording Date	City Council Approval	Type	Project Name	Ward	ARO Trigger	ARO Version	Zone	Total ARO-subject Units	Actual Fees In-lieu	Off-site Admin Fee	On-site Units Proposed	Off-site Units Proposed	Affordable Units @ <50% AMI	Affordable Units @ <60% AMI	Affordable Units @ <80% AMI	Affordable Units @ 81-100% AMI
07-May-19	08-May-13	For Sale	Riverbend Estates - Phase IIC	11	Zoning Change and PD	2007 ARO	2007 ARO	10	\$ 104,427		0	0	0	0	0	0
23-Apr-19	22-Jun-16	Rental	788 N Aberdeen	27	Zoning Change and PD	2007 ARO	2018 Downtown	168	\$ 1,749,153		2	0			2	0
09-Apr-19	13-Dec-17	Rental	4346 W Lawrence	39	Zoning Change	2015 ARO	Higher Income	24			2	0	0	2	0	0
08-Apr-19	28-Mar-18	Rental	335 W Schiller	27	Zoning Change	2015 ARO	Near North Pilot	105			21	0	0	11	10	0
05-Apr-19	28-Feb-18	Rental	2 W. Superior	2	Zoning Change and PD	2015 ARO	Downtown	810	\$ 10,675,000			20	0	20	0	0
05-Apr-19	18-Apr-18	For Sale	4024 N. Lincoln	47	Zoning Change	2015 ARO	Zoning Change	14	\$ 128,469				0	0	0	0
05-Apr-19	27-Jun-18	For Sale	3172 S Archer	25	Zoning Change	2015 ARO	2018 Low-Mod	120			12		0			12
02-Apr-19	20-Sep-18	Rental	4720 N. Sheridan	46	Zoning Change	2015 ARO	2018 Higher Income	19	\$ 256,938				0	0	0	0
29-Mar-19		For Sale	2234 N. Orchard	43	Zoning Change	2007 ARO	2007 ARO	31	\$ 313,281							0
29-Mar-19		For Sale	2245 N. Rockwell	43	Zoning Change	2007 ARO	2007 ARO	25	\$ 130,534							0
21-Mar-19	28-Jun-17	Rental	4849 N Lipps	45	Zoning Change and PD	2015 ARO	Higher Income	114			11	0	0	11	0	0
19-Mar-19	27-Jun-18	Rental	1515 W Monroe	28	Zoning Change and PD	2015 ARO	Near North Pilot	260			46	6	0	26	26	0
18-Mar-19	20-Sep-18	Rental	1750 N Western	1	Zoning Change and PD	2015 ARO	Milwaukee Corridor Pilot-	109			16	0	0	16	0	0
13-Mar-19	08-May-13	For Sale	Riverbend Estates - Phase IIB	11	Zoning Change and PD	2007 ARO	2007 ARO	10	\$ 104,427		0	0	0	0	0	0
12-Mar-19		For Sale	529 N. Bishop	1	Zoning Change	2015 ARO	Higher Income	18	\$ 250,000							0
12-Mar-19	27-Jun-18	Rental	2071 N Southport Ave.	2	Zoning Change	2015 ARO	2018 Higher Income	56	\$ 642,345		1	0	0	1	0	0
28-Feb-19	14-Dec-16	Rental	5338 W Argyle	45	Zoning Change	2015 ARO	Higher Income	48			5	0	0	5	0	0
14-Feb-19	28-Mar-18	Rental	1741 N Western	32	Zoning Change	2015 ARO	2018 Higher Income	25			3		0	3	0	0
14-Feb-19	28-Feb-18	For Sale	1328 W Walton	27	Zoning Change	2015 ARO	Near North Pilot	48		\$ 30,000	4	6	0	6	0	4
13-Feb-19		For Sale	2246 W. Lawrence	47	Zoning Change	2015 ARO	Higher Income	12	\$ 125,000							0
22-Jan-19	20-Sep-18	Rental	2102 N Natchez	29	Zoning Change	2015 ARO	2018 Higher Income	39			6	0	0	6	0	0
2019 TOTALS								3,886	\$ 35,793,134	\$ 30,000	234	32	0	211	36	19
CUMULATIVE TOTALS 2008-19								19,875	\$ 129,641,647	\$ 80,000	1,061	42	28	967	89	19

Density Bonus Report (through 12/31/2019)

DENSITY BONUS: PROJECTS						
Property Address	Developer	Plan Commission Approval	Type	Projected Payment	Cash Received	Number of Affordable Units
126 N. Des Plaines / 659 W. Randolph	Mesirov Stein Development Services	10/6/2006	units/payment	N/A - initially built units rather than payment	\$555,125	5
2 W. Erie, Dana Hotel	Dana Hotel, LLC		payment	\$335,400	\$335,400	
10 East Delaware	Ten East Delaware, LLC, the Prime Group, Inc., It's Manager	Jun-06	payment	\$2,376,420	\$2,376,420	
60 E. Monroe	Mesa Development	5/1/2005	payment	\$1,325,303	\$1,325,303	
111 W. Illinois	The Alter Group	As of Right	payment	\$922,420	\$922,420	
123 S. Green, The Emerald B	Greek Town Residential Partners LLC, 4104 N. Harlem, 60634	7/21/2006	payment	\$285,600	\$285,600	
125 S. Green, The Emerald A	Greek Town Residential Partners LLC, 4104 N. Harlem, 60634	7/21/2006	payment	\$224,400	\$224,400	
151 N. State Street (MOMO)	Smithfield Properties, LLC	7/1/2005	payment	\$299,000	\$299,000	
160 E. Illinois	Orange Blue RHA	As of Right	payment	\$639,828	\$639,828	
301-325 W. Ohio (Bowne)	Woodlawn Development LLC (Metropolitan Real Estate)	5/19/2005	payment	\$1,216,860	\$1,216,860	
550 N. St. Clair Street	Sutherland Pearsall Dev. Corp.	As of Right	payment	\$373,180	\$373,180	
600 N. Fairbanks Ct	Schatz Development, 610 N. Fairbanks	7/1/2005	payment	\$580,880	\$580,880	
611 S. Wells	TR Harrison, LLC	As of Right	payment	\$22,735	\$22,735	
642 S. Clark	Smithfield Properties, LLC	As of Right	payment	\$225,965	\$225,965	
1001 W. VanBuren	Smithfield Properties, LLC	6/1/2005	payment	\$87,452	\$87,452	
1255 S. State	13th&State LLC	5/1/2005	payment	\$247,254	\$247,254	
1400-16 S. Michigan	1400 S Michigan LLC	12/1/2005	payment	\$432,317	\$432,317	
1454-56 S. Michigan	Sedgwick Properties Deve. Corp	5/19/2005	payment	\$322,371	\$322,371	
1555 S. Wabash Avenue	Nine West Realty, 1300 Paulina St., 3rd	As of Right	payment	\$127,145	\$127,145	
1720 S. Michigan Avenue	1712THC, LLC by CK2 Development LLC	11/1/2005	payment	\$915,631	\$915,631	
2131 S. Michigan Ave/2138 S Indiana	Michigan-Indiana LLC by Chieftain Const.	11/1/2005	payment	\$614,452	\$614,452	
2100 S. Indiana	Avalon Development Group, LLC	Sep-06	payment	\$285,451	\$285,451	
205-15 W. Washington	Jupiter Realty Corporation	3/16/2006	payment	\$420,306	\$420,306	
212-232 E. Erie, 217-35 W. Huron (Flair Tower)	Newport Builders, Inc.	12/1/2005	payment	\$2,250,415	\$2,250,415	
161 W. Kinzie	Lynd Development	As of Right	payment	\$1,211,280	\$1,211,280	
1-5 W. Walton / 2 W. Delaware (Scottish Rite - Walton on the Park)	The Enterprise Companies	As of Right	payment	\$2,698,385	\$2,698,385	
200-218 W. Lake St/206 N. Wells St.	210-218 W. Lake LLC, 920 York Rd., #320, Hinsdale IL 60521	May-07	payment	\$1,439,417	\$1,439,417	
118 E Erie	NM Project Company, LLC	As of Right	payment	\$1,990,687	\$1,990,687	
You are	Boyce II, LLC	11/19/2009	payment	\$2,920,844	\$2,920,844	
618-630 W. Washington/101-121 N. Des Plaines (the Catalyst)	The Cornerstone Group 70, LLC	12/1/2005	payment	\$540,630	\$540,630	
111 W Wacker		4/11/2007	payment	\$89,870	\$89,870	
171 N. Wabash/73 E. Lake Street	M&R Development, LLC	8/21/2008	payment	\$1,482,941	\$1,482,941	
212-232 W Illinois St., 501-511 N. Franklin St.	JDL Acquisitions, LLC, 908 N. Halsted, Chicago	Aug-08	payment	\$2,654,166	\$1,191,822	
1- 19 E Chestnut	Loyola University of Chicago	3/21/2013	payment	\$220,607	\$220,607	
Arkadia						
201-17 S Halsted	White Oak Realty Partners	11/27/2012	payment	\$1,675,133	\$1,675,133	
61-79 W Adams						
758-78 W Quincy						
118 - 128 W Chicago	Smithfield Properties XVI LLC	5/16/2013	payment	\$714,892	\$714,892	
801- 819 N LaSalle						
118 - 128 W Chicago	Smithfield Properties XVI LLC	1/16/2014	payment	\$953,198	\$953,198	
801- 819 N LaSalle						
Old Colony Building						
407 S Dearborn	407 Dearborn LLC	7/18/2013	payment	\$605,556	\$605,556	
35-39 W Van Buren						
707 North Wells	Akara Development Services	As of Right	payment	\$351,878	\$351,878	
200-214 N Michigan Ave (200 N. Michigan Avenue)	Buck Development 200 LLC	12/19/2013	payment	\$1,291,931	\$1,291,931	
360 N Michigan	AG-OCG 360 North Michigan LLC	9/18/2014	payment	\$177,941	\$177,941	
1149-1167 S State St (State/Elm Street)	Elm State Property LLC	1/16/2014	payment	\$1,178,544	\$1,178,544	
171 N. Halsted	171 Partners LLC	8/21/2014	payment	\$913,703	\$913,703	
720 N. LaSalle	Superior Park LLC	8/21/2014	payment	\$1,082,121	\$1,082,121	
801-833 N Clark (833 Clark Apartments)	Ryan Companies	10/23/2014	payment	\$974,346	\$974,346	
224-228 E. Ontario	SMASHotels Chicago LLC	As of Right	payment	\$193,362	\$193,362	
400-420 W Huron	Foodsmith Huron Associates LLC	12/18/2014	payment	\$744,313	\$744,313	
700-708 N Sedgwick						
235 Van Buren**	CMK Companies	3/14/2007	payment/units	N/A - initially built units	\$917,385	25
1118 N State (Cedar Hotel)	Cedar Property LLC	8/20/2015	payment	\$746,360	\$746,360	
640 N Wells	Wells & Erie LLC	8/20/2015	payment	\$1,595,842	\$1,595,850	
167 Erie	MAC West LLC	8/21/2014	payment	\$2,310,889	\$2,310,889	
451 E Grand	Related Midwest	12/18/2014	payment	\$2,983,168	\$2,983,168	
2-8 E Huron	CA Residential State/Huron LLC	As of Right	payment	\$935,680	\$935,680	
311 W Illinois	Illinois Franklin LLC	2/18/2016	payment	\$1,106,992	\$1,106,992	
215 W Hubbard	215 Hubbard LLC	6/18/2015	payment	\$1,461,553	\$1,461,553	
650 S Wells**	CMK Companies	11/19/2015	payment	\$8,707,477	\$1,553,621	
1136 S Wabash	1136 S Wabash LLC	5/19/2016	payment	\$736,769	\$736,769	
1101 S Wabash	11th St Wabash, LLC	As of Right	payment	\$723,677	\$723,677	
111 S Peoria	LG Development Group LLC	3/17/2016	payment	\$643,585	\$643,585	
1 S. Halsted	Mid City Plaza LLC	8/6/2012	payment	\$2,587,292	\$2,587,292	
800 S Michigan Ave	Essex Hotel Owner LLC	5/19/2016	payment	\$1,295,096	\$2,023,678	
1326 S Michigan	SMAT LLC	3/17/2016	payment	\$1,957,842	\$1,957,842	
100 W Huron	AP 100 W Huron Property LLC	5/19/2016	payment	\$721,497	\$721,497	
808 W Van Buren	808 Van Buren LLC	As of Right	payment	\$577,054	\$577,054	
320-340 S Halsted						
56 W Huron	Kiferbaum Development LLC	As of Right	payment	\$240,559	\$240,559	
1000 W Monroe	SP Monroe LLC	As of Right	payment	\$123,401	\$123,401	
366 W Superior	360-366 W Superior LLC	As of Right	payment	\$581,222	\$581,222	

Density Bonus Report (through 12/31/2019)

DENSITY BONUS: PROJECTS						
Property Address	Developer	Plan Commission Approval	Type	Projected Payment	Cash Received	Number of Affordable Units
2109 S Wabash	DK Acquisitions LLC	3/17/2016	payment/units	\$248,582	\$232,250	10
1000 S Michigan	1000 S Michigan Equities LLC	4/21/2016	payment		\$828,502	
723-729 W Randolph (725 Randolph Street)	725 Randolph LLC	12/19/2013	payment	\$541,640		
1061 W Van Buren	Pizzuti Development	10/15/2015	payment	\$1,167,209		
430-438 N LaSalle St 142-150 W Hubbard St	PG Development LLC	8/18/2016	payment	\$636,615		
Total				\$73,266,527	\$65,318,032	40

* This was initially reported as an ARO project. A settlement agreement enabling the developer to pay an in-lieu payment of \$48,283.40 per affordable unit sold at market was approved on this date. As of June 30, 2014, the project is complete: 25 units have been sold to affordable buyers, with 19 units sold to market buyers, for a total of 44 required affordable units.

** This payment will be phased

DENSITY BONUS: PROJECTS ON HOLD				
Property Address	Developer	Plan Commission Approval	Type	Projected Payment
2346-56 S. Wabash	Dave Dubin	3/17/2005	units	n/a - 10 units
150 E. Ontario	Monaco Development	5/19/2005	payment	\$3,880,870
1327 S. Wabash (Glashaus)	Wabash Street, LLC, c/o Piedmont Development, 327 S. Sangamon, 60607	7/5/2006	payment	\$412,351
535 N. St. Clair	Sutherland Pearsall Dev. Corp.	6/1/2006	payment	\$3,595,112
1-15 E. Superior	1 E. Superior, LLC	2/1/2006	payment	\$940,960
51-67 E Van Buren/401-419 S Wabash (Buckingham-Wabash II)	Buckingham/Wabash LLC	6/18/2009	payment	\$2,026,879
324 W. Harrison Street (Old Post Office)***	International Property Developers North America Inc	7/18/2013	payment/units	\$26,098,631
Total				\$36,954,804

*** Developer has agreed to provide at least 10% of bonus square footage as affordable housing, for a minimum of 281,235 square feet

DENSITY BONUS: PROJECTS CANCELED					
Property Address	Developer	Plan Commission Approval	Type	Projected Payment	Date Canceled
100-106 S Sangamon, 933-943 W Monroe St	Campus Condominiums, LLC	N/A	payment	\$243,617	10/1/2006
301-319 S. Sangamon Street / 925 W. Jackson	Heidner Properties	August-06	units	N/A Units	3/1/2010
501-517 W. Huron; 658-678 N. Kingsbury; 500-502 W. Erie (Park Kingsbury)	501 Huron Building Corporation	June-06	payment	\$853,320	8/1/2007
680 N. Rush (F/K/A 65 East Huron) (Canyon Ranch)	Huron-Rush, LLC	December-05	payment	\$1,550,239	6/1/2008
2100 S. Prairie Avenue	2100 S. Prairie, LLC	As of Right	payment	\$129,730	8/1/2008
251 E. Ohio / 540 N. Fairbanks	Fairbanks Development Associates, LLC	January-07		\$1,042,945	10/1/2008
2055 S. Prairie (Chess Lofts/Aristocrat)	Warman Development	September-05	payment	\$576,947	1/9/2009
1712 S. Prairie	1712 S. Prairie LLC	February-06	payment	\$699,890	9/30/2009
630 N. McClurg	Golub & Company	May-08	payment	\$7,920,806	12/15/2009
400 N. Lake Shore Drive (The Spire)	Shelborne North Water Street LP	April-07	payment	\$5,700,300	
Total				\$18,717,794	

Chicago Department of Housing
 Commitments to the Chicago Housing Authority's Plan for Transformation and Plan Forward
 Historical Report: December 1, 1999 - December 31, 2019

Year Approved	Closing Date	CHA Development	Rental Development	Address	Ward	Rental Units by Type*		Total Units	
						CHA (Public Hsg.)	Affordable		Market Rate
1999	12/23/1999	Robert Taylor	Langston Offsite I	(scattered sites)	3	29	53	34	116
2000	12/21/2000	Robert Taylor	Quincy Offsite II	(scattered sites)	3	27	54	28	107
2000	11/15/2000	Cabrini-Green	North Town Village I	1311 N. Halsted Street	27	39	39	38	116
2001	11/30/2001	Cabrini-Green	Renaissance North	551 W North Avenue	43	18	12	29	59
2002	6/4/2003	Washington Park	St. Edmunds Meadows	6217 S. Calumet Ave.	20	14	31	11	56
2002	12/22/2003	Stately Gardens	Pershing Court - Phase I Off-site	(scattered sites)	3	27	53	0	80
2002	8/27/2003	Rockwell Gardens	Rockwell Gardens I A Off-Site	2425 West Adams Street	2	14	18	10	42
2002	3/21/2001	Cabrini-Green	North Town Village II	1311 N. Halsted Street	27	40	0	0	40
2002	11/6/2002	Hilliard Homes	Hilliard Homes Phase I	2031 S. Clark Street	3	153	174	0	327
2002	12/24/2002	Henry Horner	West Haven- Phase II A-1	100 N. Hermitage Avenue	27	87	31	37	155
2003	3/30/2004	Madden Wells	Oakwood Shores Phase 1A	3867 S. Ellis Avenue	4	63	52	48	163
2003	9/10/2004	ABLA	Roosevelt Square I Rental	1222 W. Roosevelt Road	2	125	56	0	181
2003	4/12/2004	Robert Taylor	Mahalia Place C1 - Off Site	9141-9177 S. Chicago Avenue	3	54	44	12	110
2003	4/6/2007	Lakefront	Lake Park Crescent - Phase I A	1061 E. 41st Place	4	13	0	0	13
2004	7/8/2005	Madden Wells	Oakwood Shores I B Rental	3867 S. Ellis Avenue	4	63	52	47	162
2004	12/29/2005	Rockwell Gardens	Jackson Square West End- Rockwell I B	2433 W. Adams Street	2	57	35	0	92
2005	8/12/2004	Drexel	Jazz on the Boulevard	4162 S. Drexel Boulevard	4	30	9	0	39
2005	12/30/2004	Henry Horner	Midrise Phase IIA - 2	100 N. Hermitage Avenue	27	34	0	0	34
2005	5/13/2005	Hilliard Homes	Hilliard Homes Phase II	2031 S. Clark Street	3	152	175	0	327
2005	7/14/2006	North Lawndale	Fountain View Apartments	3718 W. Douglas Boulevard	24	14	26	5	45
2005	4/25/2006	Robert Taylor	Hansberry Square - 1A Rental (on-site)	4016 S. State Street	3	83	68	30	181
2005	11/30/2005	Stately Gardens	Park Boulevard Phase B	3506 S. State Street	3	54	0	0	54
2006	10/13/2006	Cabrini-Green	Parkside Phase 1A Condo	1152-2 N. Cleveland Avenue	27	72	0	0	72
2006	10/31/2006	Henry Horner	Westhaven - Phase 2B Rental	100 N. Hermitage Avenue	27	70	27	30	127
2006	7/20/2007	ABLA	Roosevelt Square 2 Rental	1222 W. Roosevelt Road	2	120	55	2	177
2006	8/15/2007	Cabrini-Green	Parkside Phase 1B Rental	1152-2 N. Cleveland Avenue	27	35	48	28	111
2007	12/10/2007	Robert Taylor	Coleman Place - Taylor C2 Off-site	(scattered sites)	3	52	43	23	118
2007	12/20/2007	Madden Wells	Oakwood Shores 2A	3867 S. Ellis Avenue	4	81	61	57	199
2008	7/17/2008	Britton Budd	Britton Budd Senior Apartments	501 W. Surf	44	172	0	1	173
2008	12/24/2008	Henry Horner	Westhaven Park Phase IIC	100 N. Hermitage Avenue	27	46	32	14	92
2008	7/30/2009	Robert Taylor	Legends South Phase A2 Rental	4016 S. State Street	3	60	50	28	138
2009	12/14/2009	Kenmore Gardens	Oakwood Shores Phase 2B(ONE)	3867 S. Ellis Avenue	4	29	26	20	75
2010	3/9/2012	Madden Wells	Kenmore Senior Apartments	5040 N. Kenmore Ave.	48	99	0	1	100
2010	6/30/2010	Cabrini-Green	Oakwood Shores Terrace Medical Center	3753-55 South Cottage Grove	4	19	17	12	48
2010	7/30/2010	Edgewater	Parkside 2A Rental	544 W. Oak Street	27	39	53	20	112
2010	8/26/2010	Rockwell Gardens	Pomeroy	5650 N. Kenmore Ave.	48	104	0	1	105
2010	9/28/2010	Madden Wells	West End Phase II Rental	224 South Campbell	2	65	33	14	112
2010	6/30/2011	Stately Gardens	Park Douglas	2719 W. Roosevelt Rd	28	60	49	28	137
2011	6/29/2012	Lakefront	Oakwood Shores 202 Senior	3750 South Cottage Grove	4	59	16	1	76
2012	6/29/2012	Dorchester/Dante	Lakefront Phase II	3622 S. State Street	3	46	53	29	128
2013	12/24/2013	Stately Gardens	Dorchester Artist Housing	Vic. of E. 70th St. & S. Lake Park Ave.	4	47	51	34	132
2013	1/29/2014	Robert Taylor	Park Boulevard Phase IIB	Vic. of 37th St. & S. State St.	3	37	34	37	108
2014	8/31/2015	Rockwell Gardens	Legends South C3 Rental	Vic. Of 4300-4900 S. Michigan Ave.	3	30	23	18	71
2015	8/31/2015	Rockwell Gardens	Parkside Phase 2B Rental	459 W. Division St.	27	36	27	43	106
2015	12/22/2015	Cabrini-Green	City Gardens	320-30 S. Maplewood Ave.	27	25	30	21	76
2016	8/5/2016	Henry Horner	Clybourn and Division Apartments	1200-26 N. Clybourn Ave.	27	26	26	32	84
2017	9/29/2017	Lathrop Homes	Villages of Westhaven	2150 W. Randolph St.	27	95	50	55	200
2017	6/11/2018	ABLA	Lathrop Homes Phase 1A	2000 W. Diversey Pkwy.	1	161	91	161	413
2018	12/27/2018	Washington Park	Taylor Street Library and Apartments	1328-50 W. Taylor St.	28	37	29	7	73
2019	--	Ickes Homes	4400 Grove - Phase One	4424-34 S. Cottage Grove Ave.	4	38	23	23	84
2019	--	Cabrini-Green	Southbridge - Phase 1	2316-46 S. State St	3	68	26	112	206
2019	--	Cabrini-Green	Parkside Four Phase II	532 W. Hobbie St.	27	35	31	36	102
TOTALS						3,064	1,998	1,224	5,978

* Figures represent only those rental units in which the City of Chicago has invested. They are not intended to reflect the totality of all public housing, affordable, or market rate units created under the CHA's Plan for Transformation. For progress reports on all development activity in support of the Plan for Transformation and Plan Forward, please go to <https://www.thecha.org/about/plans-reports-and-policies/cha-quarterly-reports>.

TABLE OF INCOME LIMITS
Issued April 24, 2019

Household Size	10% Area Median Income	15% Area Median Income	20% Area Median Income	30% Area Median Income	Extremely Low Income Limit	40% Area Median Income	Very Low Income Limit (50% Area Median Income)	60% Area Median Income	65% Area Median Income	Low Income Limit (80% Area Median Income)	90% Area Median Income	95% Area Median Income	100% Area Median Income	115% Area Median Income	120% Area Median Income	140% Area Median Income	150% Area Median Income
1 person	\$6,240	\$9,360	\$12,480	\$18,750	\$18,750	\$24,960	\$31,200	\$37,440	\$40,560	\$49,950	\$56,160	\$59,280	\$62,400	\$71,760	\$74,880	\$87,360	\$93,600
2 persons	\$7,130	\$10,695	\$14,260	\$21,400	\$21,400	\$28,520	\$35,650	\$42,780	\$46,345	\$57,050	\$64,170	\$67,735	\$71,300	\$81,995	\$85,560	\$99,820	\$106,950
3 persons	\$8,020	\$12,030	\$16,040	\$24,100	\$24,100	\$32,080	\$40,100	\$48,120	\$52,130	\$64,200	\$72,180	\$76,190	\$80,200	\$92,230	\$96,240	\$112,280	\$120,300
4 persons	\$8,910	\$13,365	\$17,820	\$26,750	\$26,750	\$35,640	\$44,550	\$53,460	\$57,915	\$71,300	\$80,190	\$84,645	\$89,100	\$102,465	\$106,920	\$124,740	\$133,650
5 persons	\$9,630	\$14,445	\$19,260	\$28,900	\$30,170	\$38,520	\$48,150	\$57,780	\$62,595	\$77,050	\$86,670	\$91,485	\$96,300	\$110,745	\$115,560	\$134,820	\$144,450
6 persons	\$10,340	\$15,510	\$20,680	\$31,050	\$34,590	\$41,360	\$51,700	\$62,040	\$67,210	\$82,750	\$93,060	\$98,230	\$103,400	\$118,910	\$124,080	\$144,760	\$155,100
7 persons	\$11,050	\$16,575	\$22,100	\$33,200	\$39,010	\$44,200	\$55,250	\$66,300	\$71,825	\$88,450	\$99,450	\$104,975	\$110,500	\$127,075	\$132,600	\$154,700	\$165,750
8 persons	\$11,770	\$17,655	\$23,540	\$35,350	\$43,430	\$47,080	\$58,850	\$70,620	\$76,505	\$94,150	\$105,930	\$111,815	\$117,700	\$135,355	\$141,240	\$164,780	\$176,550
9 persons	\$12,480	\$18,720	\$24,960	\$37,450	\$47,850	\$49,920	\$62,400	\$74,880	\$81,120	\$99,850	\$112,320	\$118,560	\$124,800	\$143,520	\$149,760	\$174,720	\$187,200
10 persons	\$13,190	\$19,785	\$26,380	\$39,590	\$52,270	\$52,760	\$65,950	\$79,140	\$85,735	\$105,550	\$118,710	\$125,305	\$131,900	\$151,685	\$158,280	\$184,660	\$197,850

NOTES:

- Income limits are for the Chicago-Naperville-Joliet, IL HUD Metro FMR Area.
- Effective until superseded.
- Low, Very Low, Extremely Low Income and 30% AMI limits are as published by HUD.
- Income limits at all other income levels are calculated per HUD methodology, based on Very Low Income (50% AMI) limit.

**CITY OF CHICAGO
MAXIMUM AFFORDABLE MONTHLY RENTS 2019**

Maximum Monthly Gross Rents (maximum rents when tenants pay no utilities/landlord pays all utilities):

Number of Bedrooms	10% AMI	15% AMI	20% AMI	30% AMI	40% AMI	50% AMI (Low HOME Rent Limit)*	60% AMI	High HOME Rent Limit*	65% AMI	80% AMI	100% AMI	120% AMI	HUD Fair Market Rent*
0	\$156	\$234	\$312	\$469	\$624	\$780	\$936	\$915	\$994	\$1,249	\$1,560	\$1,872	\$915
1	\$167	\$251	\$334	\$502	\$669	\$835	\$1,003	\$1,044	\$1,066	\$1,338	\$1,671	\$2,006	\$1,044
2	\$201	\$301	\$401	\$603	\$802	\$1,002	\$1,203	\$1,212	\$1,282	\$1,605	\$2,005	\$2,406	\$1,212
3	\$232	\$348	\$464	\$712	\$927	\$1,158	\$1,391	\$1,472	\$1,472	\$1,854	\$2,318	\$2,781	\$1,542
4	\$259	\$388	\$517	\$865	\$1,034	\$1,292	\$1,551	\$1,623	\$1,623	\$1,707	\$2,585	\$3,102	\$1,844
5	\$285	\$428	\$571	\$1,031	\$1,141	\$1,426	\$1,712	\$1,771	\$1,771	\$2,283	\$2,853	\$3,423	\$2,121

Maximum rents when tenants pay for cooking gas and other electric (not heat):

Number of Bedrooms	10% AMI	15% AMI	20% AMI	30% AMI	40% AMI	50% AMI (Low HOME Rent Limit)*	60% AMI	High HOME Rent Limit*	65% AMI	80% AMI	100% AMI	120% AMI	HUD Fair Market Rent*
0	\$109	\$187	\$265	\$422	\$577	\$733	\$889	\$868	\$947	\$1,202	\$1,513	\$1,825	\$868
1	\$107	\$191	\$274	\$442	\$609	\$775	\$943	\$984	\$1,006	\$1,278	\$1,611	\$1,946	\$984
2	\$128	\$228	\$328	\$530	\$729	\$929	\$1,130	\$1,139	\$1,209	\$1,532	\$1,932	\$2,333	\$1,139
3	\$145	\$261	\$377	\$625	\$840	\$1,071	\$1,304	\$1,385	\$1,385	\$1,767	\$2,231	\$2,694	\$1,455
4	\$160	\$289	\$418	\$766	\$935	\$1,193	\$1,452	\$1,524	\$1,524	\$1,608	\$2,486	\$3,003	\$1,745
5	\$173	\$316	\$459	\$919	\$1,029	\$1,314	\$1,600	\$1,659	\$1,659	\$2,171	\$2,741	\$3,311	\$2,009
0	\$122	\$200	\$278	\$435	\$590	\$746	\$902	\$881	\$960	\$1,215	\$1,526	\$1,838	\$881
1	\$120	\$204	\$287	\$455	\$622	\$788	\$956	\$997	\$1,019	\$1,291	\$1,624	\$1,959	\$997
2	\$141	\$241	\$341	\$543	\$742	\$942	\$1,143	\$1,152	\$1,222	\$1,545	\$1,945	\$2,346	\$1,152
3	\$160	\$276	\$392	\$640	\$855	\$1,086	\$1,319	\$1,400	\$1,400	\$1,782	\$2,246	\$2,709	\$1,470
4	\$174	\$303	\$432	\$780	\$949	\$1,207	\$1,466	\$1,538	\$1,538	\$1,622	\$2,500	\$3,017	\$1,759
5	\$187	\$330	\$473	\$933	\$1,043	\$1,328	\$1,614	\$1,673	\$1,673	\$2,185	\$2,755	\$3,325	\$2,023
0	\$122	\$200	\$278	\$435	\$590	\$746	\$902	\$881	\$960	\$1,215	\$1,526	\$1,838	\$881
1	\$120	\$204	\$287	\$455	\$622	\$788	\$956	\$997	\$1,019	\$1,291	\$1,624	\$1,959	\$997
2	\$141	\$241	\$341	\$543	\$742	\$942	\$1,143	\$1,152	\$1,222	\$1,545	\$1,945	\$2,346	\$1,152
3	\$160	\$276	\$392	\$640	\$855	\$1,086	\$1,319	\$1,400	\$1,400	\$1,782	\$2,246	\$2,709	\$1,470
4	\$174	\$303	\$432	\$780	\$949	\$1,207	\$1,466	\$1,538	\$1,538	\$1,622	\$2,500	\$3,017	\$1,759
5	\$187	\$330	\$473	\$933	\$1,043	\$1,328	\$1,614	\$1,673	\$1,673	\$2,185	\$2,755	\$3,325	\$2,023
0	\$122	\$200	\$278	\$435	\$590	\$746	\$902	\$881	\$960	\$1,215	\$1,526	\$1,838	\$881
1	\$120	\$204	\$287	\$455	\$622	\$788	\$956	\$997	\$1,019	\$1,291	\$1,624	\$1,959	\$997
2	\$141	\$241	\$341	\$543	\$742	\$942	\$1,143	\$1,152	\$1,222	\$1,545	\$1,945	\$2,346	\$1,152
3	\$160	\$276	\$392	\$640	\$855	\$1,086	\$1,319	\$1,400	\$1,400	\$1,782	\$2,246	\$2,709	\$1,470
4	\$174	\$303	\$432	\$780	\$949	\$1,207	\$1,466	\$1,538	\$1,538	\$1,622	\$2,500	\$3,017	\$1,759
5	\$187	\$330	\$473	\$933	\$1,043	\$1,328	\$1,614	\$1,673	\$1,673	\$2,185	\$2,755	\$3,325	\$2,023
0	\$122	\$200	\$278	\$435	\$590	\$746	\$902	\$881	\$960	\$1,215	\$1,526	\$1,838	\$881
1	\$120	\$204	\$287	\$455	\$622	\$788	\$956	\$997	\$1,019	\$1,291	\$1,624	\$1,959	\$997
2	\$141	\$241	\$341	\$543	\$742	\$942	\$1,143	\$1,152	\$1,222	\$1,545	\$1,945	\$2,346	\$1,152
3	\$160	\$276	\$392	\$640	\$855	\$1,086	\$1,319	\$1,400	\$1,400	\$1,782	\$2,246	\$2,709	\$1,470
4	\$174	\$303	\$432	\$780	\$949	\$1,207	\$1,466	\$1,538	\$1,538	\$1,622	\$2,500	\$3,017	\$1,759
5	\$187	\$330	\$473	\$933	\$1,043	\$1,328	\$1,614	\$1,673	\$1,673	\$2,185	\$2,755	\$3,325	\$2,023

**CITY OF CHICAGO
MAXIMUM AFFORDABLE MONTHLY RENTS 2019**

Maximum rents when tenants pay for electric heat, cooking gas, and other electric:

Number of Bedrooms	10% AMI	15% AMI	20% AMI	30% AMI	40% AMI	50% AMI (Low HOME Rent Limit)*	60% AMI	High HOME Rent Limit*	65% AMI	80% AMI	100% AMI	120% AMI	HUD Fair Market Rent*
Single-family	0	\$63	\$141	\$219	\$376	\$531	\$687	\$822	\$901	\$1,156	\$1,467	\$1,779	\$822
	1	\$51	\$135	\$218	\$386	\$553	\$719	\$928	\$950	\$1,222	\$1,555	\$1,890	\$928
	2	\$63	\$163	\$263	\$465	\$664	\$864	\$1,074	\$1,144	\$1,467	\$1,867	\$2,268	\$1,074
	3	\$70	\$186	\$302	\$550	\$765	\$996	\$1,229	\$1,310	\$1,692	\$2,156	\$2,619	\$1,380
	4	\$76	\$205	\$334	\$682	\$851	\$1,109	\$1,368	\$1,440	\$1,824	\$2,402	\$2,919	\$1,661
Low-rise/Duplex/ Row House	0	\$81	\$159	\$222	\$365	\$935	\$1,220	\$1,565	\$1,565	\$2,077	\$2,647	\$3,217	\$1,915
	1	\$70	\$154	\$237	\$394	\$549	\$705	\$840	\$919	\$1,174	\$1,485	\$1,797	\$840
	2	\$82	\$182	\$282	\$484	\$683	\$883	\$1,093	\$1,163	\$1,486	\$1,886	\$2,287	\$1,093
	3	\$93	\$209	\$325	\$573	\$788	\$1,019	\$1,252	\$1,333	\$1,715	\$2,179	\$2,642	\$1,403
	4	\$98	\$227	\$356	\$704	\$873	\$1,131	\$1,390	\$1,462	\$1,846	\$2,424	\$2,941	\$1,683
High-rise	5	\$103	\$246	\$389	\$849	\$959	\$1,244	\$1,589	\$1,589	\$2,101	\$2,671	\$3,241	\$1,939
	0	\$98	\$176	\$254	\$411	\$566	\$722	\$878	\$936	\$1,191	\$1,502	\$1,814	\$857
	1	\$92	\$176	\$259	\$427	\$594	\$760	\$928	\$991	\$1,263	\$1,596	\$1,931	\$969
	2	\$108	\$208	\$308	\$510	\$709	\$909	\$1,110	\$1,119	\$1,189	\$1,512	\$1,912	\$1,119
	3	\$122	\$238	\$354	\$602	\$817	\$1,048	\$1,281	\$1,362	\$1,362	\$1,744	\$2,208	\$1,432
4	\$131	\$260	\$389	\$737	\$906	\$1,164	\$1,423	\$1,495	\$1,495	\$1,979	\$2,457	\$2,974	\$1,716
5	\$139	\$282	\$425	\$885	\$995	\$1,280	\$1,566	\$1,625	\$1,625	\$2,137	\$2,707	\$3,277	\$1,975

Maximum rents when tenants pay for gas heat, cooking gas, and other electric:

Number of Bedrooms	10% AMI	15% AMI	20% AMI	30% AMI	40% AMI	50% AMI (Low HOME Rent Limit)*	60% AMI	High HOME Rent Limit*	65% AMI	80% AMI	100% AMI	120% AMI	HUD Fair Market Rent*
Single-family	0	\$79	\$157	\$235	\$392	\$547	\$703	\$838	\$917	\$1,172	\$1,483	\$1,795	\$838
	1	\$72	\$156	\$239	\$407	\$574	\$740	\$949	\$971	\$1,243	\$1,576	\$1,911	\$949
	2	\$87	\$187	\$287	\$489	\$688	\$888	\$1,098	\$1,168	\$1,491	\$1,891	\$2,292	\$1,098
	3	\$99	\$215	\$331	\$579	\$794	\$1,025	\$1,258	\$1,339	\$1,339	\$1,721	\$2,185	\$1,409
	4	\$108	\$237	\$366	\$714	\$883	\$1,141	\$1,400	\$1,472	\$1,472	\$1,856	\$2,434	\$1,693
Low-rise/Duplex/ Row House	5	\$116	\$259	\$402	\$862	\$972	\$1,257	\$1,602	\$1,602	\$2,114	\$2,684	\$3,254	\$1,952
	0	\$95	\$173	\$251	\$408	\$563	\$719	\$854	\$933	\$1,188	\$1,499	\$1,811	\$854
	1	\$88	\$172	\$255	\$423	\$590	\$756	\$924	\$987	\$1,259	\$1,592	\$1,927	\$965
	2	\$104	\$204	\$304	\$506	\$705	\$905	\$1,106	\$1,115	\$1,185	\$1,508	\$1,908	\$1,115
	3	\$119	\$235	\$351	\$599	\$814	\$1,045	\$1,278	\$1,359	\$1,359	\$1,741	\$2,205	\$1,429
High-rise	4	\$128	\$257	\$386	\$734	\$903	\$1,161	\$1,420	\$1,492	\$1,876	\$2,454	\$2,971	\$1,713
	5	\$136	\$279	\$422	\$882	\$992	\$1,277	\$1,622	\$1,622	\$2,134	\$2,704	\$3,274	\$1,972
	0	\$107	\$185	\$263	\$420	\$575	\$731	\$887	\$945	\$1,200	\$1,511	\$1,823	\$866
	1	\$102	\$186	\$269	\$437	\$604	\$770	\$938	\$979	\$1,273	\$1,606	\$1,941	\$979
	2	\$120	\$220	\$320	\$522	\$721	\$921	\$1,122	\$1,131	\$1,201	\$1,524	\$1,924	\$2,325
3	\$136	\$252	\$368	\$616	\$831	\$1,062	\$1,295	\$1,376	\$1,376	\$1,758	\$2,222	\$2,685	\$1,446
4	\$148	\$277	\$406	\$754	\$923	\$1,181	\$1,440	\$1,512	\$1,512	\$1,996	\$2,474	\$2,991	\$1,733
5	\$158	\$301	\$444	\$904	\$1,014	\$1,299	\$1,585	\$1,644	\$1,644	\$2,156	\$2,726	\$3,296	\$1,994

**CITY OF CHICAGO
MAXIMUM AFFORDABLE MONTHLY RENTS 2019**

Maximum rents when tenants pay for electric cooking and other electric (not heat):

Number of Bedrooms	10% AMI	15% AMI	20% AMI	30% AMI	40% AMI	50% AMI (Low HOME Rent Limit)*	60% AMI	High HOME Rent Limit*	65% AMI	80% AMI	100% AMI	120% AMI	HUD Fair Market Rent*
Single-family	0	\$105	\$183	\$261	\$418	\$573	\$885	\$864	\$943	\$1,198	\$1,509	\$1,821	\$864
	1	\$102	\$186	\$269	\$437	\$604	\$938	\$979	\$1,001	\$1,273	\$1,606	\$1,941	\$979
	2	\$122	\$222	\$322	\$524	\$723	\$1,124	\$1,133	\$1,203	\$1,526	\$1,926	\$2,327	\$1,133
	3	\$138	\$254	\$370	\$618	\$833	\$1,064	\$1,378	\$1,378	\$1,760	\$2,224	\$2,687	\$1,448
	4	\$151	\$280	\$409	\$757	\$926	\$1,184	\$1,443	\$1,515	\$1,599	\$2,477	\$2,994	\$1,736
Low-rise/Duplex/ Row House	0	\$118	\$196	\$274	\$431	\$586	\$898	\$877	\$956	\$1,211	\$1,522	\$1,834	\$877
	1	\$115	\$199	\$282	\$450	\$617	\$951	\$992	\$1,014	\$1,286	\$1,619	\$1,954	\$992
	2	\$135	\$235	\$335	\$537	\$736	\$1,137	\$1,146	\$1,216	\$1,539	\$1,939	\$2,340	\$1,146
	3	\$152	\$268	\$384	\$632	\$847	\$1,078	\$1,392	\$1,392	\$1,774	\$2,238	\$2,701	\$1,462
	4	\$165	\$294	\$423	\$771	\$940	\$1,198	\$1,457	\$1,529	\$1,613	\$2,491	\$3,008	\$1,750
High-rise	0	\$177	\$320	\$463	\$923	\$1,033	\$1,604	\$1,663	\$1,663	\$2,175	\$2,745	\$3,315	\$2,013
	1	\$118	\$196	\$274	\$431	\$586	\$898	\$877	\$956	\$1,211	\$1,522	\$1,834	\$877
	2	\$115	\$199	\$282	\$450	\$617	\$951	\$992	\$1,014	\$1,286	\$1,619	\$1,954	\$992
	3	\$135	\$235	\$335	\$537	\$736	\$1,137	\$1,146	\$1,216	\$1,539	\$1,939	\$2,340	\$1,146
	4	\$152	\$268	\$384	\$632	\$847	\$1,078	\$1,392	\$1,392	\$1,774	\$2,238	\$2,701	\$1,462
5	\$165	\$294	\$423	\$771	\$940	\$1,198	\$1,457	\$1,529	\$1,613	\$2,491	\$3,008	\$1,750	

Maximum rents when tenants pay only for other electric:

Number of Bedrooms	10% AMI	15% AMI	20% AMI	30% AMI	40% AMI	50% AMI (Low HOME Rent Limit)*	60% AMI	High HOME Rent Limit*	65% AMI	80% AMI	100% AMI	120% AMI	HUD Fair Market Rent*
Single-family	0	\$111	\$189	\$267	\$424	\$579	\$891	\$870	\$949	\$1,204	\$1,515	\$1,827	\$870
	1	\$110	\$194	\$277	\$445	\$612	\$946	\$987	\$1,009	\$1,281	\$1,614	\$1,949	\$987
	2	\$132	\$232	\$332	\$534	\$733	\$1,134	\$1,143	\$1,213	\$1,536	\$1,936	\$2,337	\$1,143
	3	\$150	\$266	\$382	\$630	\$845	\$1,076	\$1,309	\$1,390	\$1,772	\$2,236	\$2,699	\$1,460
	4	\$165	\$294	\$423	\$771	\$940	\$1,198	\$1,457	\$1,529	\$1,613	\$2,491	\$3,008	\$1,750
Low-rise/Duplex/ Row House	0	\$179	\$322	\$465	\$925	\$1,035	\$1,606	\$1,665	\$1,665	\$2,177	\$2,747	\$3,317	\$2,015
	1	\$124	\$202	\$280	\$437	\$592	\$904	\$883	\$962	\$1,217	\$1,528	\$1,840	\$883
	2	\$123	\$207	\$290	\$458	\$625	\$959	\$1,000	\$1,022	\$1,294	\$1,627	\$1,962	\$1,000
	3	\$145	\$245	\$345	\$547	\$746	\$1,147	\$1,156	\$1,226	\$1,549	\$1,949	\$2,350	\$1,156
	4	\$164	\$280	\$396	\$644	\$859	\$1,090	\$1,323	\$1,404	\$1,786	\$2,250	\$2,713	\$1,474
High-rise	0	\$179	\$322	\$465	\$925	\$1,035	\$1,606	\$1,665	\$1,665	\$2,177	\$2,747	\$3,317	\$2,015
	1	\$124	\$202	\$280	\$437	\$592	\$904	\$883	\$962	\$1,217	\$1,528	\$1,840	\$883
	2	\$123	\$207	\$290	\$458	\$625	\$959	\$1,000	\$1,022	\$1,294	\$1,627	\$1,962	\$1,000
	3	\$145	\$245	\$345	\$547	\$746	\$1,147	\$1,156	\$1,226	\$1,549	\$1,949	\$2,350	\$1,156
	4	\$164	\$280	\$396	\$644	\$859	\$1,090	\$1,323	\$1,404	\$1,786	\$2,250	\$2,713	\$1,474
5	\$193	\$336	\$479	\$939	\$1,049	\$1,334	\$1,620	\$1,679	\$1,679	\$2,191	\$2,761	\$3,331	\$2,029

**CITY OF CHICAGO
MAXIMUM AFFORDABLE MONTHLY RENTS 2019**

Utility allowances per CHA schedule for:					
Number of Bedrooms	Cooking gas & other electric (not heat)	Electric heat, cooking gas & other electric	Gas heat, cooking gas & other electric	Electric cooking & other electric (not heat)	Other electric only (not cooking or heat)
0	\$47	\$93	\$77	\$51	\$45
1	\$60	\$116	\$95	\$65	\$57
2	\$73	\$138	\$114	\$79	\$69
3	\$87	\$162	\$133	\$94	\$82
4	\$99	\$183	\$151	\$108	\$94
5	\$112	\$206	\$169	\$122	\$106
0	\$34	\$75	\$61	\$38	\$32
1	\$47	\$97	\$79	\$52	\$44
2	\$60	\$119	\$97	\$66	\$56
3	\$72	\$139	\$113	\$80	\$68
4	\$85	\$161	\$131	\$94	\$80
5	\$98	\$182	\$149	\$108	\$92
0	\$34	\$58	\$49	\$38	\$32
1	\$47	\$75	\$65	\$52	\$44
2	\$60	\$93	\$81	\$66	\$56
3	\$72	\$110	\$96	\$80	\$68
4	\$85	\$128	\$111	\$94	\$80
5	\$98	\$146	\$127	\$108	\$92

NOTE: Gross rent limits for 50% and 65% AMI, High HOME Rent and Fair Market Rent are as published by HUD. All other rent limits are calculated assuming 1.5 occupants per bedroom and 1 occupant for an apartment with no bedrooms.

* For HOME-funded developments, rents are the lesser of the Fair Market Rent or the High HOME Rent for the unit size. In HOME-funded developments with 5 or more units, 20% of the HOME-assisted units must be occupied by very low income families whose rents do not exceed 30% of the annual income of a family @ 50% of the area median. This is known as the "Low HOME Rent."