

# MAYOR'S OFFICE ON DOMESTIC VIOLENCE

## **City of Chicago Domestic Violence Help Line**

### **Chicago ZIP Code Area Profiles Victim Callers 2007**

City of Chicago  
Domestic Violence Help Line

1-877-TO END DV  
[1-877-863-6338]  
1-877-863-6339 (TTY)



**Mayor's Office on Domestic Violence  
Richard M. Daley, Mayor**

# MAYOR'S OFFICE ON DOMESTIC VIOLENCE

Leslie Landis  
Director

City of Chicago, Mayor's Office on Domestic Violence  
333 South State Street  
DePaul Center Suite 550  
Chicago, Illinois 60604  
(312) 747-9972  
(312) 745-3399 fax

## City of Chicago Domestic Violence Help Line

Gwyn Roland  
Director

City of Chicago, Domestic Violence Help Line  
Chicago Metropolitan Battered Women's Network

**The City Of Chicago Domestic Violence Help Line is a collaboration of the City of Chicago, Mayor's Office On Domestic Violence and the Chicago Metropolitan Battered Women's Network.**

Report prepared by:

Ebony M. Dill, Ph.D.  
Coordinator of Research and Evaluation,  
City of Chicago, Mayor's Office on Domestic Violence

*with contributions and editing by Leslie Landis, Gwyn Roland, and Gail Woods*

This project was supported by Grant # 2007-VA-GX-0020, awarded by the Office for Victims of Crime, Office of Justice Programs, U.S. Department of Justice, through the Illinois Criminal Justice Information Authority. Points of view or opinions contained within this document are those of the author and do not necessarily represent the official position or policies of the U.S. Department of Justice, or the Illinois Criminal Justice Information Authority.

# INTRODUCTION

## CITY OF CHICAGO DOMESTIC VIOLENCE HELP LINE

The City of Chicago, Domestic Violence Help Line is a toll-free, telephone service that functions as a clearinghouse to domestic violence services in the metropolitan Chicago area. The Help Line operates 24-hours a day, 7 days a week. The service is confidential and multi-lingual. Established in 1998, the City of Chicago, Mayor's Office on Domestic Violence (Leslie Landis, Director) contracts with the Chicago Metropolitan Battered Women's Network (Gwyn Roland, Director) to staff the Help Line. Trained domestic violence advocates called VIRAs (Victim Information and Referral Advocates) provide callers to the Help Line with safety planning support, general domestic violence information, and referrals to appropriate domestic violence services. Enhanced support for callers can also include a three-way phone linkage between a caller and a domestic violence provider agency. Three-way phone linkages can support immediate access to services, aid with language barriers, and provide moral support for callers in need. Domestic violence service referrals include shelter, counseling, legal advocacy/representation, family, and abuser services. Diverse language needs are met by English and bi-lingual, bi-cultural Spanish speaking VIRAs. VIRAs can also access translators via a Language Line to respond to over 140 other language needs, such as Polish, Chinese, and Urdu. A TTY is available for speech and hearing impaired callers. The Help Line operates on two centralized databases. The first database allows VIRAs to record case specific information about a victim (not victim identifying information) that includes demographic information and service need information. The caller is provided with a unique call ID number that can be used as a referent during subsequent calls to the Help Line. The second is a searchable database of domestic violence service provider programs in the metropolitan Chicago area. Callers are matched to services based on the ZIP code provided by the caller and their identified service need.

## HELP LINE SERVICE ENHANCEMENTS

In efforts to better serve callers to the City of Chicago, Domestic Violence Help Line several enhancements have been made to the Help Line information databases. Currently, VIRAs are able to record information and service needs for multiple victims in the same household, record county designations for each caller, and connect victim callers with service providers across the city and ***statewide***. Subsequent reports will incorporate and highlight notable changes.

## CHICAGO – ZIP CODE PROFILES

Chicago ZIP Code Area Profiles 2007 is the sixth annual profile report of the characteristics and service needs of victim callers to the City of Chicago's Domestic Violence Help Line. Data for this report were obtained from the City of Chicago, Domestic Violence Help Line databases for January 1, 2007 through December 31, 2007. During this period, the Help Line answered approximately 20,000 calls from persons in and around the Chicago area. Calls are classified as domestic violence related, non-domestic violence related, or administrative calls (e.g., hang-ups, wrong numbers). Domestic violence related calls were received from 6,040 victim callers. ZIP codes were used to describe victim home location and to connect them with appropriate service locations. This report provides information for 4,297 domestic violence victim callers who *also* provided a Chicago area ZIP code.

This report presents summaries of victim's characteristics and service needs at 3 levels: citywide, by sector (North, South, Central), and by individual Chicago ZIP codes within sector. Counts, percentages, and/or indicators of central tendency [mean or median] are used to describe victim caller's age, gender, race, parenthood, number of children, call language, service need, referral source, relationship to abuser, and service needs such as, shelter, counseling, legal services. Population data, obtained from the 2000 Census, and the number of domestic violence services were also included in selected sections.

Information in this report reflects use of the City of Chicago, Domestic Violence Help Line by victims of domestic violence in Chicago and is not an indicator of prevalence or incidents of domestic violence in Chicago. The number of victims who use the domestic violence Help Line will be significantly lower than the actual number of domestic violence victims in the city. This happens for a number of reasons that include many victims do not report abuse to police or friends and many victims may access supports via other pathways. This report provides demographic information about victim callers who access the City of Chicago, Domestic Violence Help Line as a resource and their identified service needs and can be used to support decision-making regarding services to victims of domestic. It is easily reproducible – in whole or in part – and should be shared.

A variety of reports are produced from the City of Chicago, Domestic Violence Help Line data. We invite you to peruse these reports on our website: [www.cityofchicago.org/domesticviolence](http://www.cityofchicago.org/domesticviolence).

# CONTENTS

<b>INTRODUCTION.....</b>	<b>3</b>
City of Chicago, Domestic Violence Help Line	
Help Line Service Enhancements	
Chicago ZIP Code Area Profiles	
<b>INDEX TO ZIP CODE AREAS.....</b>	<b>6</b>
<b>CHICAGO CITYWIDE VICTIM CALLERS.....</b>	<b>7</b>
Map: Chicago ZIP code area	
<b>SECTOR PROFILES.....</b>	<b>9</b>
<b>NORTH SECTOR.....</b>	<b>10</b>
Map: North Sector	
Victim Callers Profiles	
<b>CENTRAL SECTOR.....</b>	<b>12</b>
Map: Central Sector	
Victim Callers Profiles	
<b>SOUTH SECTOR.....</b>	<b>14</b>
Map: South Sector	
Victim Callers Profiles	
<b>ZIP CODE AREA PROFILES.....</b>	<b>16</b>
<b>By NORTH SECTOR.....</b>	<b>17</b>
Victim Callers Profile Summaries	
<b>By CENTRAL SECTOR.....</b>	<b>22</b>
Victim Callers Profile Summaries	
<b>By SOUTH SECTOR.....</b>	<b>27</b>
Victim Callers Profile Summaries	
<b>GLOSSARY/DEFINITIONS.....</b>	<b>31</b>

# INDEX TO ZIP CODE AREAS

<u>ZIP</u>	<u>SECTOR</u>	<u>PAGE</u>	<u>ZIP</u>	<u>SECTOR</u>	<u>PAGE</u>
<b>The LOOP</b>	Central	23	<b>60632</b>	Central	26
<b>60606 &amp; 60607</b>	Central	23	<b>60633</b>	South	29
<b>60608</b>	Central	23	<b>60634</b>	North	19
<b>60609</b>	Central	23	<b>60636</b>	South	29
<b>60610</b>	Central	24	<b>60637</b>	South	30
<b>60611</b>	Central	24	<b>60638</b>	South	30
<b>60612</b>	Central	24	<b>60639</b>	North	20
<b>60613</b>	North	18	<b>60640</b>	North	20
<b>60614</b>	North	18	<b>60641</b>	North	20
<b>60615</b>	Central	24	<b>60643</b>	South	30
<b>60616</b>	Central	25	<b>60644</b>	Central	26
<b>60617</b>	South	28	<b>60645</b>	North	20
<b>60618</b>	North	18	<b>60646</b>	North	21
<b>60619</b>	South	28	<b>60647</b>	North	21
<b>60620</b>	South	28	<b>60649</b>	South	30
<b>60621</b>	South	28	<b>60651</b>	Central	26
<b>60622</b>	Central	25	<b>60652</b>	South	31
<b>60623</b>	Central	25	<b>60653</b>	Central	26
<b>60624</b>	Central	25	<b>60654</b>	Central	27
<b>60625</b>	North	18	<b>60655</b>	South	31
<b>60626</b>	North	19	<b>60656</b>	North	21
<b>60628</b>	South	29	<b>60657</b>	North	21
<b>60629</b>	South	29	<b>60659</b>	North	22
<b>60630</b>	North	19	<b>60660</b>	North	22
<b>60631</b>	North	19	<b>60661</b>	Central	27

Note: Missing, valid Chicago area ZIP codes indicate that no victim calls were reported for that ZIP code during the current reporting period.

# CHICAGO CITYWIDE

Victim Callers 2007

N=4,297

Victim			Abuser			Children		
<b>Age (Median=32)</b>			<b>Age (Median=35)</b>					
10 thru 19	198	5%	15 thru 19	62	2%	No Children	2155	53%
20 thru 24	654	15%	20 thru 24	248	10%	Have Kids	2142	47%
25 thru 29	827	20%	25 thru 29	436	18%	Total Kids	3037	
30 thru 34	689	16%	30 thru 34	382	15%	Kids 0-5 yrs	1236	40%
35 thru 39	640	15%	35 thru 39	419	17%	Range	1-9	
40 thru 44	488	12%	40 thru 44	331	13%	Mean N	2.1	
45 thru 49	320	8%	45 thru 49	245	10%	<b>Language</b>		
50 thru 59	329	8%	50 thru 59	289	12%	English	3856	88%
60 thru 93	65	1%	60 thru 83	70	3%	Spanish	427	11%
Missing	87		Missing	189		Polish, Urdu, Chinese, Arabic, Russian, Romanian	14	<1%
<b>Sex</b>			<b>Sex</b>			<b>Referred By</b>		
Female	3978	93%	Female	284	11%	Police	1640	56%
Male	313	7%	Male	2374	89%	DV & Social Services	632	22%
Transgender	1	<1%	Transgender	1	<1%	Advertisement	239	8%
Missing	5		Missing	12		Family or Friend	117	4%
<b>Race</b>			<b>Race</b>			Health	99	3%
Black/African	2496	58%	Black/African	1487	58%	Information Resources	21	1%
White	653	16%	White	400	15%	Criminal & Civil Justice	19	1%
Latino/Hispanic	936	22%	Latino/Hispanic	613	24%	Employment & School	16	<1%
Middle Eastern	26	<1%	Middle Eastern	19	1%	Other	129	4%
Asian	53	1%	Asian	27	1%	Missing	-	
Multi-racial	38	<1%	Multi-racial	14	<1%	<b>Service Need</b>		
Native American	14	<1%	Native American	6	<1%	Shelter	1679	40%
Other	29	1%	Other	14	<1%	Counseling	648	13%
Missing	52		Missing	91		Legal	963	27%
<b>Relationship</b>			<b>Family/ Blood Relationship</b>			Information	495	14%
Spouse	1301	30%	Parent/Step parent	34	19%	Other	312	6%
Partner-cohabiting	1209	28%	Child/Step child	72	38%	Missing	-	
Partner-not cohabiting	392	9%	Sibling	37	19%	<b>DV Service Types</b>		
Ex-Spouse/-Partner	910	21%	Other	46	24%	Shelter		5
Child in common only	96	2%	<b>Same Sex Relationship</b>			DV Counseling		28
Family/Blood	285	7%	Male	109	4%	Legal Advocacy		4
Roommate/Attendant	43	2%	Female	193	7%	Legal Representation		14
Other	33	1%				Counseling and Legal Advocacy		24
Missing	25					Sexual Assault Counseling		13
						Abuser Service		15
						Child Visitation Center		3

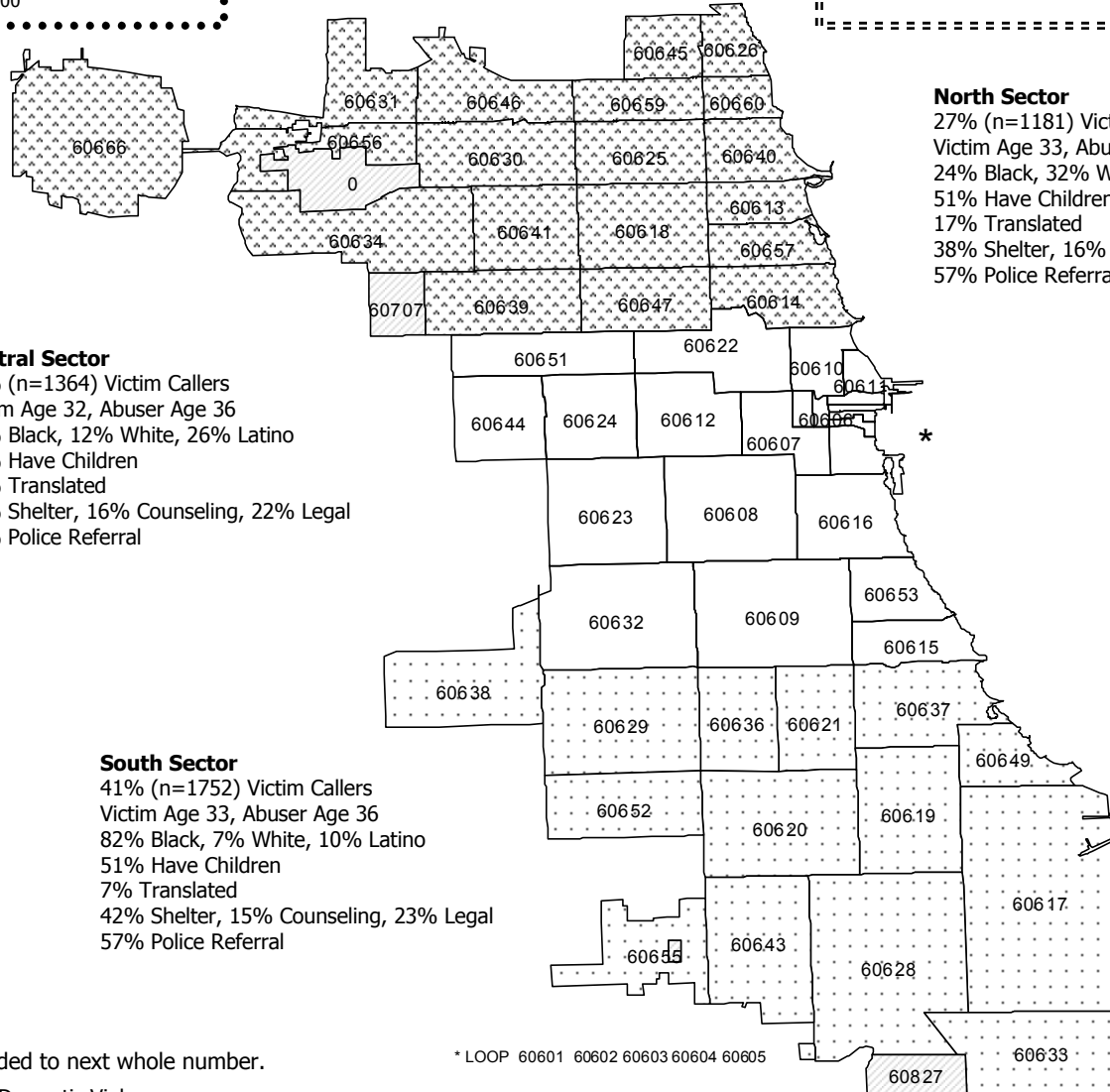
**Chicago Area Demographics**

Total Population: **2,896,016**  
 Race: Hispanic/Latino 753,644  
 Not Hispanic/Latino:  
     Asian 124,437  
     Black 1,053,739  
     White 907,166  
     Other 57,030  
 Age Median 31.5  
 Income Median (household) \$38,625  
 Source: U.S. Census Bureau, Census 2000

**Chicago -ZIP Code Map  
 Victim Callers  
 Sector Summarizes  
 2007**

**Domestic Violence Service Types**

	Citywide
Shelter	5
DV Counseling	28
Legal Advocacy	4
Legal Representation	14
Counseling and Legal Advocacy	24
Sexual Assault Counseling	13
Abuser Services	15
Child Visitation Center	3
Specialized Service	1
<b>Total</b>	<b>107</b>



**North Sector**  
 27% (n=1181) Victim Callers  
 Victim Age 33, Abuser Age 36  
 24% Black, 32% White, 36% Latino  
 51% Have Children  
 17% Translated  
 38% Shelter, 16% Counseling, 25% Legal  
 57% Police Referral

**Central Sector**  
 32% (n=1364) Victim Callers  
 Victim Age 32, Abuser Age 36  
 58% Black, 12% White, 26% Latino  
 49% Have Children  
 10% Translated  
 42% Shelter, 16% Counseling, 22% Legal  
 55% Police Referral

**South Sector**  
 41% (n=1752) Victim Callers  
 Victim Age 33, Abuser Age 36  
 82% Black, 7% White, 10% Latino  
 51% Have Children  
 7% Translated  
 42% Shelter, 15% Counseling, 23% Legal  
 57% Police Referral

Note: Percentages (%) are rounded to next whole number.

City of Chicago, Mayor's Office on Domestic Violence  
 ZIP Code Profiles 2007






\* LOOP 60601 60602 60603 60604 60605

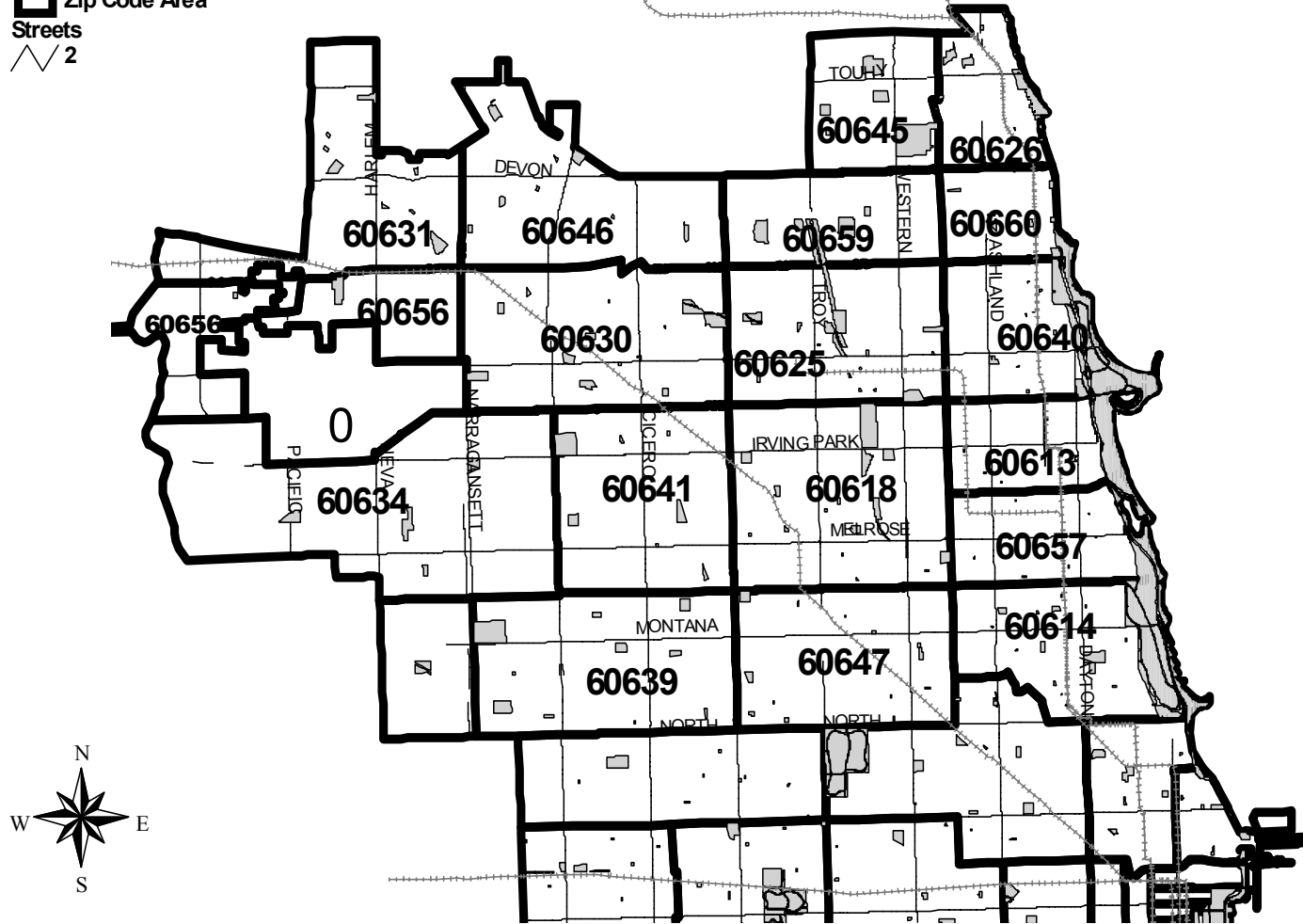


# Sector Profiles

- Provides a count and percentage for victim caller information for designations that divide the City of Chicago into north, central, and south sectors. Percentages (%) are rounded to next whole number.
- In order to place this information in context, the number of service types located within each sector is also provided.

# North Sector

-  Cta\_lines.shp
-  Parks
-  Zip Code Area
-  Streets
-  2



# NORTH SECTOR

Victim Callers 2007

N=1,181

Victim			Abuser			Children		
<b>Age (Median=33)</b>			<b>Age (Median=30)</b>					
15 thru 19	37	3%	13 thru 19	13	2%	No Children	584	49%
20 thru 24	183	16%	20 thru 24	69	10%	Have Kids	597	51%
25 thru 29	238	21%	25 thru 29	111	16%	Total Kids	1168	
30 thru 34	152	13%	30 thru 34	115	17%	Kids 0-5 yrs	550	47%
35 thru 39	175	15%	35 thru 39	90	13%	Range	1-6	
40 thru 44	152	13%	40 thru 44	106	16%	Mean N	1.9	
45 thru 49	83	7%	45 thru 49	68	10%	<b>Language</b>		
50 thru 59	101	9%	50 thru 59	82	12%	English	1034	88%
60 thru 85	27	2%	60 thru 78	39	6%	Spanish	141	12%
Missing	33		Missing	52		Polish, Hindi, Chinese, Arabic, Bosnian, Vietnamese, Serbian	6	1%
<b>Sex</b>			<b>Sex</b>					
Female	1063	90%	Female	90	13%	<b>Referred By</b>		
Male	117	10%	Male	626	87%	Police	453	57%
Transgender	0	0%	Transgender	1	<1%	DV & Social Services	176	22%
Missing	1		Missing	7		Advertisement	63	8%
<b>Race</b>			<b>Race</b>					
Black/African	285	25%	Black/African	283	41%	Family or Friend	26	3%
White	369	30%	White	167	24%	Health	30	4%
Latino/Hispanic	420	37%	Latino/Hispanic	211	31%	Information Resources	9	1%
Middle Eastern	19	2%	Middle Eastern	6	1%	Criminal & Civil Justice	6	1%
Asian	31	3%	Asian	2	2%	Employment & School	7	1%
Multi-racial	19	1%	Multi-racial	5	1%	Other	28	3%
Native American	5	<1%	Native American	3	<1%	Missing	-	
Other	18	2%	Other	5	1%	<b>Service Need</b>		
Missing	15		Missing	32		Shelter	430	38%
<b>Relationship</b>			<b>Family/Blood Relationship</b>					
Spouse	441	38%	Parent/Step parent	11	24%	Counseling	181	16%
Partner-cohabiting	297	25%	Child/Step child	17	38%	Legal	286	25%
Partner-not cohabiting	88	7%	Sibling	10	22%	Information	152	14%
Ex-Spouse/-Partner	233	20%	Other	7	16%	Other	71	6%
Child in common only	22	2%				Missing	1	
Family/Blood	66	6%	<b>Same Sex Relationship</b>					
Roommate/Attendant	17	1%	Male	41	6%	<b>DV Service Provider</b>		
Other	7	<1%	Female	53	7%	Shelter	2	
Missing	10					DV Counseling – 1 sub abuse tx pregnant	10	
						Legal Advocacy	1	
						Legal Representation	2	
						Counseling and Legal Advocacy	14	
						Sexual Assault Counseling	4	
						Abuser Service	8	
						Child Visitation Center	1	






# CENTRAL SECTOR

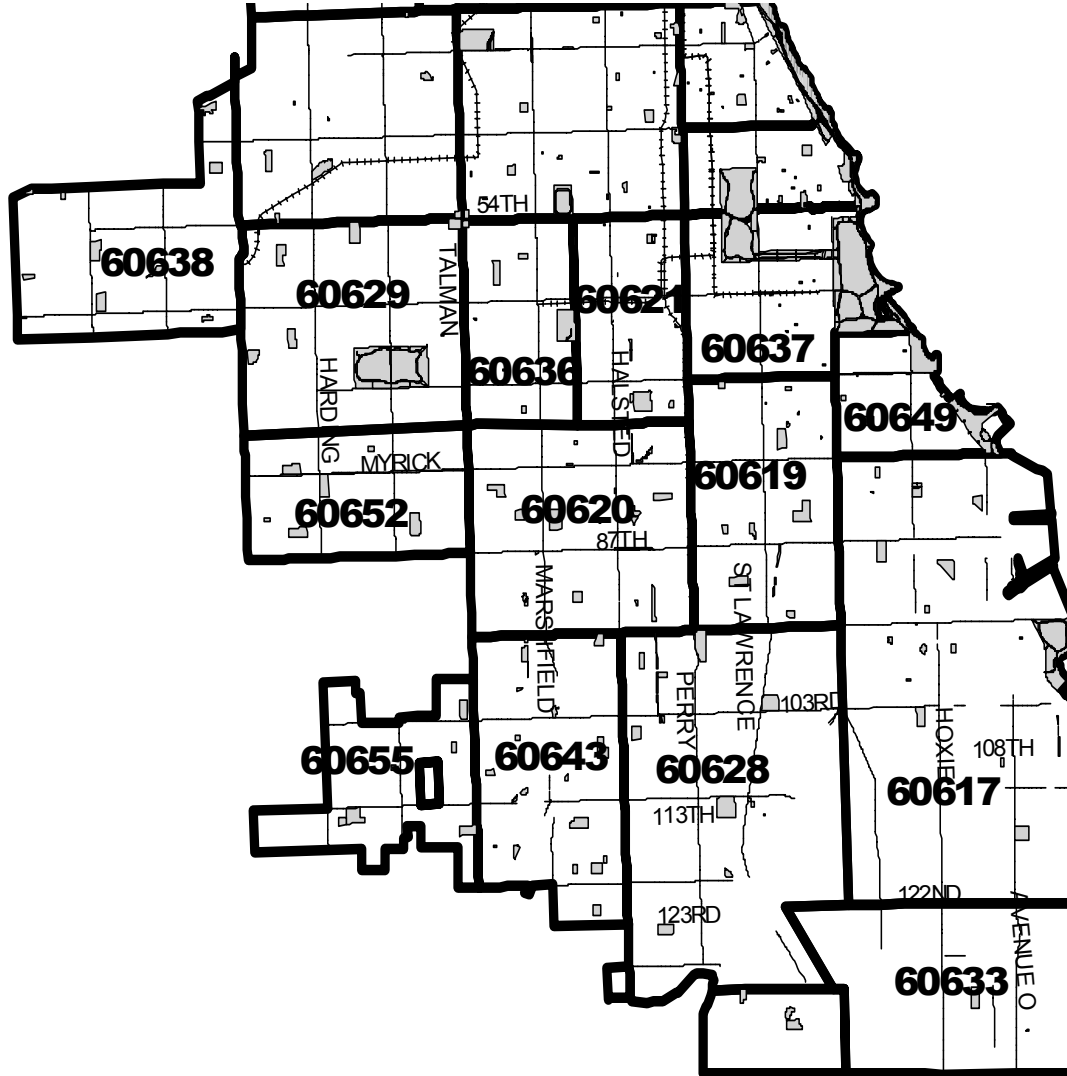
Victim Callers 2007

N=1,364

Victim			Abuser			Children		
<b>Age</b> (Median=32)			<b>Age</b> (Median=36)					
10 thru 19	64	5%	14 thru 19	16	1%	No Children	701	51%
20 thru 24	224	17%	20 thru 24	84	10%	Have Kids	663	49%
25 thru 29	265	20%	25 thru 29	150	19%	Total Kids	1410	
30 thru 34	265	20%	30 thru 34	117	14%	Kids 0-5 yrs	632	45%
35 thru 39	184	14%	35 thru 39	140	17%	Range	1-8	
40 thru 44	121	9%	40 thru 44	112	14%	Mean N	2.1	
45 thru 49	91	7%	45 thru 49	78	10%	<b>Language</b>		
50 thru 59	104	8%	50 thru 59	87	11%	English	1208	89%
60 thru 93	17	<1%	60 thru 85	23	3%	Spanish	152	11%
Missing	29		Missing	59		Polish, Urdu, Chinese	4	<1%
<b>Sex</b>			<b>Sex</b>			<b>Referred By</b>		
Female	1282	94%	Female	82	10%	Police	506	55%
Male	79	6%	Male	776	90%	DV & Social Services	211	19%
Transgender	1	<1%	Transgender	0	0%	Advertisement	66	8%
Missing	2		Missing	3		Family or Friend	45	4%
<b>Race</b>			<b>Race</b>			Health	36	7%
Black/African	786	58%	Black/African	464	56%	Information Resources	4	1%
White	168	12%	White	117	14%	Criminal & Civil Justice	4	2%
Latino/Hispanic	350	26%	Latino/Hispanic	219	26%	Employment & School	2	<1%
Middle Eastern	4	<1%	Middle Eastern	6	1%	Other	36	3%
Asian	18	1%	Asian	10	1%	Missing	-	
Multi-racial	11	1%	Multi-racial	6	1%	<b>Service Need</b>		
Native American	3	<1%	Native American	3	<1%	Shelter	544	42%
Other	8	1%	Other	6	1%	Counseling	210	16%
Missing	16		Missing	30		Legal	292	22%
<b>Relationship</b>			<b>Family/ Blood Relationship</b>			Information	158	12%
Spouse	399	29%	Parent/Step parent	10	18%	Other	101	8%
Partner-cohabiting	395	29%	Child/Step child	20	36%	Missing	2	
Partner-not cohabiting	130	10%	Sibling	9	16%	<b>DV Service Provider</b>		
Ex-Spouse/-Partner	293	22%	Other	17	30%	Shelter	1	
Child in common only	28	2%	<b>Same Sex Relationship</b>			DV Counseling	11	
Family/Blood	88	6%	Male	29	3%	Legal Advocacy	2	
Roommate/Attendant	13	1%	Female	58	7%	Legal Representation	11	
Other	11	1%				Counseling and Legal Advocacy	7	
Missing	8					Sexual Assault Counseling	6	
						Abuser Services	3	
						Child Visitation Center	1	

# South Sector

-  Cta\_lines.shp
-  Parks
-  Zip Code Area
-  Streets
-  2



# SOUTH SECTOR

Victim Callers 2007

N=1,752

Victim			Abuser			Children		
<b>Age (Median=33)</b>			<b>Age (Median=36)</b>					
15 thru 19	97	6%	12 thru 19	33	3%	No Children	857	49%
20 thru 24	247	14%	20 thru 24	95	9%	Have Kids	895	51%
25 thru 29	327	19%	25 thru 29	175	17%	Total Kids	1897	
30 thru 34	272	16%	30 thru 34	155	15%	Kids 0-5 yrs	878	44%
35 thru 39	281	16%	35 thru 39	189	19%	Range	1-9	
40 thru 44	215	12%	40 thru 44	113	11%	Mean N	2.1	
45 thru 49	146	8%	45 thru 49	99	10%	<b>Language</b>		
50 thru 59	124	7%	50 thru 59	120	12%	English	1614	92%
60 thru 78	21	1%	60 thru 72	29	3%	Spanish	134	8%
Missing	25		Missing	78		Polish	4	<1%
<b>Sex</b>			<b>Sex</b>			<b>Referred By</b>		
Female	1633	93%	Female	112	10%	Police	681	57%
Male	117	7%	Male	972	90%	DV & Social Services	240	20%
Transgender	0	0%	Transgender	0	0%	Advertisement	110	9%
Missing	2		Missing	2		Family or Friend	46	4%
<b>Race</b>			<b>Race</b>			Health	33	3%
Black/African	1425	82%	Black/African	740	70%	Information Resources	8	1%
White	116	7%	White	116	11%	Criminal & Civil Justice	9	1%
Latino/Hispanic	166	10%	Latino/Hispanic	183	17%	Employment & School	7	<1%
Middle Eastern	3	<1%	Middle Eastern	7	1%	Other	65	5%
Asian	4	<1%	Asian	5	<1%	Missing	-	
Multi-racial	8	<1%	Multi-racial	3	<1%	<b>Service Need</b>		
Native American	6	<1%	Native American	0	0%	Shelter	705	42%
Other	3	<1%	Other	3	<1%	Counseling	257	15%
Missing	21		Missing	29		Legal	385	23%
<b>Relationship</b>			<b>Family/ Blood Relationship</b>			Information	185	11%
Spouse	461	26%	Parent/Step parent	15	17%	Other	140	8%
Partner-cohabiting	517	30%	Child/Step child	35	39%	Missing	2	
Partner-not cohabiting	174	10%	Sibling	18	20%	<b>DV Service Provider</b>		
Ex-Spouse/-Partner	384	22%	Other	22	19%	Shelter		1
Child in common only	46	3%	<b>Same Sex Relationship</b>			DV Counseling		8
Family/Blood	131	7%	Male	39	2%	Legal Advocacy		1
Roommate/Attendant	13	1%	Female	82	5%	Legal Representation		1
Other	16	1%				Counseling & Legal Advocacy		3
Missing	10					Sexual Assault Counseling		3
						Abuser Service		4
						Child Visitation Center		1

# ZIP Codes Profiles

- Provides a count for victim caller information for each ZIP code designation in the City of Chicago by sector designation.
- In order to place this information in context, demographic information based on Census 2000 data is also provided along with each ZIP code.
- Missing City of Chicago ZIP codes represent no victim caller data reported/received for those ZIP code areas. See glossary/definitions for complete list of Chicago area ZIP codes.



60613		N=23	
<b>VICTIM</b>		<b>ABUSER</b>	
Age (Median)	35	Age (Median)	34
Sex: Female	22	Sex: Female	3
Male	1	Male	8
Race: Black	5	Race: Black	5
White	15	White	2
Latino	2	Latino	3
Other	1	Other	-
<b>CHILDREN</b>		<b>RELATIONSHIP</b>	
No Kids	17	Spouse	12
Have Kids	6	Partner cohabitate	5
Total Kids	14	Partner not cohab	-
Kids 0-5 yrs	4	Ex-spouse/partner	6
Range	1-4	Other	-
Mean N	2.3		
<b>REFERRED BY</b>		<b>Demographics</b>	
Police	7	Census 2000	
DV & Social Service	4	Total Population	50,548
Advertisement	1	Race: Hispanic/Latino	6,589
Health	-	Not Hispanic/Latino	43,959
Family or Friend	1	Asian	2,849
Info. Resources	-	Black	4,227
Other	1	White	35,517
		Other	1,366
		HH Income Median	48,381
		Age Median	32.3
<b>LANGUAGE</b>			
English	20		
Spanish	3		
Polish	-		
Other	-		

60614		N=37	
<b>VICTIM</b>		<b>ABUSER</b>	
Age (Median)	37	Age (Median)	40
Sex: Female	36	Sex: Female	2
Male	1	Male	23
Race: Black	10	Race: Black	10
White	17	White	8
Latino	5	Latino	5
Other	4	Other	1
<b>CHILDREN</b>		<b>RELATIONSHIP</b>	
No Kids	23	Spouse	11
Have Kids	14	Partner cohabitate	11
Total Kids	30	Partner not cohab	3
Kids 0-5 yrs	18	Ex-spouse/partner	12
Range	1-5	Other	-
Mean N	2.1		
<b>REFERRED BY</b>		<b>Demographics</b>	
Police	14	Census 2000	
DV & Social Service	9	Total Population	65,474
Advertisement	2	Race: Hispanic/Latino	3,554
Health	-	Not Hispanic/Latino	61,920
Family or Friend	1	Asian	2,467
Info. Resources	-	Black	2,634
Other	-	White	55,721
		Other	1,098
		HH Income Median	68,324
		Age Median	31
<b>LANGUAGE</b>			
English	34		
Spanish	3		
Polish	-		
Other	-		

60618		N=153	
<b>VICTIM</b>		<b>ABUSER</b>	
Age (Median)	35	Age (Median)	35
Sex: Female	140	Sex: Female	6
Male	13	Male	70
Race: Black	13	Race: Black	17
White	47	White	18
Latino	81	Latino	37
Other	11	Other	3
<b>CHILDREN</b>		<b>RELATIONSHIP</b>	
No Kids	80	Spouse	55
Have Kids	73	Partner cohabitate	40
Total Kids	144	Partner not cohab	16
Kids 0-5 yrs	74	Ex-spouse/partner	28
Range	1-5	Other	13
Mean N	1.9		
<b>REFERRED BY</b>		<b>Demographics</b>	
Police	60	Census 2000	
DV & Social Service	19	Total Population	98,147
Advertisement	4	Race: Hispanic/Latino	48,149
Health	4	Not Hispanic/Latino	49,998
Family or Friend	2	Asian	4,910
Info. Resources	2	Black	2,527
Other	1	White	39,057
		Other	3,504
		HH Income Median	41,355
		Age Median	31.3
<b>LANGUAGE</b>			
English	130		
Spanish	22		
Polish	1		
Other	0		

60625		N=99	
<b>VICTIM</b>		<b>ABUSER</b>	
Age (Median)	34	Age (Median)	39
Sex: Female	89	Sex: Female	9
Male	10	Male	51
Race: Black	20	Race: Black	24
White	20	White	8
Latino	50	Latino	23
Other	8	Other	4
<b>CHILDREN</b>		<b>RELATIONSHIP</b>	
No Kids	12	Spouse	47
Have Kids	15	Partner cohabitate	17
Total Kids	29	Partner not cohab	8
Kids 0-5 yrs	13	Ex-spouse/partner	18
Range	1-5	Other	9
Mean N	1.9		
<b>REFERRED BY</b>		<b>Demographics</b>	
Police	37	Census 2000	
DV & Social Service	15	Total Population	91,351
Advertisement	5	Race: Hispanic/Latino	34,385
Health	4	Not Hispanic/Latino	56,966
Family or Friend	1	Asian	15,587
Info. Resources	2	Black	3,172
Other	1	White	33,846
		Other	4,361
		HH Income Median	40,083
		Age Median	31
<b>LANGUAGE</b>			
English	83		
Spanish	15		
Polish	-		
Other	1		

60626		N=107	
<b>VICTIM</b>		<b>ABUSER</b>	
Age (Median)	34	Age (Median)	40
Sex: Female	97	Sex: Female	3
Male	10	Male	68
Race: Black	56	Race: Black	43
White	30	White	14
Latino	15	Latino	12
Other	5	Other	2
<b>CHILDREN</b>		<b>RELATIONSHIP</b>	
No Kids	51	Spouse	36
Have Kids	56	Partner cohabitate	26
Total Kids	114	Partner not cohab	12
Kids 0-5 yrs	59	Ex-spouse/partner	24
Range	1-6	Other	7
Mean N	2.0		
<b>REFERRED BY</b>		<b>SERVICE NEED</b>	
Police	42	Shelter	37
DV & Social Service	13	Counseling	16
Advertisement	7	Legal	25
Health	4	Info Only	16
Family or Friend	3	Other	4
Info. Resources	-		
Other	3		
<b>LANGUAGE</b>		<b>Census 2000 Demographics</b>	
English	100	Total Population	59,251
Spanish	6	Race: Hispanic/Latino	16,002
Polish	1	Not Hispanic/Latino	43,249
Other	-	Asian	4,607
		Black	16,899
		White	19,128
		Other	2,615
		HH Income Median	31,318
		Age Median	30.3

60631		N=20	
<b>VICTIM</b>		<b>ABUSER</b>	
Age (Median)	34	Age (Median)	48
Sex: Female	19	Sex: Female	3
Male	1	Male	11
Race: Black	2	Race: Black	8
White	10	White	4
Latino	3	Latino	1
Other	5	Other	1
<b>CHILDREN</b>		<b>RELATIONSHIP</b>	
No Kids	9	Spouse	6
Have Kids	11	Partner cohabitate	6
Total Kids	17	Partner not cohab	1
Kids 0-5 yrs	3	Ex-spouse/partner	3
Range	1-4	Other	4
Mean N	1.5		
<b>REFERRED BY</b>		<b>SERVICE NEED</b>	
Police	7	Shelter	4
DV & Social Service	7	Counseling	4
Advertisement	1	Legal	9
Health	-	Info Only	3
Family or Friend	-	Other	-
Info. Resources	-		
Other	-		
<b>LANGUAGE</b>		<b>Census 2000 Demographics</b>	
English	18	Total Population	28,832
Spanish	1	Race: Hispanic/Latino	1,501
Polish	-	Not Hispanic/Latino	27,331
Other	1	Asian	629
		Black	297
		White	26,146
		Other	259
		HH Income Median	55,316
		Age Median	42.8

60630		N=45	
<b>VICTIM</b>		<b>ABUSER</b>	
Age (Median)	33	Age (Median)	34
Sex: Female	37	Sex: Female	4
Male	7	Male	21
Race: Black	4	Race: Black	10
White	12	White	6
Latino	25	Latino	5
Other	3	Other	2
<b>CHILDREN</b>		<b>RELATIONSHIP</b>	
No Kids	18	Spouse	23
Have Kids	27	Partner cohabitate	8
Total Kids	55	Partner not cohab	2
Kids 0-5 yrs	24	Ex-spouse/partner	4
Range	1-5	Other	7
Mean N	2.0		
<b>REFERRED BY</b>		<b>SERVICE NEED</b>	
Police	20	Shelter	19
DV & Social Service	10	Counseling	7
Advertisement	5	Legal	93
Health	1	Info Only	4
Family or Friend	1	Other	3
Info. Resources	-		
Other	3		
<b>LANGUAGE</b>		<b>Census 2000 Demographics</b>	
English	42	Total Population	54,781
Spanish	3	Race: Hispanic/Latino	8,984
Polish	-	Not Hispanic/Latino	45,797
Other	-	Asian	4,038
		Black	249
		White	39,943
		Other	1,567
		HH Income Median	47,905
		Age Median	38.2

60634		N=57	
<b>VICTIM</b>		<b>ABUSER</b>	
Age (Median)	34	Age (Median)	37
Sex: Female	49	Sex: Female	6
Male	8	Male	31
Race: Black	3	Race: Black	6
White	30	White	19
Latino	18	Latino	11
Other	5	Other	-
<b>CHILDREN</b>		<b>RELATIONSHIP</b>	
No Kids	27	Spouse	27
Have Kids	30	Partner cohabitate	14
Total Kids	58	Partner not cohab	-
Kids 0-5 yrs	32	Ex-spouse/partner	8
Range	1-4	Other	7
Mean N	1.9		
<b>REFERRED BY</b>		<b>SERVICE NEED</b>	
Police	28	Shelter	19
DV & Social Service	9	Counseling	9
Advertisement	2	Legal	14
Health	-	Info Only	6
Family or Friend	2	Other	6
Info. Resources	1		
Other	1		
<b>LANGUAGE</b>		<b>Census 2000 Demographics</b>	
English	49	Total Population	74,164
Spanish	8	Race: Hispanic/Latino	14,506
Polish	-	Not Hispanic/Latino	59,658
Other	-	Asian	2,763
		Black	446
		White	54,764
		Other	1,685
		HH Income Median	50,042
		Age Median	38.3

N

O

R

T

H

60639		N=136	
<b>VICTIM</b>		<b>ABUSER</b>	
Age (Median)	32	Age (Median)	36
Sex: Female	131	Sex: Female	8
Male	5	Male	79
Race: Black	48	Race: Black	37
White	13	White	13
Latino	72	Latino	30
Other	1	Other	1
<b>CHILDREN</b>		<b>RELATIONSHIP</b>	
No Kids	65	Spouse	47
Have Kids	71	Partner cohabitate	40
Total Kids	150	Partner not cohab	6
Kids 0-5 yrs	78	Ex-spouse/partner	31
Range	1-5	Other	11
Mean N	2.1	<b>Demographics</b>	
<b>REFERRED BY</b>		<b>Census 2000</b>	
Police	50	Total Population	92,951
DV & Social Service	24	Race: Hispanic/Latino	61,700
Advertisement	12	Not Hispanic/Latino	31,251
Health	3	Asian	1,219
Family or Friend	2	Black	16,023
Info. Resources	2	White	12,956
Other	5	Other	1,053
<b>LANGUAGE</b>		HH Income Median 40,165	
English	114	Age Median 27.6	
Spanish	21		
Polish	-		
Other	1		

60640		N=99	
<b>VICTIM</b>		<b>ABUSER</b>	
Age (Median)	36	Age (Median)	34
Sex: Female	87	Sex: Female	5
Male	12	Male	55
Race: Black	46	Race: Black	27
White	31	White	13
Latino	15	Latino	16
Other	6	Other	1
<b>CHILDREN</b>		<b>RELATIONSHIP</b>	
No Kids	50	Spouse	25
Have Kids	49	Partner cohabitate	32
Total Kids	101	Partner not cohab	9
Kids 0-5 yrs	41	Ex-spouse/partner	24
Range	1-6	Other	7
Mean N	2.0	<b>Demographics</b>	
<b>REFERRED BY</b>		<b>Census 2000</b>	
Police	38	Total Population	74,030
DV & Social Service	14	Race: Hispanic/Latino	15,792
Advertisement	7	Not Hispanic/Latino	58,238
Health	2	Asian	9,881
Family or Friend	3	Black	14,094
Info. Resources	1	White	31,529
Other	5	Other	2,734
<b>LANGUAGE</b>		HH Income Median 32,466	
English	90	Age Median 34.6	
Spanish	9		
Polish	-		
Other	-		

60641		N=96	
<b>VICTIM</b>		<b>ABUSER</b>	
Age (Median)	30	Age (Median)	35
Sex: Female	88	Sex: Female	7
Male	8	Male	53
Race: Black	6	Race: Black	18
White	47	White	14
Latino	36	Latino	23
Other	7	Other	1
<b>CHILDREN</b>		<b>RELATIONSHIP</b>	
No Kids	46	Spouse	43
Have Kids	50	Partner cohabitate	23
Total Kids	86	Partner not cohab	3
Kids 0-5 yrs	51	Ex-spouse/partner	16
Range	1-4	Other	6
Mean N	1.7	<b>Demographics</b>	
<b>REFERRED BY</b>		<b>Census 2000</b>	
Police	33	Total Population	73,824
DV & Social Service	10	Race: Hispanic/Latino	28,643
Advertisement	6	Not Hispanic/Latino	45,181
Health	6	Asian	2,830
Family or Friend	5	Black	788
Info. Resources	-	White	39,190
Other	6	Other	2,373
<b>LANGUAGE</b>		HH Income Median 42,182	
English	81	Age Median 33.8	
Spanish	15		
Polish	-		
Other	-		

60645		N=51	
<b>VICTIM</b>		<b>ABUSER</b>	
Age (Median)	31	Age (Median)	37
Sex: Female	43	Sex: Female	10
Male	8	Male	21
Race: Black	16	Race: Black	15
White	8	White	6
Latino	17	Latino	5
Other	9	Other	4
<b>CHILDREN</b>		<b>RELATIONSHIP</b>	
No Kids	20	Spouse	21
Have Kids	31	Partner cohabitate	12
Total Kids	65	Partner not cohab	5
Kids 0-5 yrs	27	Ex-spouse/partner	7
Range	1-4	Other	6
Mean N	2.1	<b>Demographics</b>	
<b>REFERRED BY</b>		<b>Census 2000</b>	
Police	19	Total Population	44,197
DV & Social Service	10	Race: Hispanic/Latino	7,223
Advertisement	2	Not Hispanic/Latino	36,974
Health	-	Asian	6,877
Family or Friend	2	Black	4,658
Info. Resources	-	White	23,197
Other	2	Other	2,242
<b>LANGUAGE</b>		HH Income Median 41,438	
English	48	Age Median 35.4	
Spanish	3		
Polish	-		
Other	-		

N

O

R

T

H

60646		N=13	
<b>VICTIM</b>		<b>ABUSER</b>	
Age (Median)	39	Age (Median)	43
Sex: Female	10	Sex: Female	-
Male	3	Male	4
Race: Black	3	Race: Black	2
White	7	White	2
Latino	3	Latino	-
Other	-	Other	-
<b>CHILDREN</b>		<b>RELATIONSHIP</b>	
No Kids	7	Spouse	5
Have Kids	6	Partner cohabitate	2
Total Kids	8	Partner not cohab	2
Kids 0-5 yrs	2	Ex-spouse/partner	3
Range	1-2	Other	1
Mean N	1.3		
<b>REFERRED BY</b>		<b>Demographics</b>	
Police	2	Census 2000 Total Population	27,016
DV & Social Service	-	Race: Hispanic/Latino	1,783
Advertisement	2	Not Hispanic/Latino	25,233
Health	1	Asian	1,695
Family or Friend	-	Black	88
Info. Resources	-	White	23,030
Other	-	Other	420
<b>LANGUAGE</b>		HH Income Median	58,232
English	13	Age Median	42.3
Spanish	-		
Polish	-		
Other	-		

60647		N=119	
<b>VICTIM</b>		<b>ABUSER</b>	
Age (Median)	31	Age (Median)	34
Sex: Female	106	Sex: Female	11
Male	13	Male	66
Race: Black	31	Transgender	1
White	25	Race: Black	35
Latino	52	White	13
Other	8	Latino	25
<b>CHILDREN</b>		<b>RELATIONSHIP</b>	
No Kids	51	Spouse	36
Have Kids	68	Partner cohabitate	27
Total Kids	131	Partner not cohab	8
Kids 0-5 yrs	59	Ex-spouse/partner	31
Range	1-6	Other	15
Mean N	1.9		
<b>REFERRED BY</b>		<b>Demographics</b>	
Police	47	Census 2000 Total Population	98,769
DV & Social Service	18	Race: Hispanic/Latino	66,874
Advertisement	3	Not Hispanic/Latino	31,895
Health	3	Asian	1,225
Family or Friend	2	Black	5,823
Info. Resources	-	White	22,813
Other	7	Other	2,034
<b>LANGUAGE</b>		HH Income Median	35,283
English	102	Age Median	28.5
Spanish	16		
Polish	-		
Other	1		

60656		N=19	
<b>VICTIM</b>		<b>ABUSER</b>	
Age (Median)	45	Age (Median)	38
Sex: Female	18	Sex: Female	4
Male	1	Male	8
Race: Black	-	Race: Black	3
White	15	White	8
Latino	3	Latino	1
Other	1	Other	-
<b>CHILDREN</b>		<b>RELATIONSHIP</b>	
No Kids	10	Spouse	7
Have Kids	9	Partner cohabitate	4
Total Kids	16	Partner not cohab	1
Kids 0-5 yrs	7	Ex-spouse/partner	2
Range	1-3	Other	5
Mean N	1.7		
<b>REFERRED BY</b>		<b>Demographics</b>	
Police	9	Census 2000 Total Population	27,129
DV & Social Service	4	Race: Hispanic/Latino	1,783
Advertisement	1	Not Hispanic/Latino	25,346
Health	-	Asian	1,503
Family or Friend	-	Black	295
Info. Resources	-	White	23,059
Other	1	Other	489
<b>LANGUAGE</b>		HH Income Median	47,512
English	18	Age Median	40.6
Spanish	1		
Polish	-		
Other	-		

60657		N=22	
<b>VICTIM</b>		<b>ABUSER</b>	
Age (Median)	27	Age (Median)	36
Sex: Female	20	Sex: Female	1
Male	2	Male	10
Race: Black	3	Race: Black	5
White	15	White	4
Latino	1	Latino	1
Other	2	Other	1
<b>CHILDREN</b>		<b>RELATIONSHIP</b>	
No Kids	13	Spouse	5
Have Kids	9	Partner cohabitate	6
Total Kids	13	Partner not cohab	5
Kids 0-5 yrs	4	Ex-spouse/partner	5
Range	1-2	Other	1
Mean N	1.4		
<b>REFERRED BY</b>		<b>Demographics</b>	
Police	4	Census 2000 Total Population	66,789
DV & Social Service	6	Race: Hispanic/Latino	5,291
Advertisement	1	Not Hispanic/Latino	61,498
Health	1	Asian	3,348
Family or Friend	-	Black	2,228
Info. Resources	-	White	54,723
Other	1	Other	1,199
<b>LANGUAGE</b>		HH Income Median	55,647
English	21	Age Median	30.9
Spanish	1		
Polish	-		
Other	-		

60659		N=38	
<b>VICTIM</b>		<b>ABUSER</b>	
Age (Median)	32	Age (Median)	39
Sex: Female	30	Sex: Female	4
Male	8	Male	21
Race: Black	8	Race: Black	11
White	12	White	9
Latino	9	Latino	10
Other	8	Other	5
<b>CHILDREN</b>		<b>RELATIONSHIP</b>	
No Kids	21	Spouse	15
Have Kids	17	Partner cohabitate	11
Total Kids	37	Partner not cohab	5
Kids 0-5 yrs	19	Ex-spouse/partner	4
Range	1-5	Other	3
Mean N	2.1		
<b>REFERRED BY</b>		<b>Demographics</b>	
Police	21	Census 2000 Total Population	39,155
DV & Social Service	1	Race: Hispanic/Latino	6,322
Advertisement	3	Not Hispanic/Latino	32,833
Health	3	Asian	10,681
Family or Friend	-	Black	1,961
Info. Resources	1	White	17,834
Other	1	Other	2,357
<b>LANGUAGE</b>		HH Income Median	45,064
English	32	Age Median	33.9
Spanish	6		
Polish	-		
Other	-		

60660		N=47	
<b>VICTIM</b>		<b>ABUSER</b>	
Age (Median)	31	Age (Median)	32
Sex: Female	41	Sex: Female	4
Male	6	Male	26
Race: Black	11	Race: Black	7
White	15	White	6
Latino	13	Latino	10
Other	8	Other	5
<b>CHILDREN</b>		<b>RELATIONSHIP</b>	
No Kids	25	Spouse	20
Have Kids	22	Partner cohabitate	13
Total Kids	41	Partner not cohab	2
Kids 0-5 yrs	19	Ex-spouse/partner	7
Range	1-4	Other	5
Mean N	1.8		
<b>REFERRED BY</b>		<b>Demographics</b>	
Police	15	Census 2000 Total Population	47,726
DV & Social Service	5	Race: Hispanic/Latino	9,906
Advertisement	4	Not Hispanic/Latino	37,820
Health	1	Asian	5,897
Family or Friend	1	Black	8,326
Info. Resources	-	White	21,535
Other	3	Other	2,062
<b>LANGUAGE</b>		HH Income Median	34,293
English	39	Age Median	33.9
Spanish	8		
Polish	-		
Other	-		

N

O

R

T

H

LOOP (60601-05)		N=40	
<b>VICTIM</b>		<b>ABUSER</b>	
Age (Median)	36	Age (Median)	39
Sex: Female	36	Sex: Female	3
Male	3	Male	19
Race: Black	16	Race: Black	9
White	12	White	5
Latino	5	Latino	5
Other	4	Other	3
<b>CHILDREN</b>		<b>RELATIONSHIP</b>	
No Kids	13	Spouse	13
Have Kids	27	Partner cohabitate	11
Total Kids	30	Partner not cohab	3
Kids 0-5 yrs	16	Ex-spouse/partner	8
Range	1-5	Other	3
Mean N	2.3		
<b>REFERRED BY</b>		<b>SERVICE NEED</b>	
Police	13	Shelter	19
DV & Social Service	5	Counseling	3
Advertisement	1	Legal	10
Health	2	Info Only	6
Family or Friend	1	Other	2
Info. Resources	-		
Other	2		
<b>LANGUAGE</b>		<b>Census 2000</b>	
English	36	Total Population 60601-05	18,540
Spanish	4	Race: Hispanic/Latino	980
Polish	-	Not Hispanic/Latino	17,560
Other	-	Asian	1,635
		Black	4,560
		White	10,908
		Other	457
		HH Income Median 50,068	Age Median 37.1

60606 & 60607		N=31	
<b>VICTIM</b>		<b>ABUSER</b>	
Age (Median)	32	Age (Median)	33
Sex: Female	27	Sex: Female	5
Male	4	Male	15
Race: Black	9	Race: Black	9
White	18	White	5
Latino	1	Latino	5
Other	2	Other	1
<b>CHILDREN</b>		<b>RELATIONSHIP</b>	
No Kids	20	Spouse	13
Have Kids	11	Partner cohabitate	8
Total Kids	20	Partner not cohab	1
Kids 0-5 yrs	12	Ex-spouse/partner	7
Range	1-4	Other	2
Mean N	1.8		
<b>REFERRED BY</b>		<b>SERVICE NEED</b>	
Police	11	Shelter	9
DV & Social Service	7	Counseling	7
Advertisement	1	Legal	9
Health	1	Info Only	4
Family or Friend	2	Other	2
Info. Resources	-		
Other	1		
<b>LANGUAGE</b>		<b>Census 2000</b>	
English	27	Total Population 60606 60607	1,682 15,552
Spanish	3	Race: Hispanic/Latino	129 1,256
Polish	-	Not Hispanic/Latino	1,553 14,296
Other	1	Asian	284 2,086
		Black	95 5,114
		White	1,159 6,724
		Other	15 372
		HH Income Median 100,377; 40,972	Age Median 34.9; 30.8

60608		N=85	
<b>VICTIM</b>		<b>ABUSER</b>	
Age (Median)	31	Age (Median)	33
Sex: Female	78	Sex: Female	5
Male	7	Male	48
Race: Black	30	Race: Black	23
White	12	White	4
Latino	39	Latino	23
Other	4	Other	2
<b>CHILDREN</b>		<b>RELATIONSHIP</b>	
No Kids	44	Spouse	27
Have Kids	41	Partner cohabitate	21
Total Kids	92	Partner not cohab	9
Kids 0-5 yrs	34	Ex-spouse/partner	15
Range	1-4	Other	12
Mean N	2.2		
<b>REFERRED BY</b>		<b>SERVICE NEED</b>	
Police	36	Shelter	23
DV & Social Service	12	Counseling	14
Advertisement	4	Legal	26
Health	2	Info Only	10
Family or Friend	1	Other	10
Info. Resources	-		
Other	3		
<b>LANGUAGE</b>		<b>Census 2000</b>	
English	70	Total Population	92,472
Spanish	15	Race: Hispanic/Latino	57,999
Polish	-	Not Hispanic/Latino	34,473
Other	-	Asian	4,605
		Black	16,845
		White	12,066
		Other	957
		HH Income Median 28,026	Age Median 27.2

60609		N=123	
<b>VICTIM</b>		<b>ABUSER</b>	
Age (Median)	33	Age (Median)	33
Sex: Female	112	Sex: Female	9
Male	10	Male	69
Race: Black	72	Race: Black	47
White	11	White	10
Latino	37	Latino	17
Other	-	Other	1
<b>CHILDREN</b>		<b>RELATIONSHIP</b>	
No Kids	60	Spouse	33
Have Kids	63	Partner cohabitate	31
Total Kids	142	Partner not cohab	13
Kids 0-5 yrs	57	Ex-spouse/partner	33
Range	1-6	Other	6
Mean N	2.2		
<b>REFERRED BY</b>		<b>SERVICE NEED</b>	
Police	47	Shelter	44
DV & Social Service	14	Counseling	21
Advertisement	6	Legal	30
Health	3	Info Only	11
Family or Friend	6	Other	10
Info. Resources	1		
Other	4		
<b>LANGUAGE</b>		<b>Census 2000</b>	
English	113	Total Population	79,469
Spanish	10	Race: Hispanic/Latino	34,466
Polish	-	Not Hispanic/Latino	45,003
Other	-	Asian	941
		Black	30,613
		White	12,560
		Other	889
		HH Income Median 25,705	Age Median 25.2

60610		N=44	
<b>VICTIM</b>		<b>ABUSER</b>	
Age (Median)	32	Age (Median)	39
Sex: Female	43	Sex: Female	5
Male	1	Male	24
Race: Black	29	Race: Black	15
White	9	White	9
Latino	3	Latino	3
Other	2	Other	1
<b>CHILDREN</b>		<b>RELATIONSHIP</b>	
No Kids	23	Spouse	12
Have Kids	21	Partner cohabitate	10
Total Kids	38	Partner not cohab	5
Kids 0-5 yrs	18	Ex-spouse/partner	10
Range	1-3	Other	1
Mean N	1.8		
<b>REFERRED BY</b>		<b>Demographics</b>	
Police	21	Census 2000 Total Population	47,513
DV & Social Service	5	Race: Hispanic/Latino	1,871
Advertisement	4	Not Hispanic/Latino	45,642
Health	1	Asian	2,036
Family or Friend	-	Black	12,756
Info. Resources	-	White	30,030
Other	-	Other	820
<b>LANGUAGE</b>		HH Income Median	51,294
English	41	Age Median	34
Spanish	3		
Polish	-		
Other	-		

60611		N=10	
<b>VICTIM</b>		<b>ABUSER</b>	
Age (Median)	34	Age (Median)	35
Sex: Female	10	Sex: Female	-
Male	-	Male	2
Race: Black	3	Race: Black	4
White	5	White	2
Latino	-	Latino	1
Other	2	Other	-
<b>CHILDREN</b>		<b>RELATIONSHIP</b>	
No Kids	4	Spouse	4
Have Kids	6	Partner cohabitate	1
Total Kids	12	Partner not cohab	3
Kids 0-5 yrs	4	Ex-spouse/partner	1
Range	1-4	Other	1
Mean N	2.0		
<b>REFERRED BY</b>		<b>Demographics</b>	
Police	3	Census 2000 Total Population	26,522
DV & Social Service	1	Race: Hispanic/Latino	953
Advertisement	2	Not Hispanic/Latino	25,569
Health	-	Asian	2,497
Family or Friend	-	Black	1,343
Info. Resources	1	White	21,247
Other	-	Other	482
<b>LANGUAGE</b>		HH Income Median	69,899
English	9	Age Median	41.3
Spanish	1		
Polish	-		
Other	-		

60612		N=139	
<b>VICTIM</b>		<b>ABUSER</b>	
Age (Median)	32	Age (Median)	37
Sex: Female	128	Sex: Female	9
Male	11	Male	82
Race: Black	90	Race: Black	51
White	24	White	14
Latino	20	Latino	22
Other	4	Other	1
<b>CHILDREN</b>		<b>RELATIONSHIP</b>	
No Kids	80	Spouse	41
Have Kids	59	Partner cohabitate	49
Total Kids	120	Partner not cohab	9
Kids 0-5 yrs	67	Ex-spouse/partner	31
Range	1-7	Other	9
Mean N	2.0		
<b>REFERRED BY</b>		<b>Demographics</b>	
Police	47	Census 2000 Total Population	37,990
DV & Social Service	27	Race: Hispanic/Latino	5,305
Advertisement	9	Not Hispanic/Latino	32,685
Health	4	Asian	2,135
Family or Friend	5	Black	24,721
Info. Resources	-	White	5,245
Other	2	Other	584
<b>LANGUAGE</b>		HH Income Median	25,143
English	123	Age Median	27
Spanish	16		
Polish	-		
Other	-		

60615		N=60	
<b>VICTIM</b>		<b>ABUSER</b>	
Age (Median)	36	Age (Median)	35
Sex: Female	59	Sex: Female	-
Male	1	Male	40
Race: Black	54	Race: Black	20
White	2	White	5
Latino	2	Latino	5
Other	2	Other	2
<b>CHILDREN</b>		<b>RELATIONSHIP</b>	
No Kids	27	Spouse	14
Have Kids	33	Partner cohabitate	16
Total Kids	72	Partner not cohab	10
Kids 0-5 yrs	29	Ex-spouse/partner	12
Range	1-7	Other	7
Mean N	2.1		
<b>REFERRED BY</b>		<b>Demographics</b>	
Police	24	Census 2000 Total Population	45,096
DV & Social Service	10	Race: Hispanic/Latino	1,298
Advertisement	3	Not Hispanic/Latino	43,798
Health	1	Asian	2,570
Family or Friend	1	Black	30,220
Info. Resources	-	White	9,849
Other	2	Other	1,159
<b>LANGUAGE</b>		HH Income Median	31,571
English	57	Age Median	32.9
Spanish	2		
Polish	1		
Other	-		

60616		N=50	
<b>VICTIM</b>		<b>ABUSER</b>	
Age (Median)	35	Age (Median)	36
Sex: Female	47	Sex: Female	3
Male	3	Male	28
Race: Black	32	Race: Black	14
White	9	White	8
Latino	1	Latino	5
Other	8	Other	4
<b>CHILDREN</b>		<b>RELATIONSHIP</b>	
No Kids	27	Spouse	20
Have Kids	23	Partner cohabitate	11
Total Kids	34	Partner not cohab	2
Kids 0-5 yrs	14	Ex-spouse/partner	10
Range	1-4	Other	6
Mean N	1.4		
<b>REFERRED BY</b>		<b>SERVICE NEED</b>	
Police	19	Shelter	21
DV & Social Service	3	Counseling	4
Advertisement	1	Legal	10
Health	3	Info Only	8
Family or Friend	2	Other	1
Info. Resources	-		
Other	2		
<b>LANGUAGE</b>		<b>Census 2000 Demographics</b>	
English	43	Total Population	47,073
Spanish	6	Race: Hispanic/Latino	4,296
Polish	1	Not Hispanic/Latino	42,777
Other	-	Asian	13,727
		Black	18,048
		White	10,230
		Other	772
		HH Income Median	30,625
		Age Median	34.1

60622		N=74	
<b>VICTIM</b>		<b>ABUSER</b>	
Age (Median)	31	Age (Median)	38
Sex: Female	67	Sex: Female	7
Male	7	Male	36
Race: Black	14	Race: Black	13
White	18	White	10
Latino	37	Latino	15
Other	2	Other	4
<b>CHILDREN</b>		<b>RELATIONSHIP</b>	
No Kids	42	Spouse	18
Have Kids	32	Partner cohabitate	19
Total Kids	80	Partner not cohab	5
Kids 0-5 yrs	24	Ex-spouse/partner	18
Range	1-8	Other	14
Mean N	2.5		
<b>REFERRED BY</b>		<b>SERVICE NEED</b>	
Police	21	Shelter	25
DV & Social Service	17	Counseling	18
Advertisement	1	Legal	11
Health	-	Info Only	11
Family or Friend	2	Other	6
Info. Resources	-		
Other	-		
<b>LANGUAGE</b>		<b>Census 2000 Demographics</b>	
English	62	Total Population	76,015
Spanish	11	Race: Hispanic/Latino	34,338
Polish	-	Not Hispanic/Latino	41,677
Other	1	Asian	1,319
		Black	7,718
		White	30,420
		Other	2,220
		HH Income Median	38,487
		Age Median	30

60623		N=218	
<b>VICTIM</b>		<b>ABUSER</b>	
Age (Median)	31	Age (Median)	38
Sex: Female	206	Sex: Female	16
Male	12	Male	133
Race: Black	94	Race: Black	66
White	18	White	18
Latino	98	Latino	50
Other	7	Other	6
<b>CHILDREN</b>		<b>RELATIONSHIP</b>	
No Kids	117	Spouse	62
Have Kids	101	Partner cohabitate	60
Total Kids	202	Partner not cohab	22
Kids 0-5 yrs	95	Ex-spouse/partner	48
Range	1-5	Other	25
Mean N	2.0		
<b>REFERRED BY</b>		<b>SERVICE NEED</b>	
Police	84	Shelter	85
DV & Social Service	38	Counseling	32
Advertisement	11	Legal	40
Health	6	Info Only	41
Family or Friend	8	Other	11
Info. Resources	2		
Other	8		
<b>LANGUAGE</b>		<b>Census 2000 Demographics</b>	
English	184	Total Population	108,144
Spanish	34	Race: Hispanic/Latino	67,973
Polish	-	Not Hispanic/Latino	40,171
Other	-	Asian	90
		Black	37,271
		White	2,314
		Other	496
		HH Income Median	28,203
		Age Median	25.1

60624		N=99	
<b>VICTIM</b>		<b>ABUSER</b>	
Age (Median)	29	Age (Median)	36
Sex: Female	94	Sex: Female	4
Male	5	Male	54
Race: Black	89	Race: Black	41
White	4	White	4
Latino	6	Latino	11
Other	-	Other	1
<b>CHILDREN</b>		<b>RELATIONSHIP</b>	
No Kids	41	Spouse	19
Have Kids	58	Partner cohabitate	26
Total Kids	121	Partner not cohab	17
Kids 0-5 yrs	43	Ex-spouse/partner	23
Range	1-5	Other	14
Mean N	2.0		
<b>REFERRED BY</b>		<b>SERVICE NEED</b>	
Police	38	Shelter	45
DV & Social Service	18	Counseling	12
Advertisement	5	Legal	23
Health	2	Info Only	5
Family or Friend	-	Other	8
Info. Resources	-		
Other	1		
<b>LANGUAGE</b>		<b>Census 2000 Demographics</b>	
English	90	Total Population	45,647
Spanish	9	Race: Hispanic/Latino	463
Polish	-	Not Hispanic/Latino	45,184
Other	-	Asian	45
		Black	44,573
		White	301
		Other	265
		HH Income Median	22,426
		Age Median	27.8



60632		N=96	
<b>VICTIM</b>		<b>ABUSER</b>	
Age (Median)	31	Age (Median)	36
Sex: Female	93	Sex: Female	4
Male	4	Male	57
Race: Black	16	Race: Black	15
White	12	White	11
Latino	68	Latino	32
Other	1	Other	2
<b>CHILDREN</b>		<b>RELATIONSHIP</b>	
No Kids	44	Spouse	43
Have Kids	53	Partner cohabitate	24
Total Kids	132	Partner not cohab	5
Kids 0-5 yrs	53	Ex-spouse/partner	19
Range	1-5	Other	5
Mean N	2.4		
<b>REFERRED BY</b>		<b>Demographics</b>	
Police	38	Census 2000	
DV & Social Service	13	Total Population	87,577
Advertisement	4	Race: Hispanic/Latino	61,625
Health	2	Not Hispanic/Latino	25,952
Family or Friend	6	Asian	1,622
Info. Resources	-	Black	798
Other	6	White	22,158
<b>LANGUAGE</b>		Other	1,374
English	76	HH Income Median	37,406
Spanish	21	Age Median	27.6
Polish	-		
Other	-		

60644		N=107	
<b>VICTIM</b>		<b>ABUSER</b>	
Age (Median)	29	Age (Median)	30
Sex: Female	105	Sex: Female	3
Male	2	Male	68
Race: Black	103	Race: Black	62
White	2	White	3
Latino	1	Latino	3
Other	1	Other	-
<b>CHILDREN</b>		<b>RELATIONSHIP</b>	
No Kids	46	Spouse	19
Have Kids	61	Partner cohabitate	42
Total Kids	135	Partner not cohab	15
Kids 0-5 yrs	73	Ex-spouse/partner	26
Range	1-7	Other	5
Mean N	2.2		
<b>REFERRED BY</b>		<b>Demographics</b>	
Police	41	Census 2000	
DV & Social Service	17	Total Population	59,059
Advertisement	6	Race: Hispanic/Latino	1,283
Health	2	Not Hispanic/Latino	57,776
Family or Friend	2	Asian	180
Info. Resources	-	Black	55,978
Other	6	White	1,162
<b>LANGUAGE</b>		Other	456
English	101	HH Income Median	26,930
Spanish	6	Age Median	29.2
Polish	-		
Other	-		

60651		N=142	
<b>VICTIM</b>		<b>ABUSER</b>	
Age (Median)	30	Age (Median)	35
Sex: Female	134	Sex: Female	8
Male	7	Male	783
Race: Black	92	Race: Black	577
White	11	White	7
Latino	32	Latino	18
Other	5	Other	3
<b>CHILDREN</b>		<b>RELATIONSHIP</b>	
No Kids	73	Spouse	47
Have Kids	69	Partner cohabitate	48
Total Kids	136	Partner not cohab	7
Kids 0-5 yrs	73	Ex-spouse/partner	25
Range	1-5	Other	15
Mean N	1.9		
<b>REFERRED BY</b>		<b>Demographics</b>	
Police	53	Census 2000	
DV & Social Service	23	Total Population	77,583
Advertisement	8	Race: Hispanic/Latino	20,778
Health	5	Not Hispanic/Latino	56,805
Family or Friend	8	Asian	291
Info. Resources	-	Black	53,952
Other	2	White	1,867
<b>LANGUAGE</b>		Other	695
English	137	HH Income Median	32,622
Spanish	5	Age Median	26.6
Polish	-		
Other	-		

60653		N=40	
<b>VICTIM</b>		<b>ABUSER</b>	
Age (Median)	33	Age (Median)	38
Sex: Female	39	Sex: Female	1
Male	1	Male	15
Race: Black	38	Race: Black	10
White	1	White	2
Latino	-	Latino	3
Other	-	Other	-
<b>CHILDREN</b>		<b>RELATIONSHIP</b>	
No Kids	23	Spouse	12
Have Kids	17	Partner cohabitate	11
Total Kids	40	Partner not cohab	4
Kids 0-5 yrs	18	Ex-spouse/partner	5
Range	1-5	Other	8
Mean N	2.3		
<b>REFERRED BY</b>		<b>Demographics</b>	
Police	9	Census 2000	
DV & Social Service	6	Total Population	34,502
Advertisement	-	Race: Hispanic/Latino	279
Health	1	Not Hispanic/Latino	34,223
Family or Friend	1	Asian	47
Info. Resources	-	Black	33,627
Other	3	White	255
<b>LANGUAGE</b>		Other	294
English	35	HH Income Median	14,205
Spanish	5	Age Median	29.6
Polish	-		
Other	-		

<b>60654</b>		<b>N=4</b>	
<b>VICTIM</b>		<b>ABUSER</b>	
Age (Median)	32	Age (Median)	39
Sex: Female	3	Sex: Female	-
Male	1	Male	2
Race: Black	4	Race: Black	1
White	-	White	-
Latino	-	Latino	1
Other	-	Other	-
<b>CHILDREN</b>		<b>RELATIONSHIP</b>	
No Kids	2	Spouse	1
Have Kids	2	Partner cohabitate	1
Total Kids	4	Partner not cohab	-
Kids 0-5 yrs	1	Ex-spouse/partner	2
Range	1-3	Other	-
Mean N	2.0		
<b>REFERRED BY</b>		<b>SERVICE NEED</b>	
Police	1	Shelter	1
DV & Social Service	-	Counseling	1
Advertisement	-	Legal	2
Health	1	Info Only	-
Family or Friend	-	Other	-
Info. Resources	-		
Other	-		
<b>LANGUAGE</b>		<b>Census 2000 Demographics</b>	
English	3	Total Population	7
Spanish	1	Race: Hispanic/Latino	0
Polish	-	Not Hispanic/Latino	7
Other	-	Asian	0
		Black	7
		White	0
		Other	0
		HH Income Median 0*	Age Median 34.5

<b>60661</b>		<b>N=1</b>	
<b>VICTIM</b>		<b>ABUSER</b>	
Age (Median)	48	Age (Median)	55
Sex: Female	1	Sex: Female	-
Male	-	Male	1
Race: Black	1	Race: Black	-
White	-	White	-
Latino	-	Latino	-
Other	-	Other	-
<b>CHILDREN</b>		<b>RELATIONSHIP</b>	
No Kids	1	Spouse	1
Have Kids	0	Partner cohabitate	-
Total Kids	-	Partner not cohab	-
Kids 0-5 yrs	-	Ex-spouse/partner	-
Range	-	Other	-
Mean N	-		
<b>REFERRED BY</b>		<b>SERVICE NEED</b>	
Police	-	Shelter	1
DV & Social Service	-	Counseling	-
Advertisement	-	Legal	-
Health	-	Info Only	-
Family or Friend	-	Other	-
Info. Resources	-		
Other	1		
<b>LANGUAGE</b>		<b>Census 2000 Demographics</b>	
English	1	Total Population	4382
Spanish	-	Race: Hispanic/Latino	258
Polish	-	Not Hispanic/Latino	4,124
Other	-	Asian	692
		Black	933
		White	2,409
		Other	90
		HH Income Median 54,698	Age Median 32.0

\*Note: The Census Bureau applies statistical procedures that introduce some uncertainty into data for small geographic areas with small population groups. The census results in this table contain sampling error and nonsampling error. The median income is therefore unknown.

60617		N=169	
<b>VICTIM</b>		<b>ABUSER</b>	
Age (Median)	33	Age (Median)	35
Sex: Female	157	Sex: Female	13
Male	12	Male	85
Race: Black	119	Race: Black	62
White	9	White	12
Latino	37	Latino	22
Other	3	Other	1
<b>CHILDREN</b>		<b>SERVICE NEED</b>	
No Kids	96	Shelter	71
Have Kids	73	Counseling	23
Total Kids	132	Legal	34
Kids 0-5 yrs	63	Info Only	20
Range	1-5	Other	12
Mean N	1.8	<b>RELATIONSHIP</b>	
<b>REFERRED BY</b>		Spouse	48
Police	70	Partner cohabitate	47
DV & Social Service	18	Partner not cohab	20
Advertisement	12	Ex-spouse/partner	37
Health	1	Other	17
Family or Friend	3	<b>Census 2000</b>	
Info. Resources	2	Total Population	96,288
Other	7	Race: Hispanic/Latino	33,019
<b>LANGUAGE</b>		Not Hispanic/Latino	63,269
English	154	Asian	154
Spanish	15	Black	51,944
Polish	-	White	9,928
Other	-	Other	1,243
		HH Income Median	35,534
		Age Median	32.1

60620		N=172	
<b>VICTIM</b>		<b>ABUSER</b>	
Age (Median)	32	Age (Median)	35
Sex: Female	163	Sex: Female	8
Male	8	Male	106
Race: Black	161	Race: Black	81
White	3	White	9
Latino	3	Latino	14
Other	2	Other	4
<b>CHILDREN</b>		<b>SERVICE NEED</b>	
No Kids	87	Shelter	68
Have Kids	85	Counseling	29
Total Kids	194	Legal	41
Kids 0-5 yrs	71	Info Only	19
Range	1-7	Other	9
Mean N	2.2	<b>RELATIONSHIP</b>	
<b>REFERRED BY</b>		Spouse	39
Police	73	Partner cohabitate	52
DV & Social Service	26	Partner not cohab	15
Advertisement	12	Ex-spouse/partner	42
Health	4	Other	12
Family or Friend	7	<b>Census 2000</b>	
Info. Resources	2	Total Population	85,771
Other	4	Race: Hispanic/Latino	641
<b>LANGUAGE</b>		Not Hispanic/Latino	85,130
English	158	Asian	91
Spanish	14	Black	81,679
Polish	-	White	2,671
Other	-	Other	689
		HH Income Median	36,334
		Age Median	35.4

60619		N=241	
<b>VICTIM</b>		<b>ABUSER</b>	
Age (Median)	30	Age (Median)	37
Sex: Female	233	Sex: Female	18
Male	8	Male	127
Race: Black	229	Race: Black	112
White	4	White	15
Latino	1	Latino	12
Other	3	Other	1
<b>CHILDREN</b>		<b>SERVICE NEED</b>	
No Kids	116	Shelter	102
Have Kids	125	Counseling	34
Total Kids	274	Legal	57
Kids 0-5 yrs	120	Info Only	26
Range	1-7	Other	16
Mean N	2.1	<b>RELATIONSHIP</b>	
<b>REFERRED BY</b>		Spouse	58
Police	89	Partner cohabitate	60
DV & Social Service	32	Partner not cohab	26
Advertisement	14	Ex-spouse/partner	62
Health	4	Other	32
Family or Friend	5	<b>Census 2000</b>	
Info. Resources	1	Total Population	74,963
Other	15	Race: Hispanic/Latino	521
<b>LANGUAGE</b>		Not Hispanic/Latino	74,442
English	230	Asian	61
Spanish	10	Black	73,213
Polish	1	White	359
Other	-	Other	809
		HH Income Median	33,631
		Age Median	37.9

60621		N=154	
<b>VICTIM</b>		<b>ABUSER</b>	
Age (Median)	32	Age (Median)	36
Sex: Female	146	Sex: Female	7
Male	7	Male	93
Race: Black	142	Race: Black	27
White	7	White	8
Latino	3	Latino	14
Other	-	Other	-
<b>CHILDREN</b>		<b>SERVICE NEED</b>	
No Kids	73	Shelter	67
Have Kids	81	Counseling	17
Total Kids	167	Legal	32
Kids 0-5 yrs	87	Info Only	16
Range	1-7	Other	16
Mean N	2.0	<b>RELATIONSHIP</b>	
<b>REFERRED BY</b>		Spouse	38
Police	63	Partner cohabitate	54
DV & Social Service	16	Partner not cohab	20
Advertisement	13	Ex-spouse/partner	33
Health	3	Other	9
Family or Friend	4	<b>Census 2000</b>	
Info. Resources	-	Total Population	47,514
Other	15	Race: Hispanic/Latino	395
<b>LANGUAGE</b>		Not Hispanic/Latino	47,119
English	146	Asian	31
Spanish	8	Black	46,488
Polish	-	White	205
Other	-	Other	395
		HH Income Median	40,083
		Age Median	28.5

S

O

U

T

H

60628		N=198	
<b>VICTIM</b>			
Age (Median)	34		
Sex: Female	174		
Male	24		
Race: Black	181		
White	7		
Latino	6		
Other	1		
<b>ABUSER</b>			
Age (Median)	37		
Sex: Female	12		
Male	110		
Race: Black	89		
White	11		
Latino	17		
Other	1		
<b>CHILDREN</b>			
No Kids	96		
Have Kids	102		
Total Kids	216		
Kids 0-5 yrs	90		
Range	1-9		
Mean N	2.1		
<b>REFERRED BY</b>			
Police	74		
DV & Social Service	26		
Advertisement	11		
Health	3		
Family or Friend	3		
Info. Resources	-		
Other	9		
<b>RELATIONSHIP</b>			
Spouse	50		
Partner cohabitate	58		
Partner not cohab	19		
Ex-spouse/partner	40		
Other	29		
<b>Demographics</b>			
Census 2000 Total Population	87,827		
Race: Hispanic/Latino	2,748		
Not Hispanic/Latino	85,079		
Asian	55		
Black	82,934		
White	1,315		
Other	775		
HH Income Median	38,210		
Age Median	33		
<b>LANGUAGE</b>			
English	180		
Spanish	17		
Polish	1		
Other	-		

60633		N=12	
<b>VICTIM</b>			
Age (Median)	33		
Sex: Female	12		
Male	-		
Race: Black	-		
White	3		
Latino	8		
Other	-		
<b>ABUSER</b>			
Age (Median)	37		
Sex: Female	1		
Male	11		
Race: Black	1		
White	-		
Latino	11		
Other	-		
<b>CHILDREN</b>			
No Kids	2		
Have Kids	10		
Total Kids	21		
Kids 0-5 yrs	8		
Range	1-6		
Mean N	2.1		
<b>REFERRED BY</b>			
Police	8		
DV & Social Service	1		
Advertisement	-		
Health	1		
Family or Friend	1		
Info. Resources	-		
Other	1		
<b>RELATIONSHIP</b>			
Spouse	5		
Partner cohabitate	1		
Partner not cohab	-		
Ex-spouse/partner	3		
Other	3		
<b>Demographics</b>			
Census 2000 Total Population	13,262		
Race: Hispanic/Latino	3,029		
Not Hispanic/Latino	10,233		
Asian	72		
Black	2,460		
White	7,382		
Other	319		
HH Income Median	40,792		
Age Median	37.2		
<b>LANGUAGE</b>			
English	8		
Spanish	4		
Polish	-		
Other	-		

60629		N=165	
<b>VICTIM</b>			
Age (Median)	34		
Sex: Female	149		
Male	16		
Race: Black	76		
White	17		
Latino	67		
Other	4		
<b>ABUSER</b>			
Age (Median)	32		
Sex: Female	9		
Male	97		
Race: Black	55		
White	14		
Latino	35		
Other	2		
<b>CHILDREN</b>			
No Kids	67		
Have Kids	98		
Total Kids	223		
Kids 0-5 yrs	107		
Range	1-9		
Mean N	2.2		
<b>REFERRED BY</b>			
Police	67		
DV & Social Service	25		
Advertisement	14		
Health	2		
Family or Friend	5		
Info. Resources	-		
Other	6		
<b>RELATIONSHIP</b>			
Spouse	64		
Partner cohabitate	48		
Partner not cohab	13		
Ex-spouse/partner	21		
Other	18		
<b>Demographics</b>			
Census 2000 Total Population	113,984		
Race: Hispanic/Latino	55,388		
Not Hispanic/Latino	58,596		
Asian	802		
Black	29,188		
White	26,605		
Other	2,001		
HH Income Median	40,279		
Age Median	27.9		
<b>LANGUAGE</b>			
English	145		
Spanish	20		
Polish	-		
Other	-		

60636		N=128	
<b>VICTIM</b>			
Age (Median)	33		
Sex: Female	118		
Male	10		
Race: Black	119		
White	3		
Latino	3		
Other	1		
<b>ABUSER</b>			
Age (Median)	36		
Sex: Female	7		
Male	59		
Race: Black	50		
White	5		
Latino	6		
Other	2		
<b>CHILDREN</b>			
No Kids	60		
Have Kids	68		
Total Kids	140		
Kids 0-5 yrs	52		
Range	1-7		
Mean N	2.0		
<b>REFERRED BY</b>			
Police	33		
DV & Social Service	22		
Advertisement	5		
Health	5		
Family or Friend	2		
Info. Resources	1		
Other	11		
<b>RELATIONSHIP</b>			
Spouse	25		
Partner cohabitate	48		
Partner not cohab	10		
Ex-spouse/partner	25		
Other	19		
<b>Demographics</b>			
Census 2000 Total Population	51,451		
Race: Hispanic/Latino	599		
Not Hispanic/Latino	50,852		
Asian	49		
Black	50,153		
White	241		
Other	409		
HH Income Median	27,727		
Age Median	28.9		
<b>LANGUAGE</b>			
English	123		
Spanish	5		
Polish	-		
Other	-		

S

O

U

T

H

60637		N=111	
<b>VICTIM</b>		<b>ABUSER</b>	
Age (Median)	35	Age (Median)	40
Sex: Female	110	Sex: Female	9
Male	1	Male	59
Race: Black	101	Race: Black	44
White	4	White	11
Latino	2	Latino	11
Other	3	Other	1
<b>CHILDREN</b>		<b>SERVICE NEED</b>	
No Kids	62	Shelter	58
Have Kids	49	Counseling	11
Total Kids	98	Legal	23
Kids 0-5 yrs	41	Info Only	7
Range	1-5	Other	7
Mean N	2.0	<b>RELATIONSHIP</b>	
<b>REFERRED BY</b>		Spouse	28
Police	41	Partner cohabitate	30
DV & Social Service	15	Partner not cohab	14
Advertisement	7	Ex-spouse/partner	23
Health	3	Other	16
Family or Friend	2	<b>Census 2000</b>	
Info. Resources	1	Total Population	57,090
Other	7	Race: Hispanic/Latino	764
<b>LANGUAGE</b>		Not Hispanic/Latino	56,326
English	102	Asian	1,795
Spanish	9	Black	46,725
Polish	-	White	6,931
Other	-	Other	875
		HH Income Median	23,228
		Age Median	29.9

60638		N=43	
<b>VICTIM</b>		<b>ABUSER</b>	
Age (Median)	36	Age (Median)	32
Sex: Female	41	Sex: Female	4
Male	2	Male	18
Race: Black	5	Race: Black	10
White	23	White	8
Latino	14	Latino	2
Other	1	Other	1
<b>CHILDREN</b>		<b>SERVICE NEED</b>	
No Kids	13	Shelter	17
Have Kids	30	Counseling	7
Total Kids	56	Legal	9
Kids 0-5 yrs	24	Info Only	6
Range	1-4	Other	3
Mean N	1.8	<b>RELATIONSHIP</b>	
<b>REFERRED BY</b>		Spouse	22
Police	17	Partner cohabitate	11
DV & Social Service	3	Partner not cohab	-
Advertisement	2	Ex-spouse/partner	6
Health	1	Other	4
Family or Friend	-	<b>Census 2000</b>	
Info. Resources	-	Total Population	55,788
Other	-	Race: Hispanic/Latino	8,667
<b>LANGUAGE</b>		Not Hispanic/Latino	47,121
English	38	Asian	357
Spanish	4	Black	4,422
Polish	1	White	41,647
Other	-	Other	705
		HH Income Median	45,173
		Age Median	38.3

60643		N=84	
<b>VICTIM</b>		<b>ABUSER</b>	
Age (Median)	33	Age (Median)	32
Sex: Female	76	Sex: Female	1
Male	8	Male	54
Race: Black	67	Race: Black	35
White	14	White	9
Latino	1	Latino	7
Other	-	Other	1
<b>CHILDREN</b>		<b>SERVICE NEED</b>	
No Kids	48	Shelter	34
Have Kids	36	Counseling	11
Total Kids	75	Legal	18
Kids 0-5 yrs	37	Info Only	9
Range	1-9	Other	8
Mean N	2.0	<b>RELATIONSHIP</b>	
<b>REFERRED BY</b>		Spouse	26
Police	44	Partner cohabitate	17
DV & Social Service	8	Partner not cohab	8
Advertisement	4	Ex-spouse/partner	21
Health	-	Other	11
Family or Friend	4	<b>Census 2000</b>	
Info. Resources	-	Total Population	52,568
Other	2	Race: Hispanic/Latino	933
<b>LANGUAGE</b>		Not Hispanic/Latino	51,635
English	76	Asian	130
Spanish	7	Black	40,337
Polish	1	White	10,390
Other	-	Other	778
		HH Income Median	51,305
		Age Median	37.6

60649		N=169	
<b>VICTIM</b>		<b>ABUSER</b>	
Age (Median)	33	Age (Median)	35
Sex: Female	158	Sex: Female	16
Male	11	Male	105
Race: Black	161	Race: Black	94
White	3	White	7
Latino	3	Latino	17
Other	2	Other	1
<b>CHILDREN</b>		<b>SERVICE NEED</b>	
No Kids	80	Shelter	62
Have Kids	89	Counseling	20
Total Kids	195	Legal	38
Kids 0-5 yrs	83	Info Only	16
Range	1-8	Other	19
Mean N	2.1	<b>RELATIONSHIP</b>	
<b>REFERRED BY</b>		Spouse	27
Police	64	Partner cohabitate	57
DV & Social Service	32	Partner not cohab	18
Advertisement	12	Ex-spouse/partner	51
Health	6	Other	16
Family or Friend	6	<b>Census 2000</b>	
Info. Resources	1	Total Population	54,823
Other	4	Race: Hispanic/Latino	607
<b>LANGUAGE</b>		Not Hispanic/Latino	54,216
English	156	Asian	79
Spanish	13	Black	52,779
Polish	-	White	682
Other	-	Other	676
		HH Income Median	27,699
		Age Median	33.6

60652		N=92	
<b>VICTIM</b>		<b>ABUSER</b>	
Age (Median)	32	Age (Median)	34
Sex: Female	83	Sex: Female	6
Male	9	Sex: Male	44
Race: Black	62	Race: Black	28
White	10	White	4
Latino	17	Latino	15
Other	2	Other	2
<b>CHILDREN</b>		<b>RELATIONSHIP</b>	
No Kids	48	Spouse	24
Have Kids	44	Partner cohabitate	32
Total Kids	98	Partner not cohab	10
Kids 0-5 yrs	41	Ex-spouse/partner	17
Range	1-8	Other	8
Mean N	2.2		
<b>REFERRED BY</b>		<b>SERVICE NEED</b>	
Police	33	Shelter	33
DV & Social Service	15	Counseling	10
Advertisement	4	Legal	20
Health	-	Info Only	13
Family or Friend	4	Other	9
Info. Resources	-		
Other	-		
<b>LANGUAGE</b>		<b>Census 2000 Demographics</b>	
English	84	Total Population	39,126
Spanish	8	Race: Hispanic/Latino	6,726
Polish	-	Not Hispanic/Latino	32,400
Other	-	Asian	421
		Black	16,324
		White	14,729
		Other	926
		HH Income Median	53,120
		Age Median	34

60655		N=14	
<b>VICTIM</b>		<b>ABUSER</b>	
Age (Median)	44	Age (Median)	37
Sex: Female	13	Sex: Female	1
Male	1	Sex: Male	4
Race: Black	2	Race: Black	2
White	9	White	3
Latino	2	Latino	-
Other	1	Other	-
<b>CHILDREN</b>		<b>RELATIONSHIP</b>	
No Kids	9	Spouse	7
Have Kids	5	Partner cohabitate	2
Total Kids	9	Partner not cohab	1
Kids 0-5 yrs	2	Ex-spouse/partner	3
Range	1-3	Other	1
Mean N	1.8		
<b>REFERRED BY</b>		<b>SERVICE NEED</b>	
Police	5	Shelter	5
DV & Social Service	1	Counseling	3
Advertisement	-	Legal	1
Health	-	Info Only	4
Family or Friend	-	Other	-
Info. Resources	-		
Other	-		
<b>LANGUAGE</b>		<b>Census 2000 Demographics</b>	
English	14	Total Population	29,138
Spanish	-	Race: Hispanic/Latino	1,051
Polish	-	Not Hispanic/Latino	28,087
Other	-	Asian	120
		Black	1,514
		White	26,106
		Other	347
		HH Income Median	59,849
		Age Median	36.2

S  
O  
U  
T  
H

## GLOSSARY/DEFINITIONS

- Abuser** Victim callers to the Help Line provide demographic information (age, sex, race) about their abusive partner.
- Age** The VIRA records the actual age of the victim and their abuser from which the median ages are calculated. The median represents the middle point in the range of ages. This method is chosen to be consistent with the Census Bureau reporting of age. For presentation purposes, age groups were created for the Citywide and the Sector profiles.
- Census 2000 Demographics** To provide context for the victim callers in the area, demographic information for the City of Chicago and each ZIP code area was obtained from the U.S. Census Bureau, Census 2000. Data was extracted using American Fact Finder on the Census Bureau website: [www.census.gov](http://www.census.gov).
- Children** Victims are asked to provide the age and sex of all children living with them. Calculated for this report are the total number of victims that reported having children "Have Kids" and the total number of victims who did not report that children lived with them "No Kids." Information about children may not have been obtained or recorded therefore the number of victims without children may be slightly higher than actual. Of the victims who have children, "Total Kids" represents the total number of children of all victims in that area. The Range shows the fewest and the greatest number of children of victims in the area. The Mean N represents the average number of children per victim in this area, excluding victims without children. Finally, Kids 0-5 yrs represents the total number of children who were between the ages of 0 and 5 when the victim called the Help Line.
- DV Providers** Many domestic violence service providers or agencies offer a variety of services to domestic violence victims. For presentation the services are grouped into broad categories based on their program's primary service provision focus. The number of programs within each geographic area is presented for the city and the three sectors. Any program that was in operation for at least one month during 2006 is included. For confidentiality, shelters are only presented citywide/sector and not by ZIP code.
- Language** Most of the calls received by the Help Line are conducted in English, Spanish or Polish. When callers speak a language other than English or Spanish, the Language Line is utilized.
- Loop** Included in the Loop area are all ZIP codes that are assigned by the Post Office to the area of the Loop. Also included are Post Office Boxes and ZIP codes assigned to particular buildings/businesses.
- N** Represents the total. For each ZIP code area the total number of victim callers received within the ZIP code area is reported.

**Race** VIRAs ask victims to select the racial category that they most identify with: Black/African American, White, Latino/Hispanic, Middle Eastern, Asian, Multi-racial, Native American or Other. Percentages for each category are reported in the Citywide and Sector profiles but because of the small numbers are grouped Black, White, Latino and Other within specific ZIP code areas.

**Referral By** Callers are asked who referred them to the Help Line or how they learned about the Help Line. Up to two sources of referral are recorded for each victim and the first source is reported in the profiles. For presentation, the sources of referral are grouped into seven broad categories.

**Relationship** Callers are asked to identify the relationship of the abuser to the victim. Callers are asked to further identify the family relationship (parent, child, uncle etc.) for relationships described as a non-intimate partner family or blood relation.

**Sectors** Three geographical divisions of the city based on ZIP code area were created for reporting. The North sector approximately represents the North side of the city. The central sector approximately represents the middle portion of the city. The South sector approximately represents the South side of the city. ZIP codes in this sector are 60617, 60619, 60620, 60621, 60628, 60629, 60633, 60636, 60637, 60638, 60643, 60649, 60652 and 60655.

**Service Need** VIRAs work with victims to identify the type of service needed. For presentation purposes, these services are grouped into four broad categories. Up to two services are recorded for each victim, the Primary service need is presented in this report.

**Victim** Any person who called the Domestic Violence Help Line as the result of experiencing domestic violence is considered a domestic violence victim caller. Domestic violence includes all forms of abuse including physical, emotional, mental, psychological and sexual violence. The focus of the Help Line is primarily toward intimate partner violence (current and former) however; calls are also accepted from non-intimate partner domestic violence victims (sibling, roommate etc.).

**ZIP Code** Callers are asked for the ZIP code of the neighborhood for services. Calls are placed into ZIP code area based on the US Postal Service listing and are geographically mapped using ARC View software. Profiles are created for each ZIP code area that received any victim calls. Below are the Chicago Area ZIP codes by sector.

North	60613, 60614, 60618, 60625, 60626, 60630, 60631, 60634, 60639, 60640, 60641, 60645, 60646, 60647, 60656, 60657, 60659, 60660
Central	60601, 60602, 60603, 60604, 60605, 60606, 60607, 60608, 60609, 60615, 60610, 60611, 60612, 60616, 60622, 60623, 60624, 60632, 60644, 60651, 60653, 60654, 60661, 60665, 60668, 60673, 60684, 60685, 60693
South	60617, 60619, 60620, 60621, 60628, 60629, 60633, 60636, 60637, 60638, 60643, 60649, 60652, 60655