



**How to book United Center appointments:**

**[Zocdoc.com/vaccine](https://Zocdoc.com/vaccine)**

**For those without internet access,  
registration help will be available  
at:**

**312-746-4835**

**Call center open: Mon-Sat 8am-8pm, Sun 8am-4pm**

**PROTECT**  
**CHICAGO** ★

**PROTEGE A**  
**CHICAGO** ★

# Chicago COVID-19 Community Risk Matrix - Phase IV



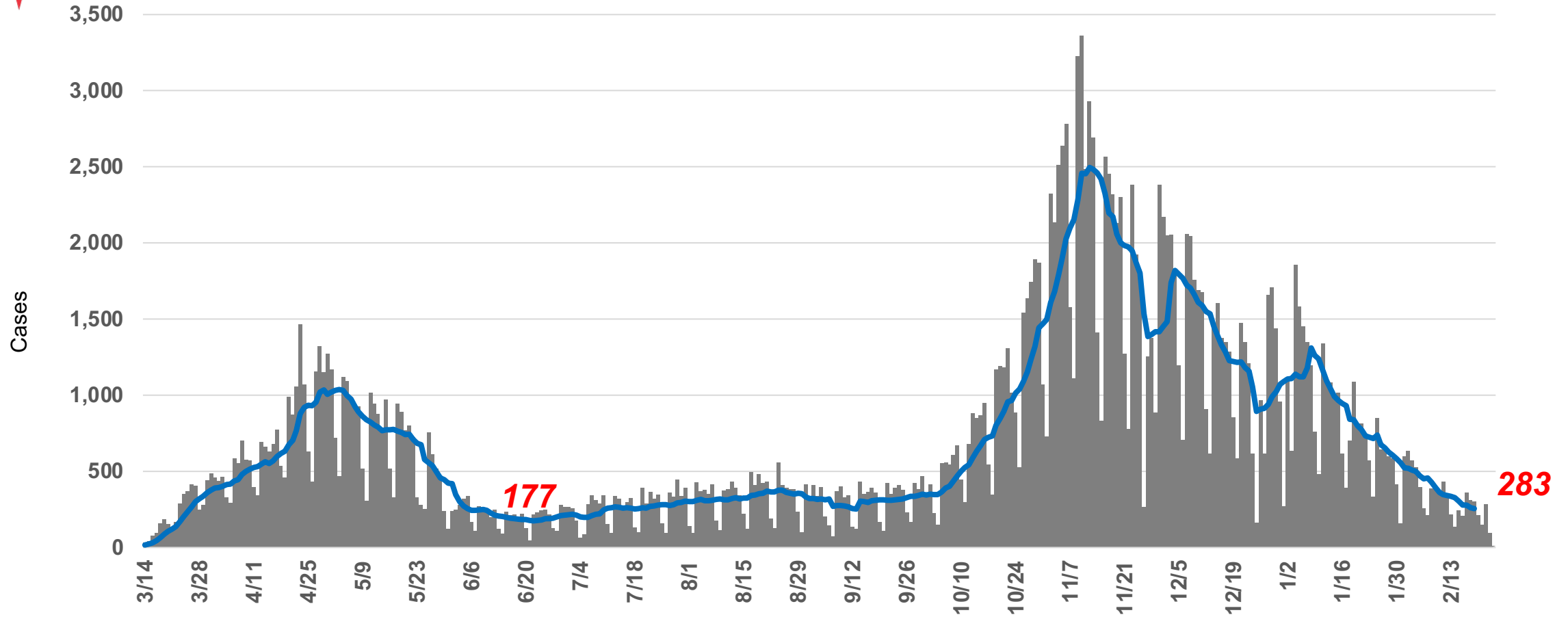
	Very high risk	High risk	Moderate risk	Lower risk	Controlled transmission
<b>COVID-19 cases diagnosed per day</b> <small>Chicago residents 7-day rolling daily average</small>	800+	400 – 799	200 – 399 <i>current: 283</i>	20 – 199	<20
<b>COVID-19 test positivity</b> <small>Chicago residents 7-day rolling daily average</small>	10%+	6.6 - 9.9%	5.0 - 6.5%	2 - 4.9% <i>current: 2.9%</i>	<2%
<b>Emergency department visits for COVID-19 like illness</b> <small>Chicago hospitals 7-day rolling daily average</small>	90+	80-89	60 - 79	20 - 59 <i>current: 42</i>	<20
<b>ICU beds occupied by COVID patients</b> <small>Chicago hospitals 7-day rolling daily average</small>	400+	300 - 399	100 – 299 <i>current: 103</i> <i>27% capacity</i>	20 - 99	<20
<b>Additional considerations within each risk level</b>	<i>Metric will revert to <b>very high</b> risk if 7+ consecutive days ≥15% higher than the week prior -or- ICU capacity is &lt;20%</i>	<i>Metric will revert to <b>high</b> risk if 5+ consecutive days ≥10% higher than the week prior -or- ICU capacity is &lt;22%</i>	<i>Metrics must continue to decrease or remain stable relative to the week prior</i>	<i>Metrics must continue to decrease or remain stable relative to the week prior</i>	<i>Metrics must continue to decrease or remain stable relative to the week prior</i>

Source: Chicago Department of Public Health, data current as of February 19 2021. These metrics represent general community COVID risk and should not be applied to individual settings that have mitigation practices in place.

# New COVID-19 Cases Diagnosed: Chicago Residents



COVID-19 cases, daily counts and rolling 7-day average, specimen date



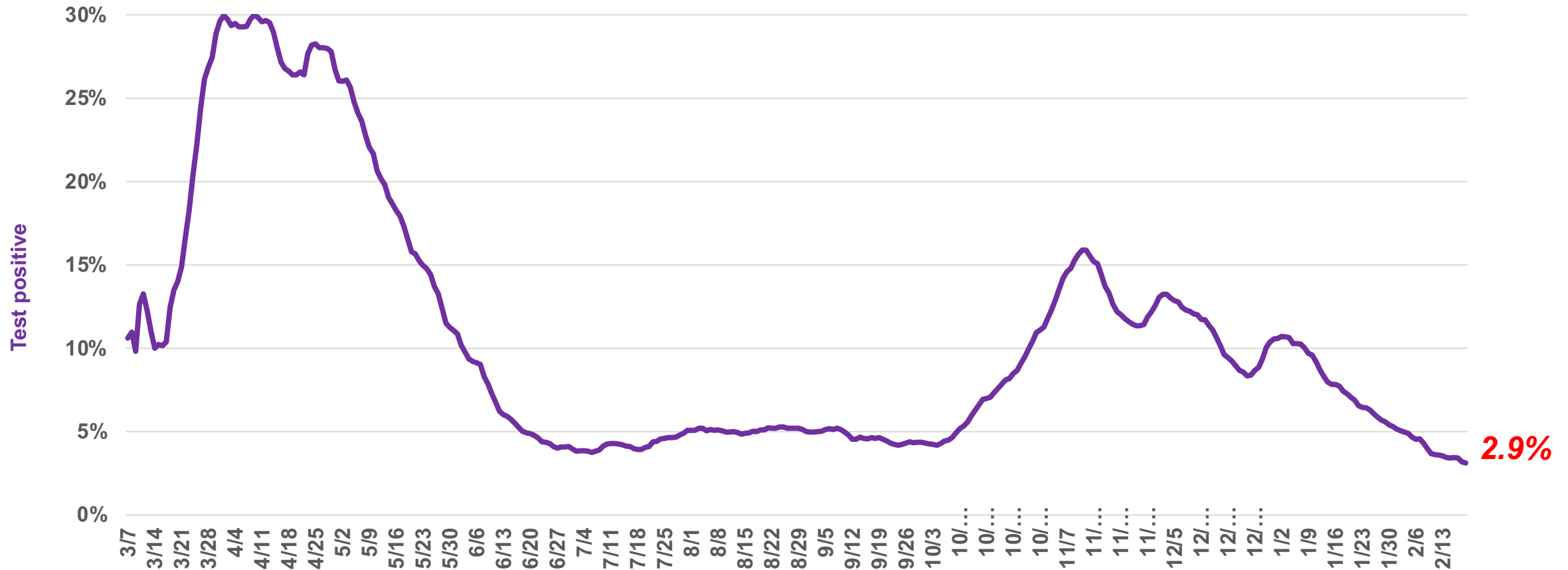
Daily COVID-19 cases with known specimen report date. Case is defined as positive result on PCR or antigen test. This case definition was applied to the entire epidemic beginning on 2/8/2021 therefore these results are different from results reported prior. Source: INEDSS.

# COVID-19 Test Positivity: Chicago Residents

Lowest test positivity since beginning of outbreak reflects improved outbreak and improved testing availability



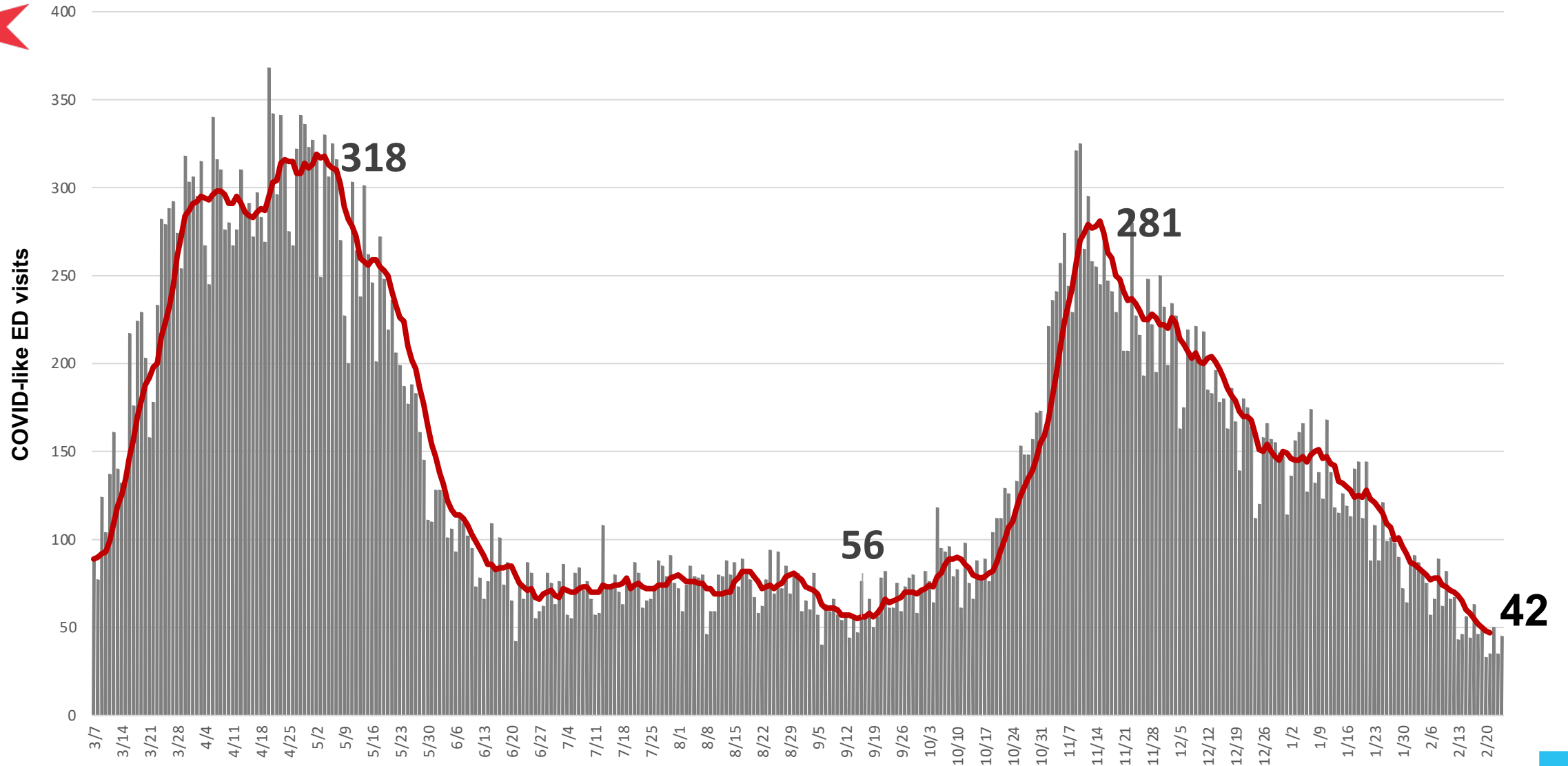
COVID-19 tests, 7-day rolling average for test positive (%)



Test positivity is the number of positive tests divided by all tests performed. For the purposes of public reporting, the definition of 'tests' was expanded on 2/8/2021 to include antigen tests in addition to PCR tests. (Previous reports only described PCR tests). The new definition is applied to testing performed at any point during the epidemic. Source: INEDSS.

# Emergency Department Visits for COVID-like illness: Chicago Hospitals

Now at the lowest point since the outbreak began; *not* dependent on testing.

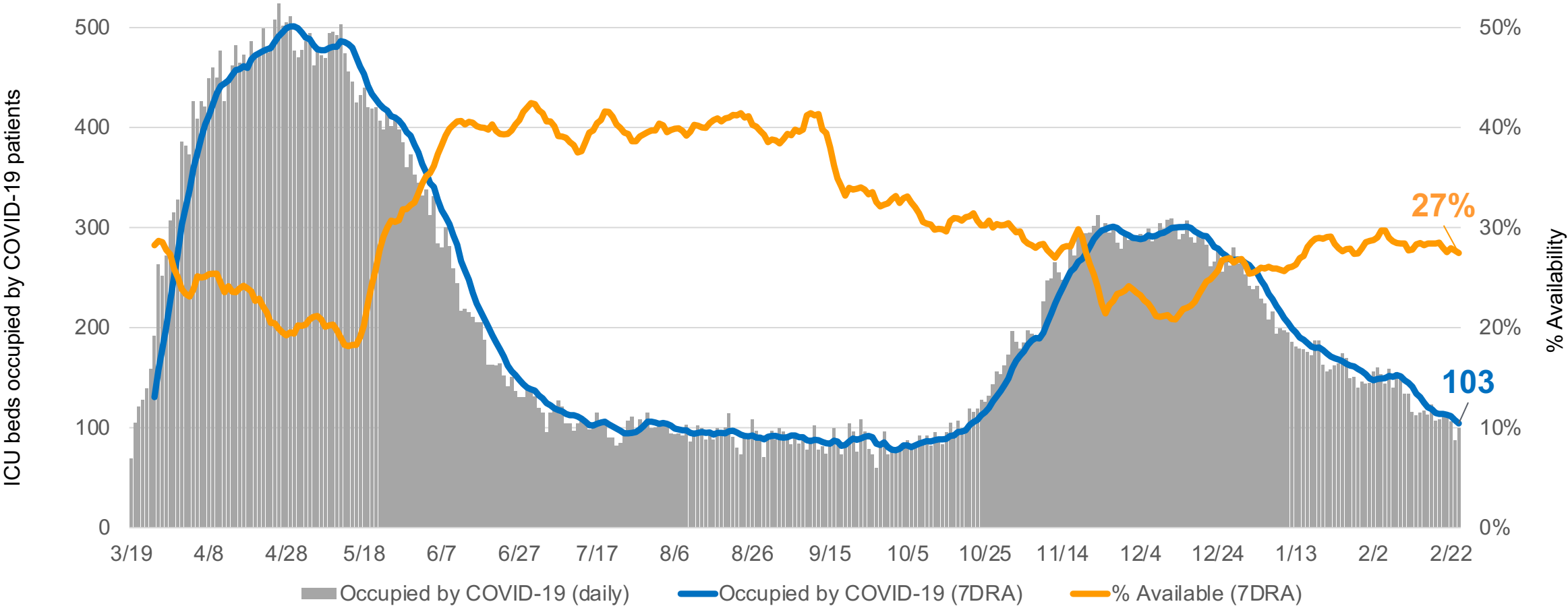


Count of all emergency department visits reported with COVID-like symptoms among Chicago residents.  
Data Source: Illinois Hospital Emergency Departments reporting to CDPH through the National Syndromic Surveillance Project.

# ICU Beds Occupied by COVID-19 Patients: Chicago Hospitals



ICU beds available and occupied by COVID-19 patients, daily counts and 7 day average, daily occupancy census (03/13/2020 - 02/24/2021)

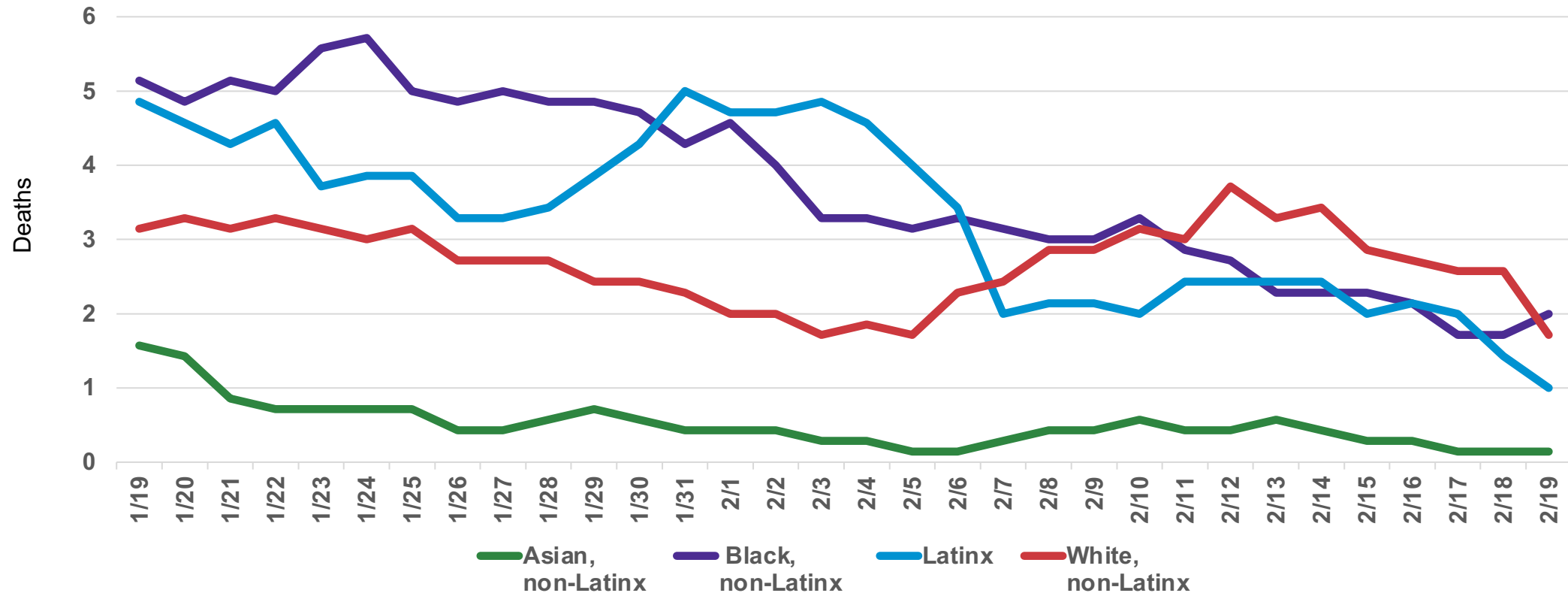


Includes all Chicago hospitals. Hospitals report daily to CDPH via EMResource, beginning March 19. ICU bed count includes all adult and pediatric ICU beds in Chicago hospitals. Includes Chicago and non-Chicago residents. Includes confirmed and suspected COVID-19 cases.

# Daily COVID-19 deaths are currently similar for most race/ethnicities in Chicago. Current average=6 deaths per day across the City.



COVID-19 Deaths, by Race/Ethnicity, rolling 7-day average



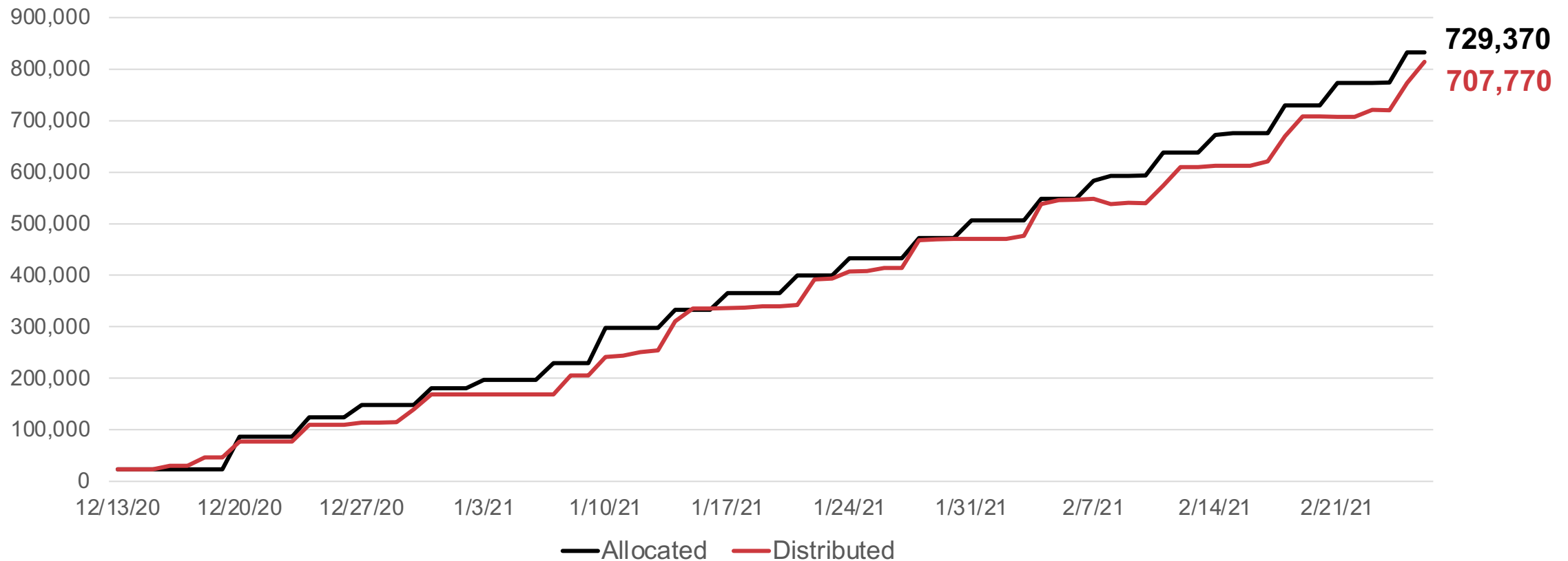
Daily COVID-19 deaths reported for Chicago residents with known death date. Data source: INEDSS. A five day lag is imposed to reduce inaccuracy created by reporting delays.



# Chicago Vaccine Efficiency Goals: 7 Days after delivery,

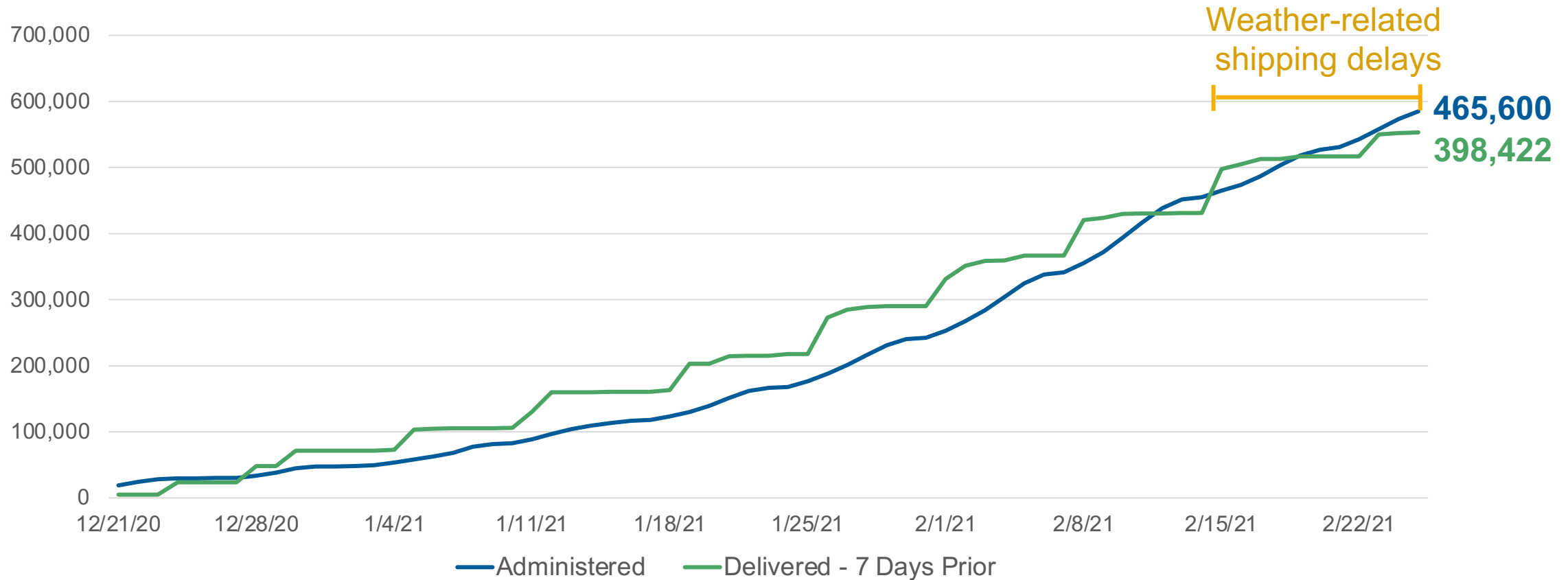
**98%** of doses were pushed out to providers.

**Meeting goal: 95%+**



# Chicago Vaccine Efficiency Goals: 7 Days after delivery, **100%\*** of doses were administered.

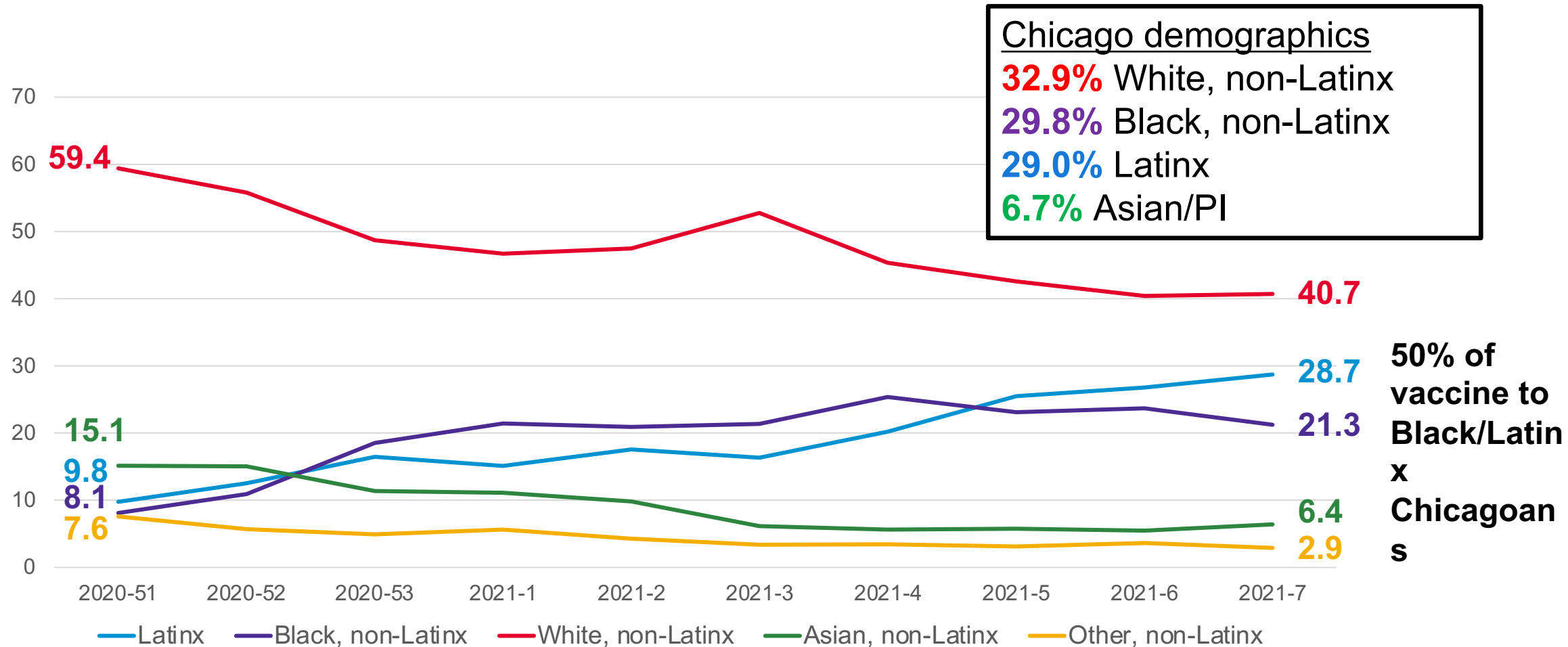
**★ Meeting goal: 85%+**




Data as of 2/25/21

\* Affected by weather-related shipping delays (with decline in delivered vaccine; all available vaccine administered in <7 days). May also be affected by reporting anomalies.

# Chicago Vaccine Equity Goals: Last week, **50%** of first doses went to Black or Latinx Chicagoans. **Meeting initial goal: majority of vaccine to Black/Latinx Chicagoans.**

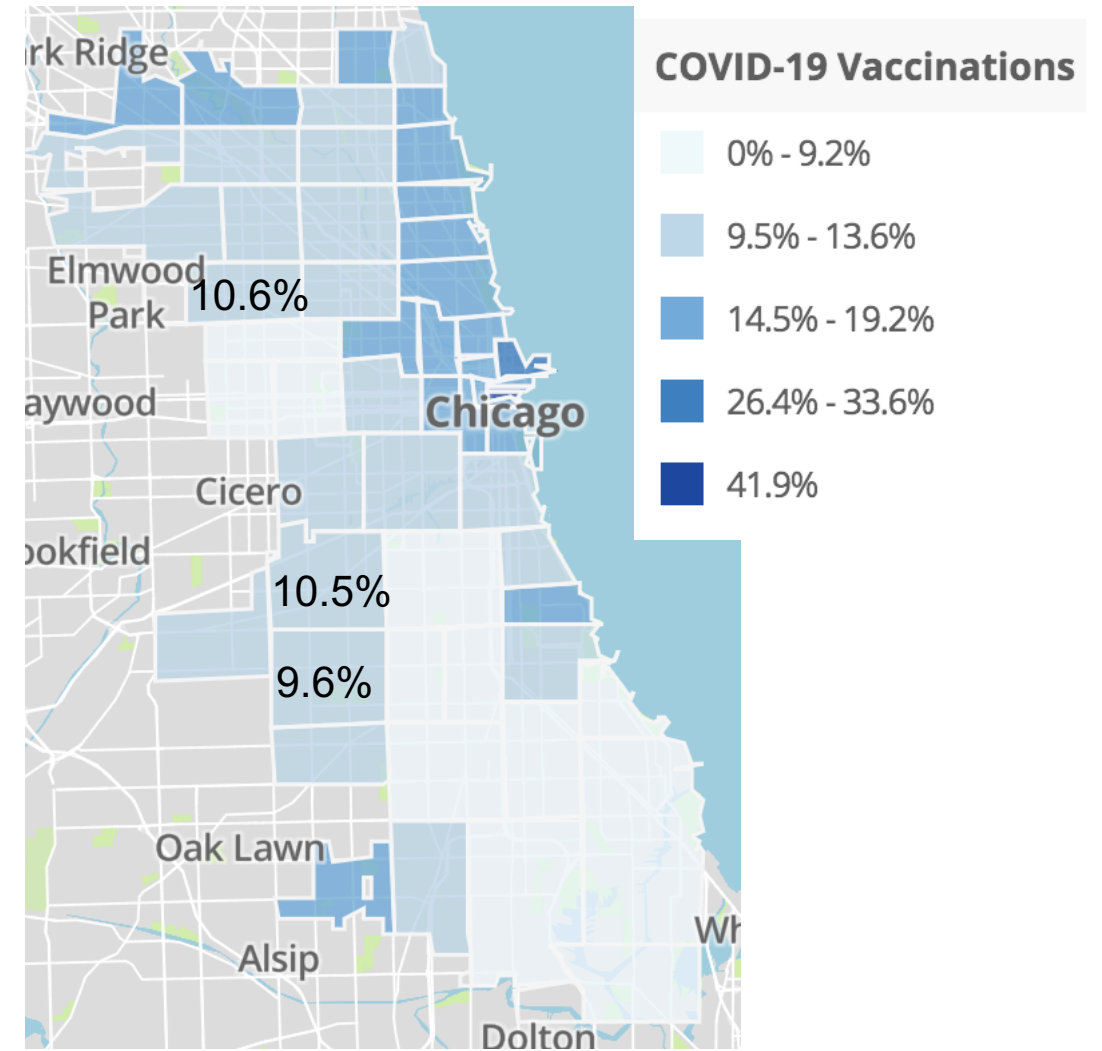
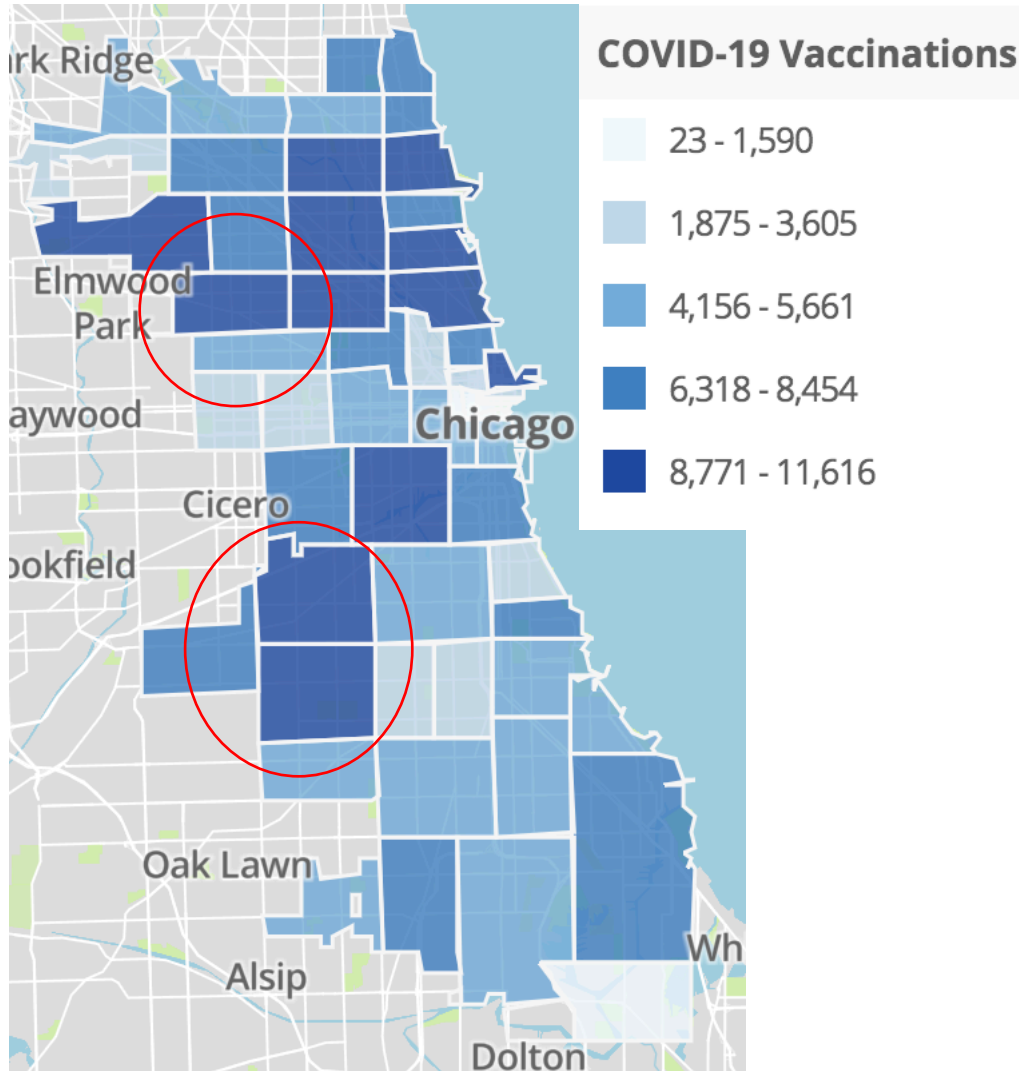




# Most improved community areas in first dose vaccine coverage last week, among Chicago's 77 community areas

	Rank: First Dose coverage improvement	Percent improvement in first dose coverage
Belmont Cragin	1	2.4%
Gage Park	2	2.2%
Forest Glen	3	2.1%
Hermosa	4	2.1%
Archer Heights	5	1.7%

# COVID-19 Vaccinations (First Dose), count and population coverage —Chicago residents by home ZIP code

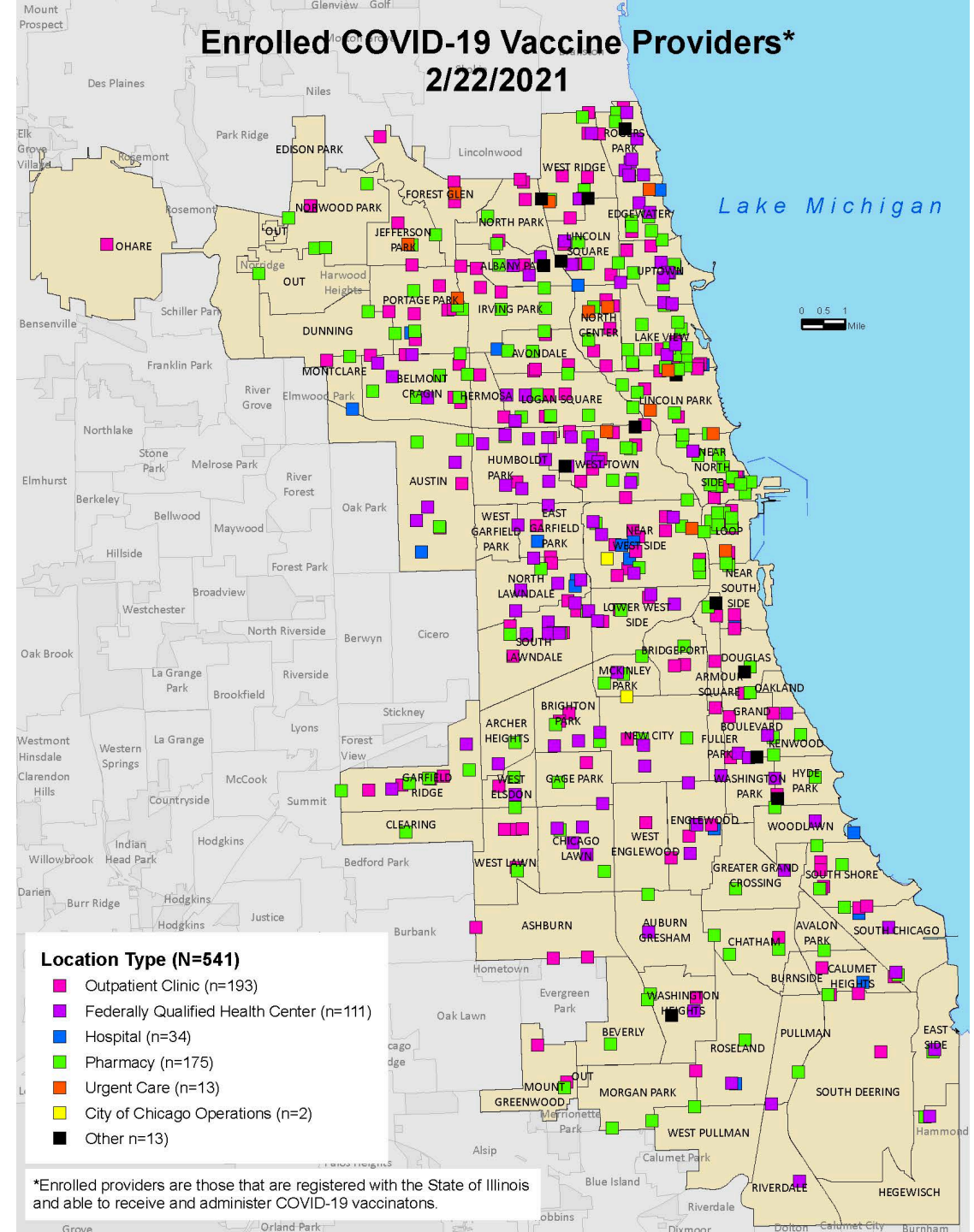




# Provider Enrollment Status

540+ providers enrolled

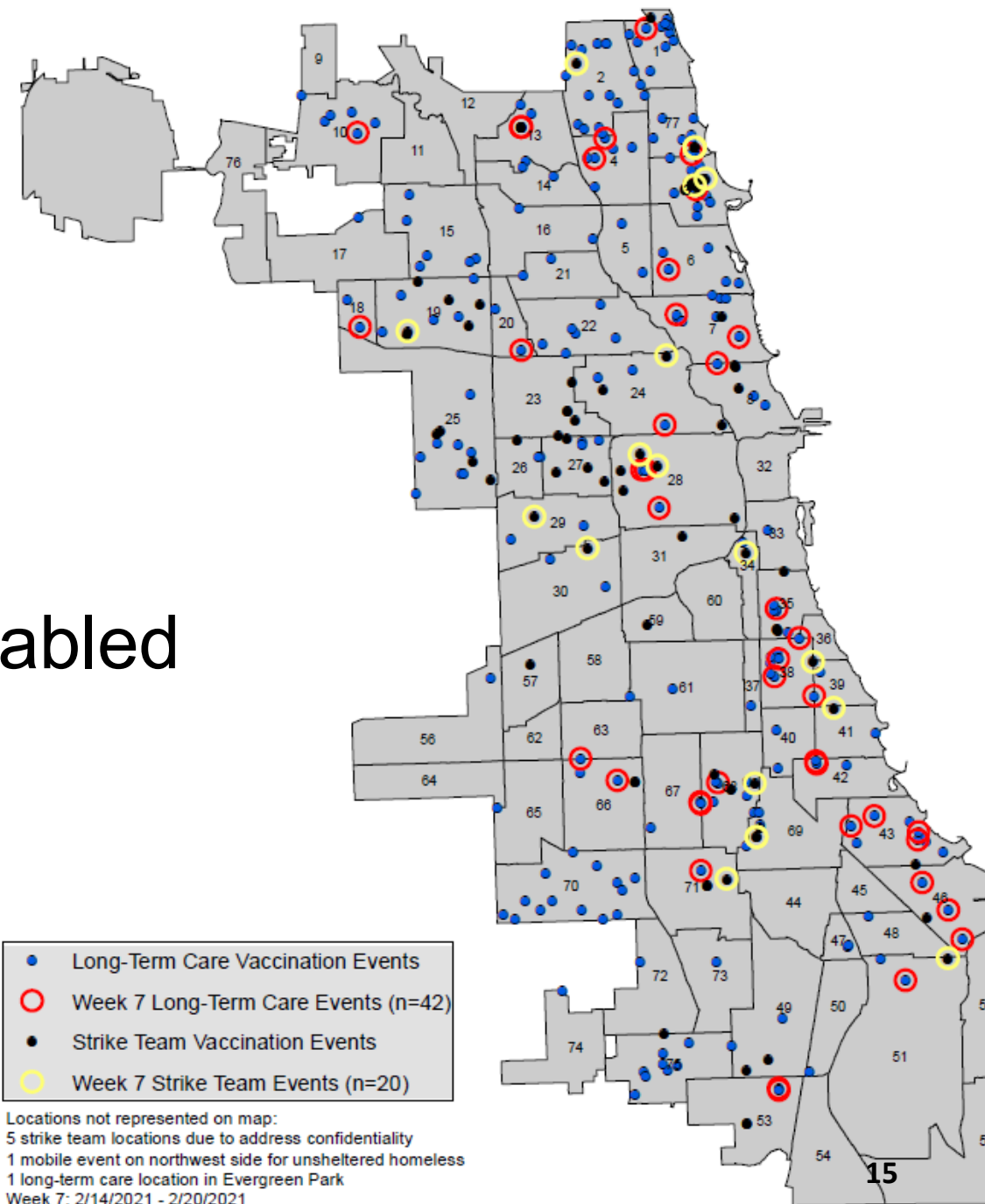
Source: ICARE



# Mobile COVID-19 Vaccination Sites

79 Skilled Nursing Facilities  
28 Assisted Living Facilities  
**91 Senior Housing Facilities**  
62 Intellectual/ Developmentally Disabled  
Facilities  
9 Behavioral Health Facilities

And more...





★ More than 110,000 United Center appointments  
in March will open for booking on

**Thursday, March 4 at 8:30 am**

**These appointments will initially only be available  
for *seniors (65+)*.**

On Sunday, March 7 at 4pm any unfilled  
appointments will be opened for others.





**How to book United Center appointments:**

**[Zocdoc.com/vaccine](https://Zocdoc.com/vaccine)**

**For those without internet access,  
registration help will be available  
at:**

**312-746-4835**

**Call center open: Mon-Sat 8am-8pm, Sun 8am-4pm**

**PROTECT**  
**CHICAGO** ★

**PROTEGE A**  
**CHICAGO** ★