

# **JUVENILE INTERVENTION AND SUPPORT CENTER (JISC) PERFORMANCE MANAGEMENT**

---

23 August 2022

# Agenda

## Agenda

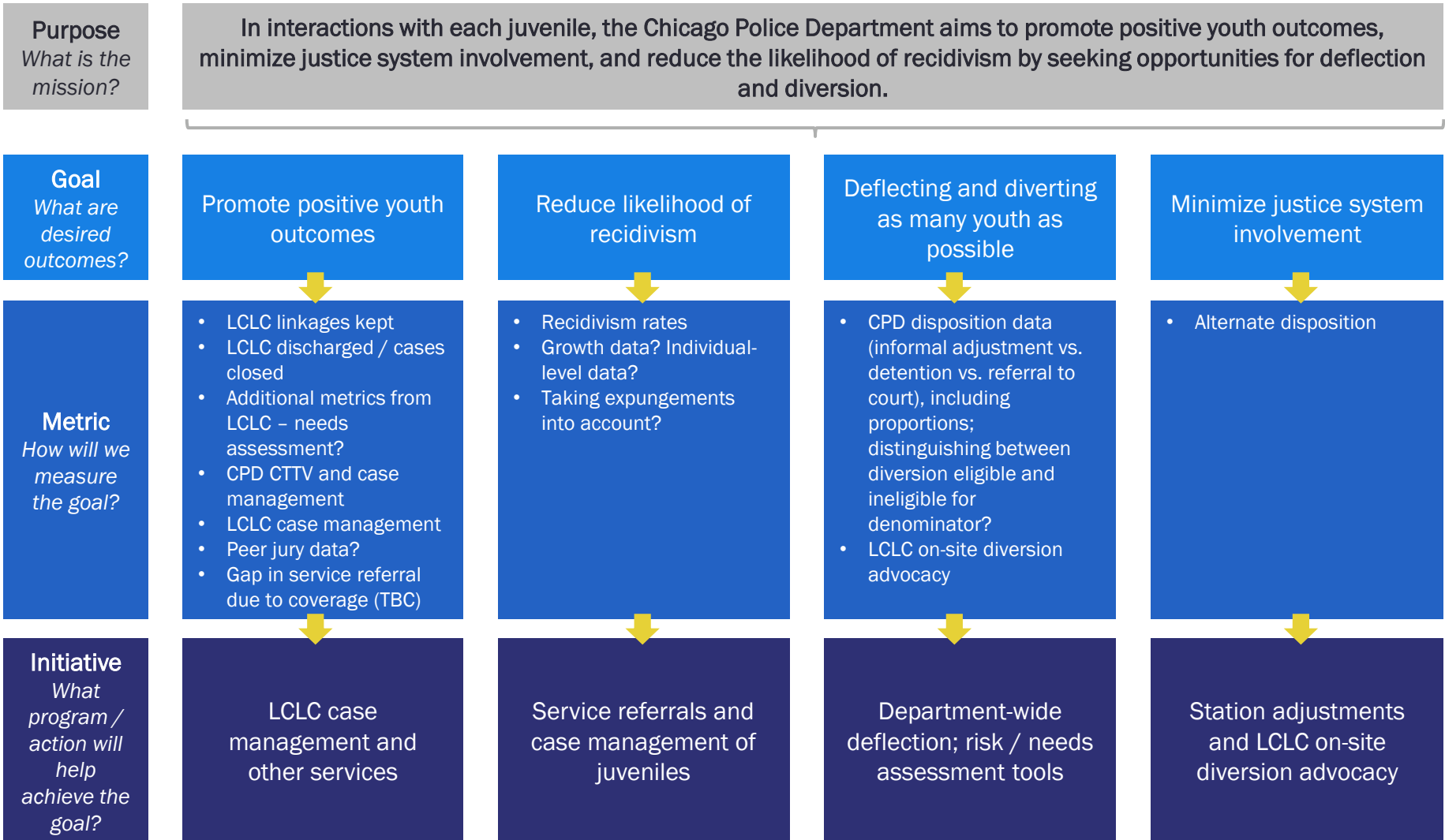
1. Review prior action items
2. Review high-level summary for the month
  - Demographic trends (CPD)
3. Assess progress against goals
  - Promote positive youth outcomes
  - Reduce likelihood of recidivism
  - Deflect and divert as many youth as possible
  - Minimize justice system involvement
4. Deep dive
  - Review disposition types, categories, and Detective's referral process and LCLC's support

## Guiding Questions

1. What trends can be seen in the data?
2. What factors – either positive or negative – might be contributing to these trends?
3. What actions – either reinforcing or corrective – should be taken to address these trends? Who will be responsible?

# JISC Goals, Metrics, and Initiatives

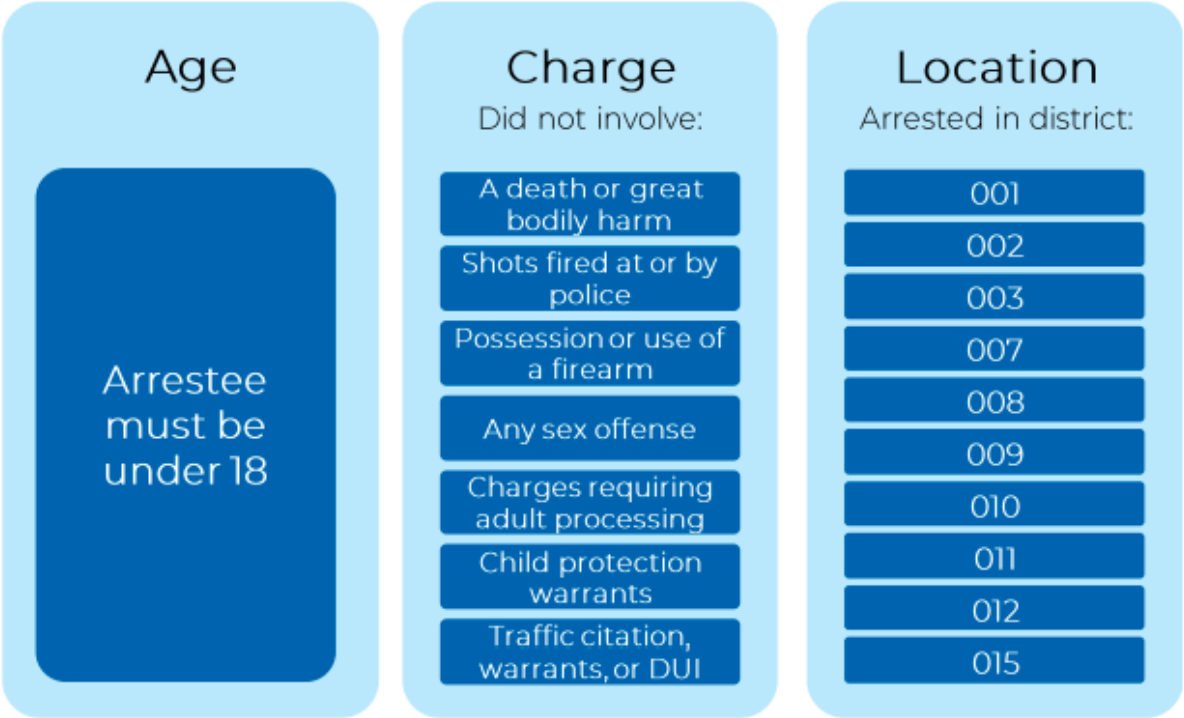
*Goals, metrics, and initiatives should regularly be reevaluated*



Note: Basic, high-level data should also be considered on a monthly basis (e.g. demographics, arrest type, location of arrests, time of arrest, transit time, etc.). All metrics should be as a proportion of total juveniles processed at JISC.

CPD's Special Order S06-04-06 outlines eligibility criteria for youth arrestees' JISC eligibility, shown in Figure 6.<sup>18</sup> Youth arrested for serious offenses such as homicide, possession of a firearm, or sex offenses are not eligible for processing at JISC.

FIGURE 6: Arrests meeting age, charge, and location requirements must be processed at JISC



Source: OIG visualization of information from CPD Special Order S06-04-06.

# Key data takeaways – July 2022

## Dispositional:

- In July 2022, **34** youth (50%) were informally station adjusted
  - 6 youth (18% of StatAdj; 9% Total) were referred to LCLC by CPD
  - 25 youth (74% StatAdj; 39% Total) were released to an adult
  - 4 youth were referred to the CTTV Workshop
- **34** youth (50%) were referred to court
  - 14 youth (41% Ref; 21%) were detained
  - 16 youth (47% Ref; 24% Total) were referred to court
  - 2 youth (6% Ref; 3% Total) were referred to home confinement
- Motor Vehicle Theft
  - VHJ: 3
    - Referred to Court: 3
  - PSMV: 8
    - Referred to Court: 7
    - Station Adjustment: 1
  - CTTV: 13
    - Station Adjustment: 7
    - Referred to Court: 4

Charge	Informal Station Adjustments	Referred to Court	Total Number
ROBBERY (INDEX)	0	4	4
AGGRAVATED ASSAULT	0	1	1
AGGRAVATED BATTERY (INDEX)	0	3	3
BURGLARY (INDEX)	0	0	0
CRIMINAL SEXUAL ASSAULT	0	0	0
MOTOR VEHICLE THEFT (INDEX)	10	11	21
SIMPLE ASSAULT	0	0	0
SIMPLE BATTERY	1	2	3
LARCENY	3	2	5
VANDALISM	1	1	2
DRUG ABUSE VIOLATIONS	1	1	1
DISORDERLY CONDUCT	5	0	5
MISCELLANEOUS NON-INDEX VIOLATIONS	7	2	9
MISCELLANEOUS MUNICIPAL CODE VIOLATIONS	5	1	6
WEAPONS	1	0	
WARRANT ARRESTS	0	4	4
<b>TOTAL</b>	<b>34</b>	<b>40</b>	<b>66</b>

## DATA FULFILLMENT & ANALYSIS | DISPOSITIONS

Year:	Month:	District:	Row Filter:	View Filter:
2022	JULY	All	CHARGE TYPE	CATEGORIES

This page provides a monthly disposition breakdown and previous year comparison of juveniles processed by JISC personnel. The "OTHER" disposition category includes formal adjustments, individuals released without charging, and unspecified dispositions. Beginning December 11, 2021, juveniles arrested with any charge of homicide, criminal sexual assault, or a weapons violation are excluded from the JISC arrest totals. Totals can be filtered by arrest year, month, and district. Row selections can be made based on FBI UCR arrest charge type or community area or district of arrest. Column selections can be made based on disposition categories or row totals. Data run some time apart may result in slightly different totals due to expungements.

### Dispositions

	STATION ADJUSTMENT										REFERRED TO COURT								OTHER		
	CTTV WORKSHOP & CASE MGMT		CTTV WORKSHOP ONLY		REFERRED TO AGENCY		RELEASED TO ADULT		CITY FUNDED CASE MGMT		HOME CONFINEMENT		SUARA CENTER		DETAINED		REFERRED TO COURT		OTHER		
	2021	2022	2021	2022	2021	2022	2021	2022	2021	2022	2021	2022	2021	2022	2021	2022	2021	2022	2021	2022	
ROBBERY	0	0	0	0	0	0	0	0	0	0	0	2	0	0	0	0	4	0	0	0	0
AGGRAVATED ASSAU..	0	0	0	0	0	0	0	0	0	0	0	0	1	0	0	0	0	0	0	0	0
AGGRAVATED BATTE..	0	0	0	0	0	0	0	0	0	0	0	3	1	0	0	0	0	0	2	0	0
LARCENY - THEFT	0	0	0	0	0	0	0	2	1	1	0	0	0	0	0	0	0	2	0	0	
MOTOR VEHICLE THEFT	2	4	2	2	0	0	0	4	0	0	0	0	0	0	1	3	3	8	0	0	
SIMPLE BATTERY	0	0	0	0	0	1	1	0	4	0	0	0	0	0	0	0	2	2	0	0	
VANDALISM	0	0	0	0	0	0	2	0	1	1	0	0	0	0	0	0	2	1	0	0	
WEAPONS	0	0	0	0	0	0	0	1	0	0	0	0	0	0	0	0	0	0	0	0	
DRUG ABUSE VIOLATI..	0	0	0	0	0	0	0	1	0	0	1	0	0	0	1	1	0	0	0	0	
DISORDERLY CONDUCT	0	0	0	0	0	0	1	5	2	0	0	0	0	0	0	0	0	0	0	0	
MISCELLANEOUS NO..	0	0	0	0	1	0	0	7	0	0	0	0	0	0	0	1	3	1	0	0	
MISCELLANEOUS MU..	0	0	0	0	0	0	0	5	0	0	0	0	0	0	0	1	0	0	0	0	
WARRANT ARRESTS	0	0	0	0	0	0	0	0	0	0	0	0	0	0	8	4	0	0	0	2	
<b>TOTAL</b>	<b>2</b>	<b>4</b>	<b>2</b>	<b>2</b>	<b>1</b>	<b>1</b>	<b>4</b>	<b>25</b>	<b>8</b>	<b>2</b>	<b>6</b>	<b>2</b>	<b>0</b>	<b>0</b>	<b>10</b>	<b>14</b>	<b>10</b>	<b>16</b>	<b>0</b>	<b>2</b>	

## DATA FULFILLMENT & ANALYSIS | DEMOGRAPHICS

Year:

2022

Month:

JULY

District:

All

Year Legend:

2021

2022

This page provides a monthly demographic breakdown and previous year comparison of juveniles processed by JISC personnel. Totals can be filtered by arrest year, month, and district. Data run some time apart may result in slightly different totals due to expungements.

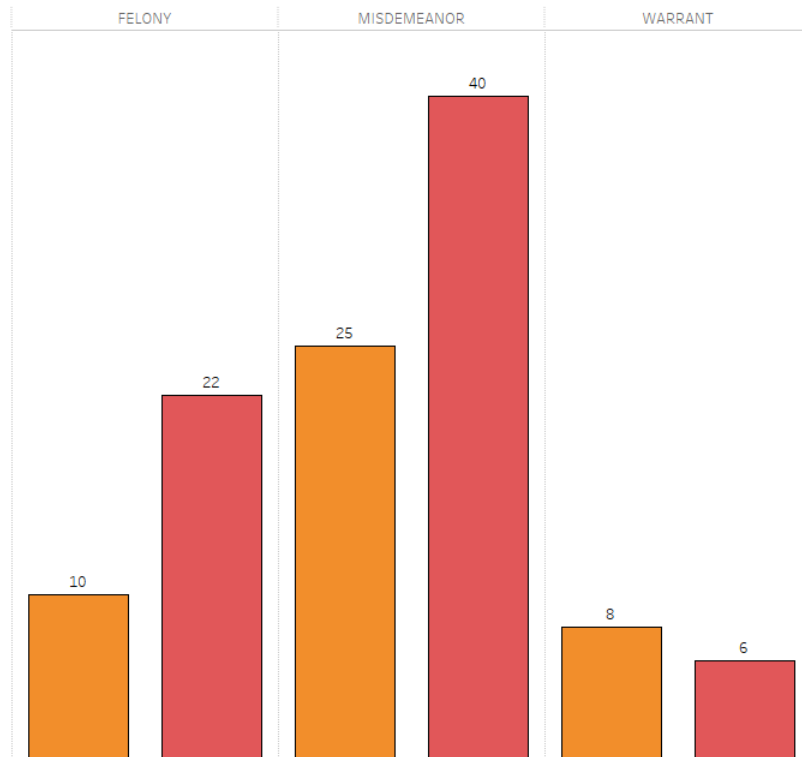


## DATA FULFILLMENT & ANALYSIS | ARREST TYPES

Year: 2022      Month: JULY      District: All      Year Legend: ■ 2021    ■ 2022

This page provides a monthly arrest type breakdown and previous year comparison of juveniles processed by JISC personnel. Totals are given for arrest charge and FBI UCR arrest types. Beginning December 11, 2021, juveniles arrested with a charge of homicide, criminal sexual assault, a weapons violation, or any disqualifying firearm-related charge are excluded from the JISC arrest totals. Totals can be filtered by arrest year, month, and district. Data run some time apart may result in slightly different totals due to expungements.

### Arrest Charge Type



### FBI Type Charge Description

FBI CODE	PREVIOUS YEAR	CURRENT YEAR	% CHANGE
ROBBERY	2	4	100%
AGGRAVATED ASSAULT	0	1	
AGGRAVATED BATTERY	3	3	0%
LARCENY - THEFT	1	5	400%
MOTOR VEHICLE THEFT	8	21	163%
SIMPLE BATTERY	7	3	-57%
VANDALISM	5	2	-60%
WEAPONS	0	1	
DRUG ABUSE VIOLATIONS	2	2	0%
DISORDERLY CONDUCT	3	5	67%
MISCELLANEOUS NON-INDEX OF..	4	9	125%
MISCELLANEOUS MUNICIPAL CO..	0	6	
WARRANT ARRESTS	8	6	-25%
<b>TOTAL</b>	<b>43</b>	<b>68</b>	<b>58%</b>

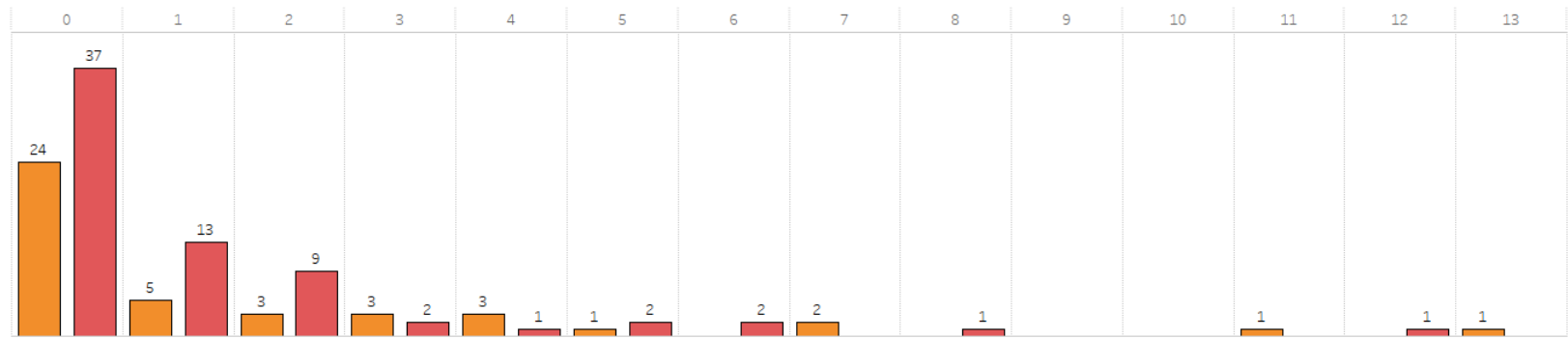


## DATA FULFILLMENT & ANALYSIS | RECIDIVISM

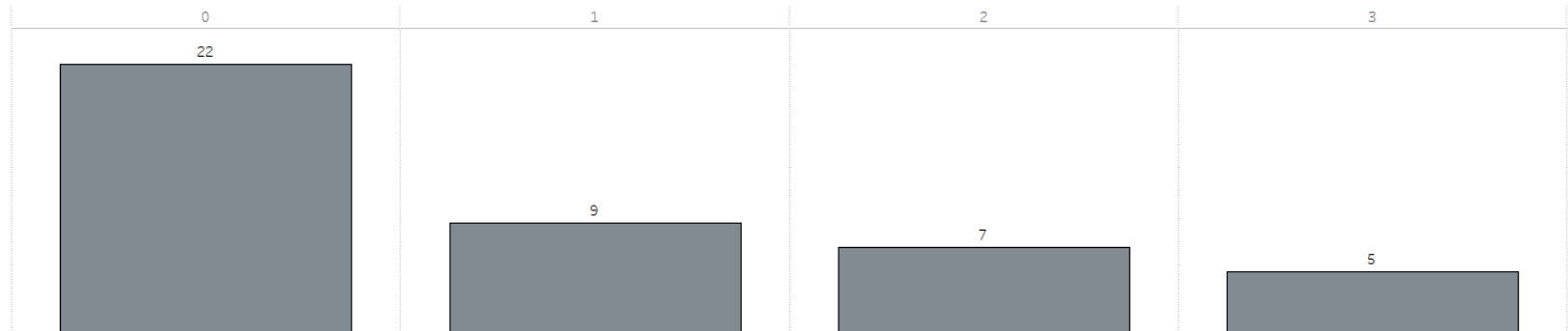
Year: **2022**      Month: **JULY**      District: **All**      Year Legend: ■ 2021 ■ 2022

This page provides a monthly breakdown and previous year comparison of the arrest history as well as next year recidivism rates of juveniles processed by JISC personnel. Arrest history is not available for expunged records. Subsequent arrest counts are based on the number of times an individual arrested during the selected month of the previous year was arrested at any point during the twelve months from the month of the initial arrest. Subsequent arrests may have occurred in the year of initial arrest or the selected year. Totals can be filtered by arrest year, month, and district. Data run some time apart may result in slightly different totals due to expungements.

### Prior Arrests



### Subsequent Arrests



## DATA FULFILLMENT & ANALYSIS | ALTERNATE DISPOSITIONS

Year:

2022

Month:

JULY

District:

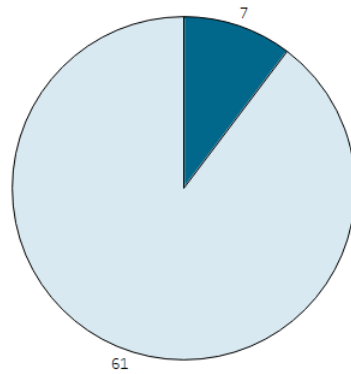
All

This page provides a breakdown of alternate dispositions for juveniles processed by JISC personnel. A "HIGHER ALTERNATE DISPOSITION" of "YES" indicates an alternate disposition higher than the calculated disposition was used. A "HIGHER ALTERNATE DISPOSITION" of "NO" or "NULL" indicates negative.

The alternate disposition indicator was added to the data warehouse in November 2020; data is unavailable for earlier arrests. The "SUMMARY" field is not a required application field and may not always be populated for higher alternate disposition types.

Totals can be filtered by arrest year, month, and district. Data run some time apart may result in slightly different totals due to expungements.

Alternate Dispositions



HIGHER ALTERNATE DISPOSITION: ■ NO ■ NULL

Summary Notes

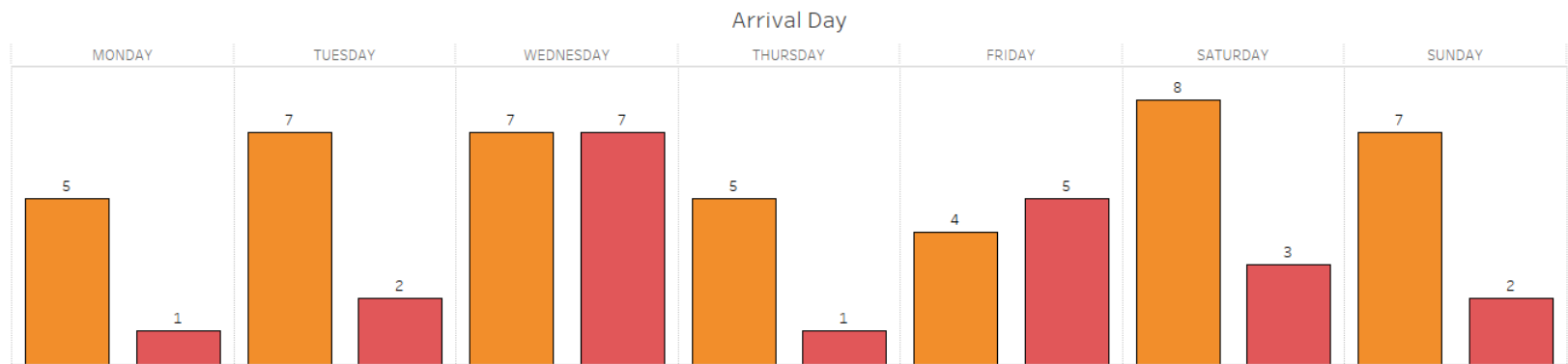
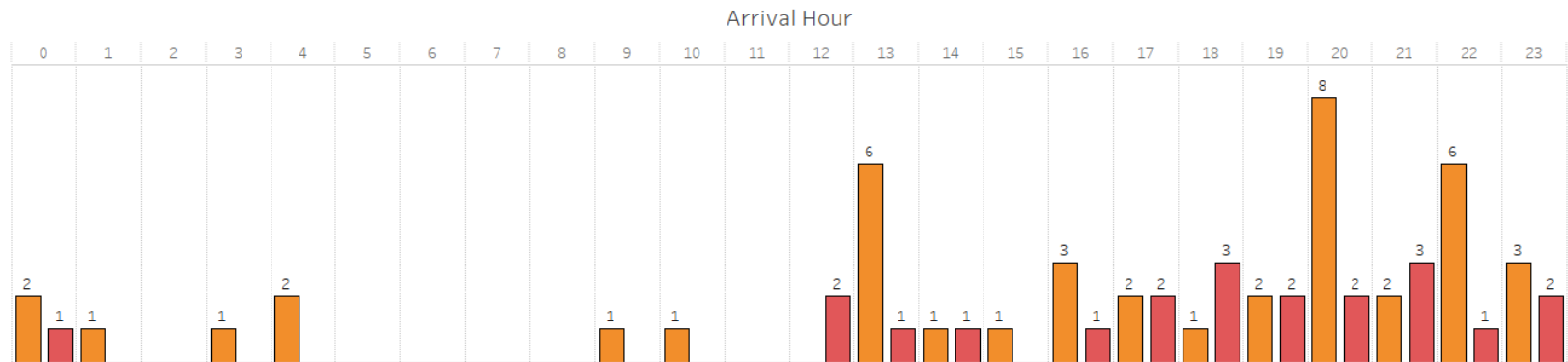
## DATA FULFILLMENT & ANALYSIS | ARRIVAL DATES & TIMES

Year: 
 Month: 
 District: 
 Year Legend: ■ 2021 ■ 2022

This page provides a monthly arrival time breakdown and previous year comparison of juveniles processed by JISC personnel. Prior to December 11, 2021, arrival time is based on the day of week and hour of day an arrestee first arrived at the JISC. Beginning in April, 2022, arrival time is based on the date and time entered in the Arrest Juvenile Work Queue by a processing Juvenile Detective indicating when a juvenile arrived at Area 1. Only entries containing completed arrival times will appear.

Arrival hour and day are not provided between December 11, 2021, and April 1, 2022.

Totals can be filtered by arrest year, month, and district. Data run some time apart may result in slightly different totals due to expungements.



## DATA FULFILLMENT & ANALYSIS | MOVEMENT TIMES

Year:

2022

Month:

JULY

District:

All

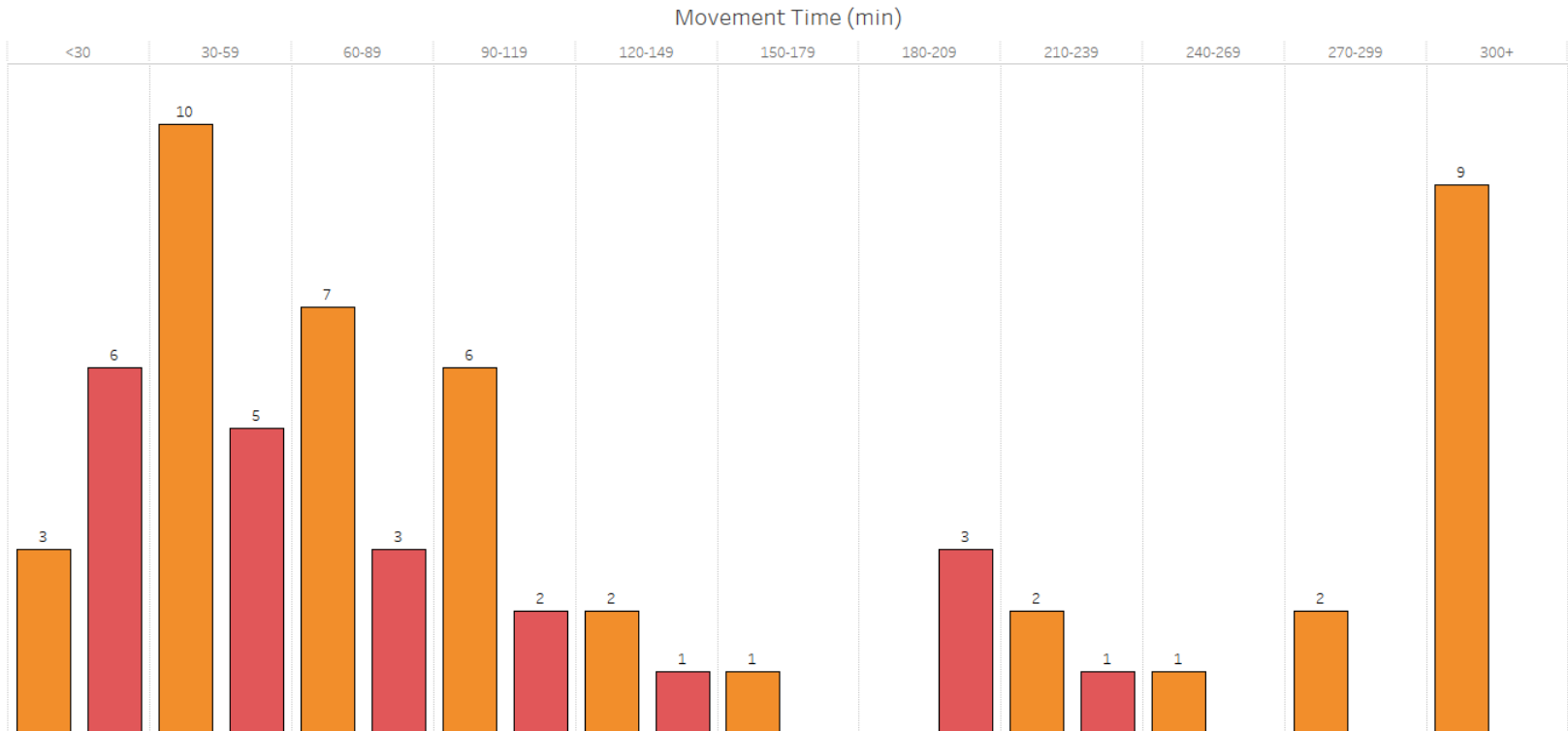
Year Legend:

2021

2022

This page provides a monthly movement time breakdown of juveniles by JISC personnel. Prior to December 11, 2021, movement time is based on the difference between arrest time and arrival time at JISC, given in minutes. A small number of arrests have one or more incorrect time entered. Some movement time outliers (times greater than 300 minutes) are the result of these data inaccuracies. Beginning in April, 2022, movement time is based on the difference between arrest time and the date and time entered in the Arrest Juvenile Work Queue by a processing Juvenile Detective indicating when a juvenile arrived at Area 1. Only entries containing completed arrival times will appear. Movement time is not provided between December 11, 2021, and April 1, 2022.

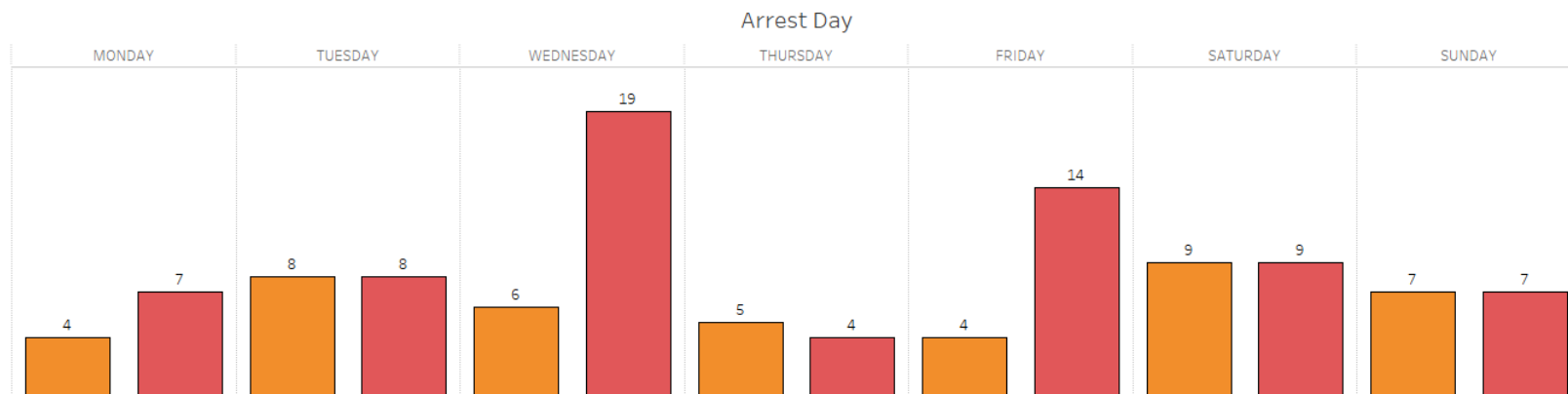
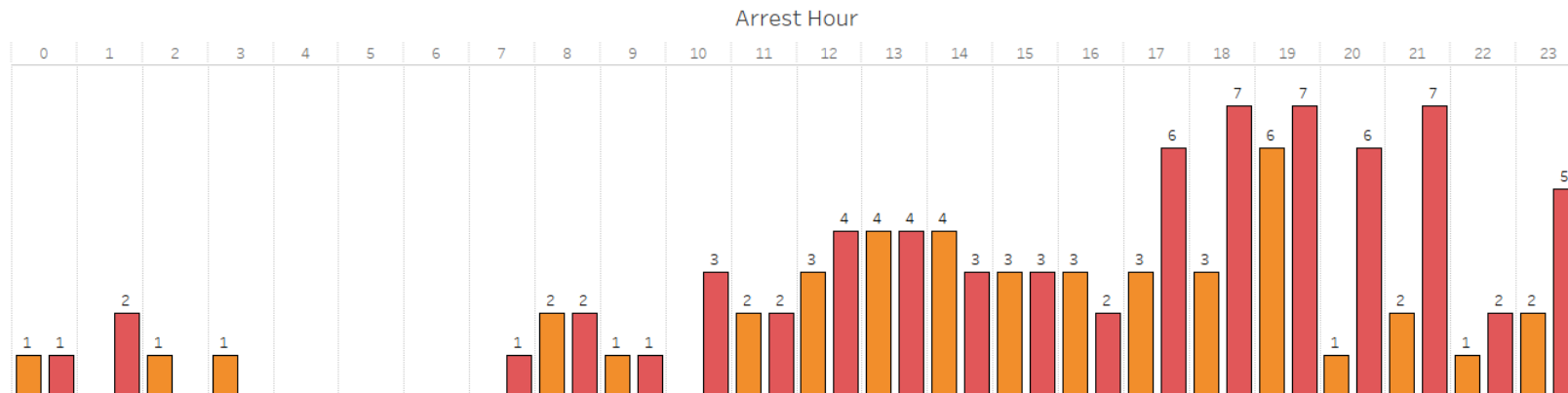
Totals can be filtered by arrest year, month, and district. Data run some time apart may result in slightly different totals due to expungements.



## DATA FULFILLMENT & ANALYSIS | ARREST DATES & TIMES

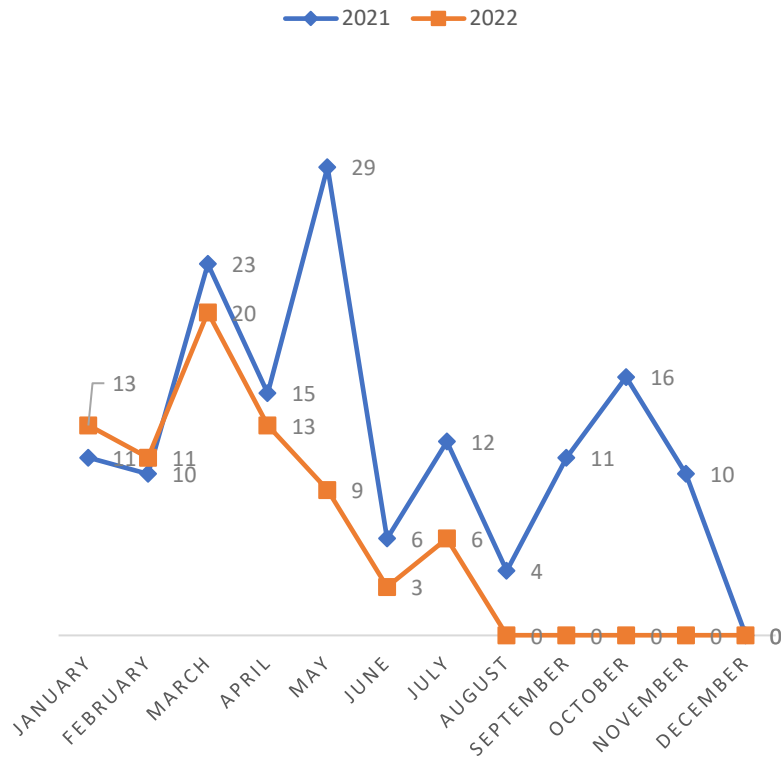
Year: 2022      Month: JULY      District: All      Year Legend: 2021 (orange) 2022 (red)

This page provides a monthly arrest time breakdown and previous year comparison of juveniles processed by JISC personnel. Day of week and hour of day of arrest is provided. Totals can be filtered by arrest year, month, and district. Data run some time apart may result in slightly different totals due to expungements.

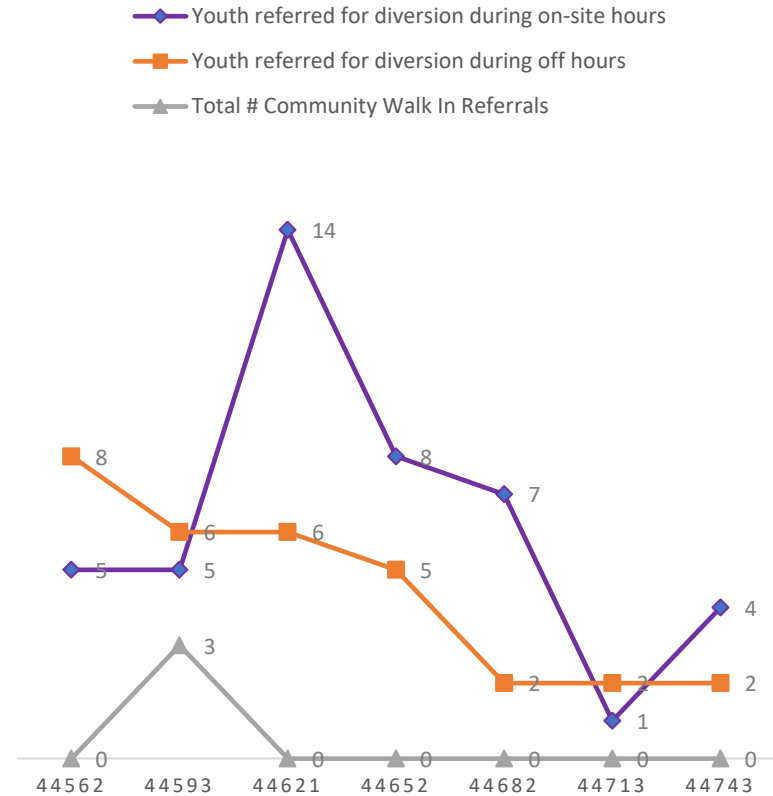


# Youth Diverted

## TOTAL # OF YOUTH DIVERTED BY MONTH



## ON-SITE VS. OFF-SITE HOURS



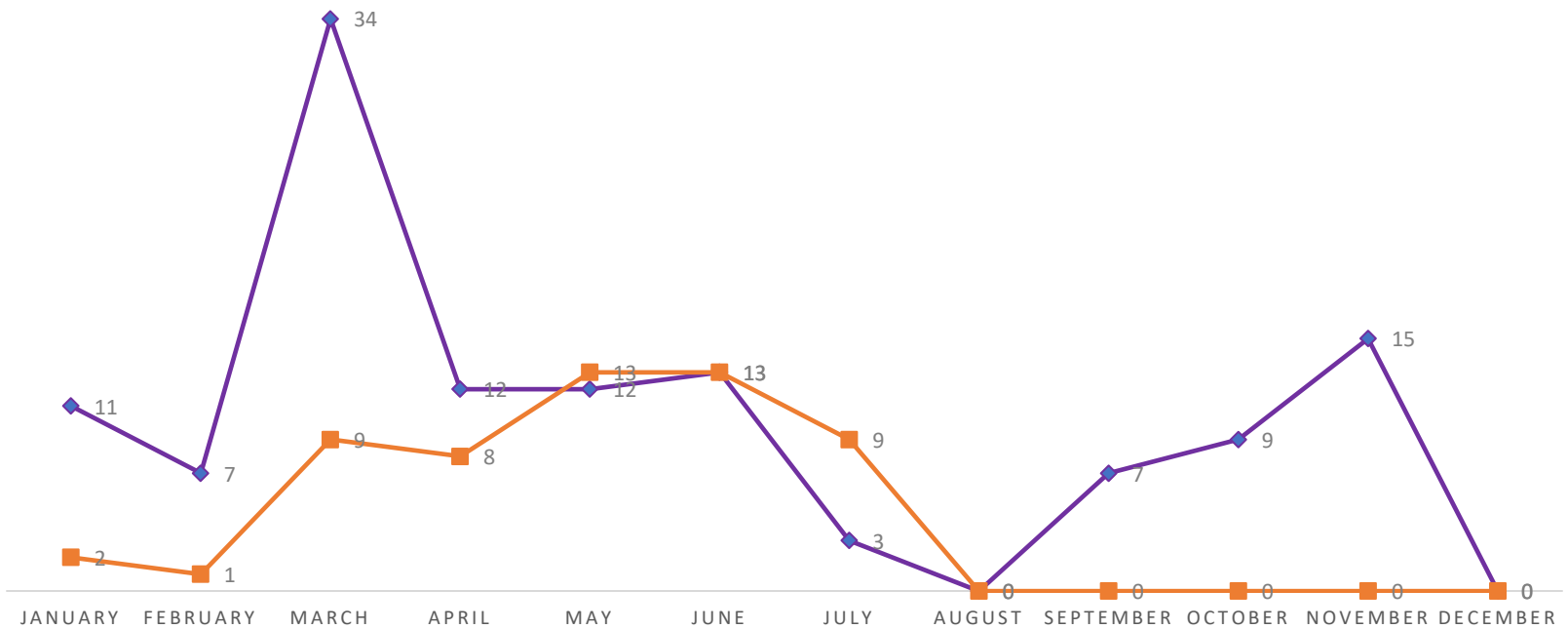
### Guiding Questions

1. As young people start to return to schools, what do we anticipate JISC #s looking like in the upcoming months? Do we think it will follow what we saw last year?

# Youth Receiving Limited Legal Representation at JISC

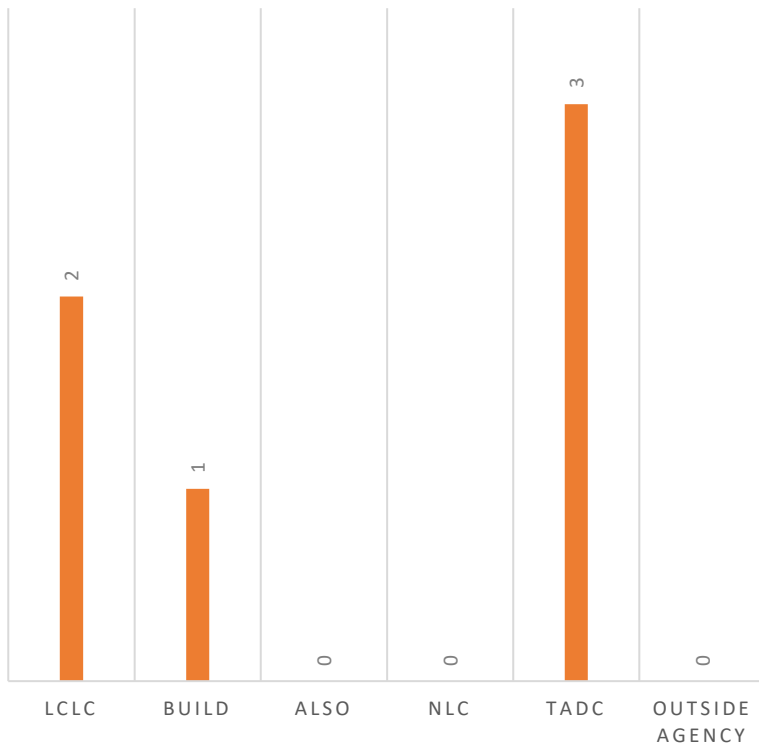
## LIMITED LEGAL REPRESENTATION

—◆— 2021 —■— 2022

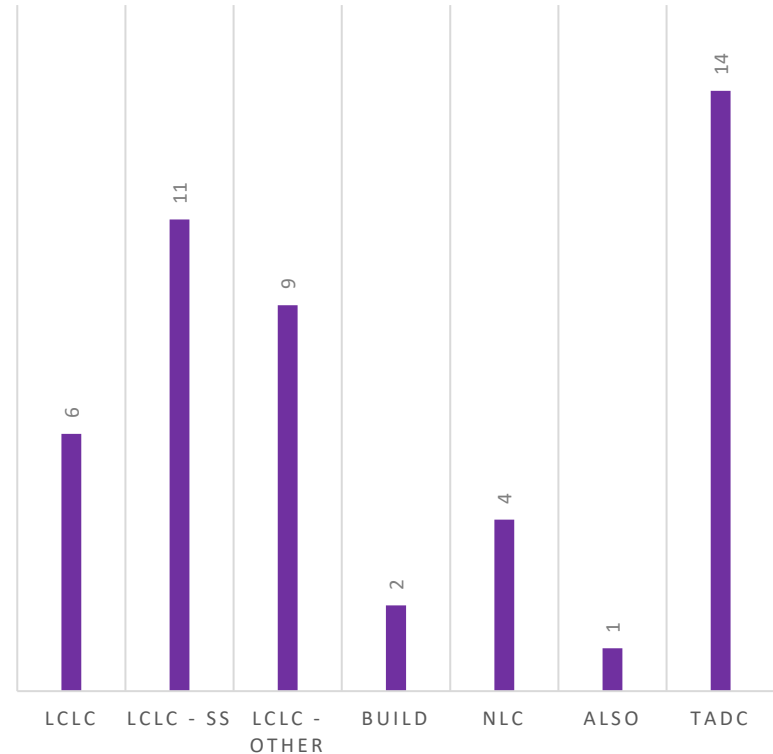


# Diversion by Agency/Area

REFERRALS BY AGENCY (JULY 2022)



CASELOAD BY AGENCY/CM (JULY 2022)



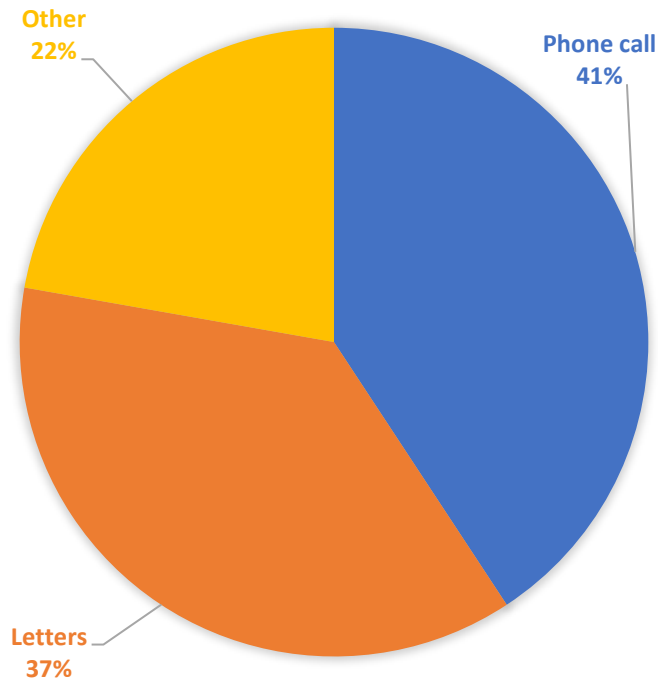
## Guiding Questions

1. Do we think there will be concentration of arrests on the South Side as there were in 2021 or will it go back to a split between the South and West side?

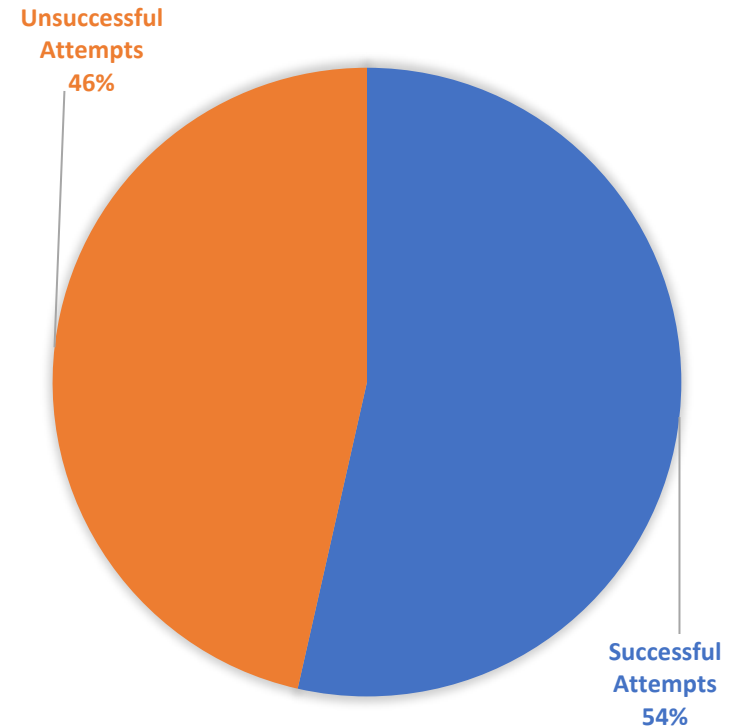


# Youth Engagement

PRE-ENGAGEMENT ATTEMPTS (JULY 2022)



CASE MANAGEMENT CONTACTS (JULY 2022)

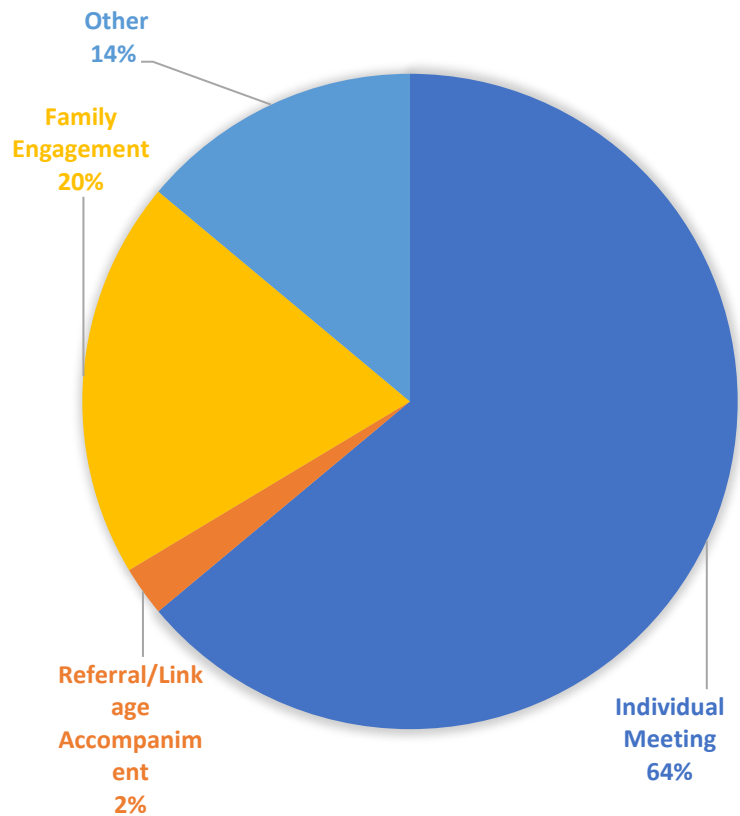


## Guiding Questions

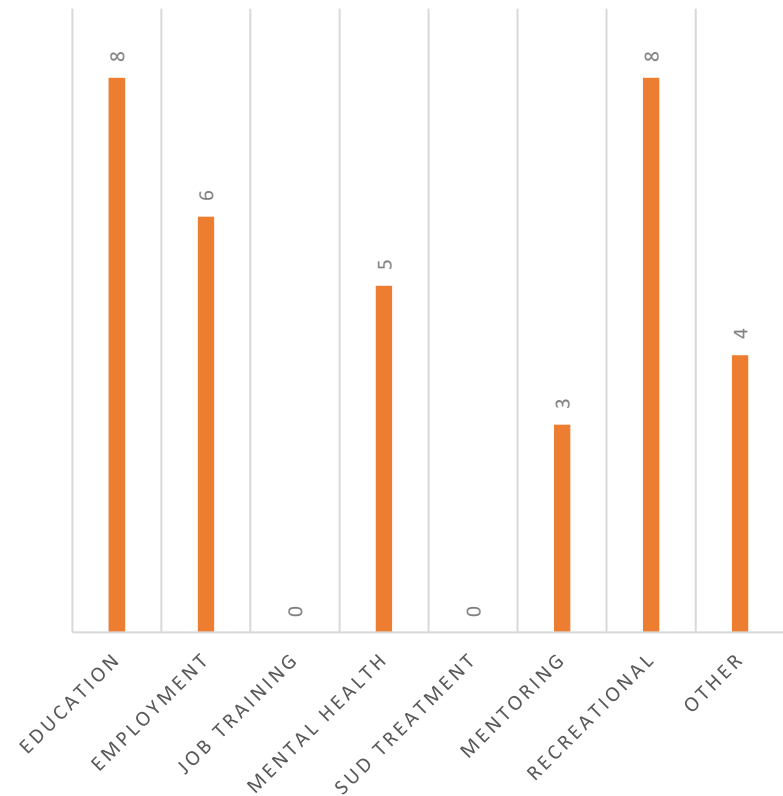
1. Are there steps we can take to continue engaging clients and keep them engaged? Further activities and resources we can engage our youth in so they are receptive to services?

# Youth Engagement and Support Services

SUCCESSFUL CONTACT BY TYPE  
(JULY 2022)



LINKAGES MADE (JULY 2022)



# Community Narratives

- BUILD: This month we were able to successfully discharge one of our participants. We were able to assist this participant with obtaining employment and made sure he had the workforce development needed to maintain employment long term.
- LCLC: 4 youth are close to completing the program and are in the process of getting their RAP sheets for record expungement. They have all been extremely engaged with their LCLC case manager throughout the summer.

# Metrics Chart

Metric (listed in DFSS contract)	Goal (listed in DFSS contract)	Current
Percent of youth referred by any source (including walk-ins) that LCLC contacts.	100%	100% of young people have been reached out to. In June, 17 pre-engagement attempts were made to reach out to referrals. Once contact was established by the community based case manager, 226 case management contacts were made. Of the 226 – 121 were successful, 105 were unsuccessful.
Percent of youth referred by any source (including walk-ins) that meet with a case manager to complete a needs assessment within 30 days and are given an individualized service plan.	75%	78% of youth that have met with a case manager have completed a needs assessment within 30 days and given an individualized service plan.
Percent of youth who begin service plan implementation complete individualized service plan.	75%	<ul style="list-style-type: none"> <li>• 51% of youth who begin service plan implementation successfully completed their individualized service plan (ISP).</li> <li>• 29% who begin service plan implementation are in the midst of their ISP.</li> <li>• 12% who begin service plan implementation unsuccessfully completed their ISP.</li> <li>• 8% who begin service plan implementation were closed for other reasons.</li> </ul>
Percent of youth who have completed a needs assessment begin individualized service plan implementation.	85%	<ul style="list-style-type: none"> <li>• 63% of linkages for wrap around support services have been kept so far through July 2022.</li> <li>• In July, 44% were successfully linked, and 56% are pending/waiting for an appointment.</li> </ul>

# APPENDIX

---

# Once goals, metrics, and targets are set, performance management follows a repeating cycle each month

## 1 Set goals, metrics, & targets

- Performance management starts with choosing goals, quantifying them with metrics, and setting targets to work to achieve
- Goals are important for the PM process as they orient what you are working towards

## 2 Monitor and understand data

- Regularly monitoring data allows early detection of problems and learnings from successes
- Through data monitoring, trends should be identified and hypotheses formed for possible complications
- Hypotheses will be used to generate discussion at the PM meeting and to drive decision-making

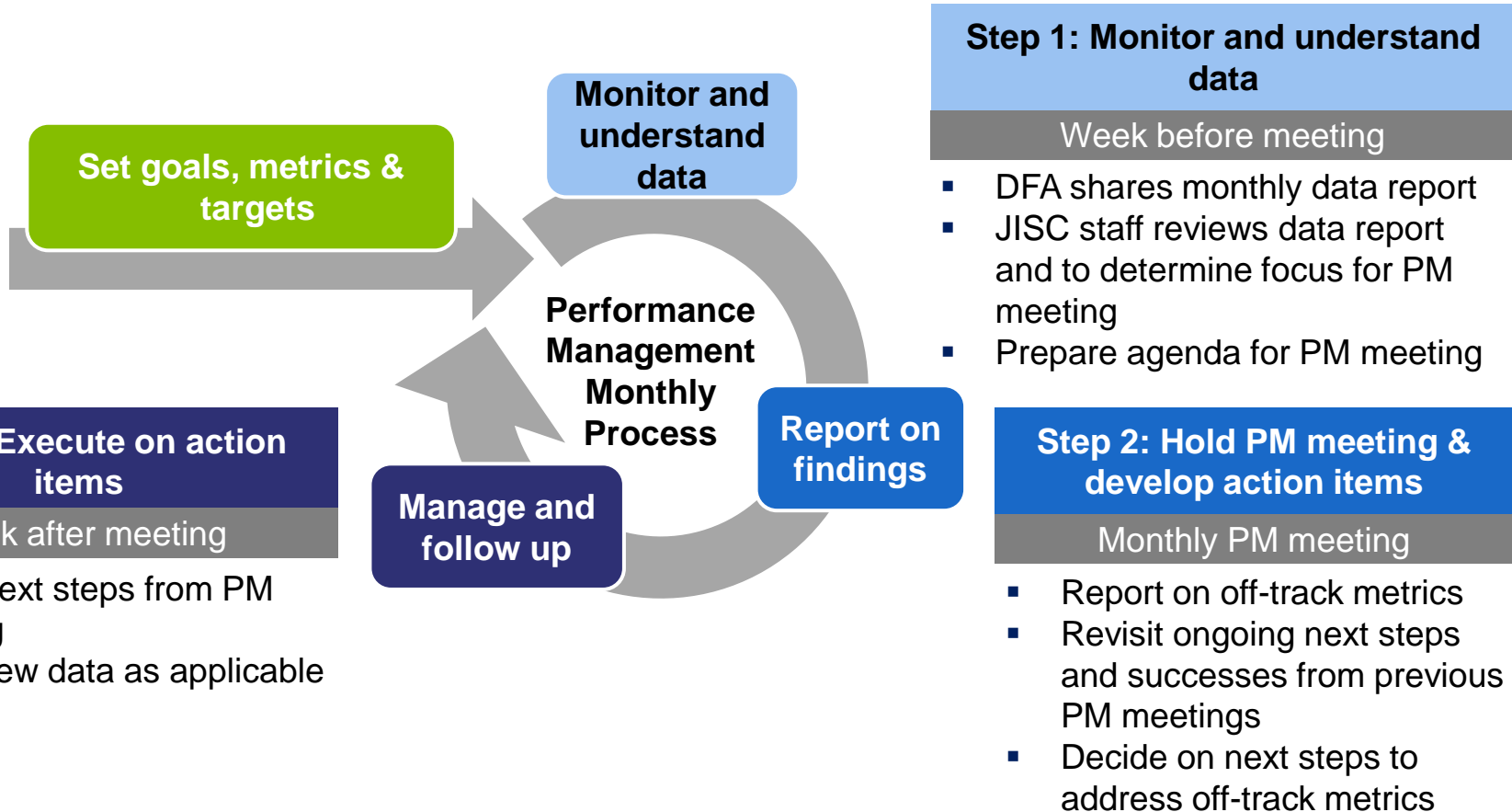
## 3 Hold PM meeting

- PM is anchored around the monthly meeting, which is critical for ensuring data is converted to action
- The PM meeting is also an opportunity to celebrate successes, communicate challenges, and share best practices

## 4 Vigorously follow up

- Rigorous follow-up on action items is critical to success after PM meeting
- Reminders prior to the next PM and/or a next step / action item tracker should be maintained to catalogue and monitor status of next steps over time and hold staff accountable
- As next steps are taken, data is monitored and the PM process begins again

# The JISC's Performance Management cycle should center around monthly JISC PM meetings



The cyclical nature of the PM process means that it is iterative, and CPD will be able to build its capacity for PM every month

# Once goals, metrics, and targets are set, performance management follows a repeating cycle each month

