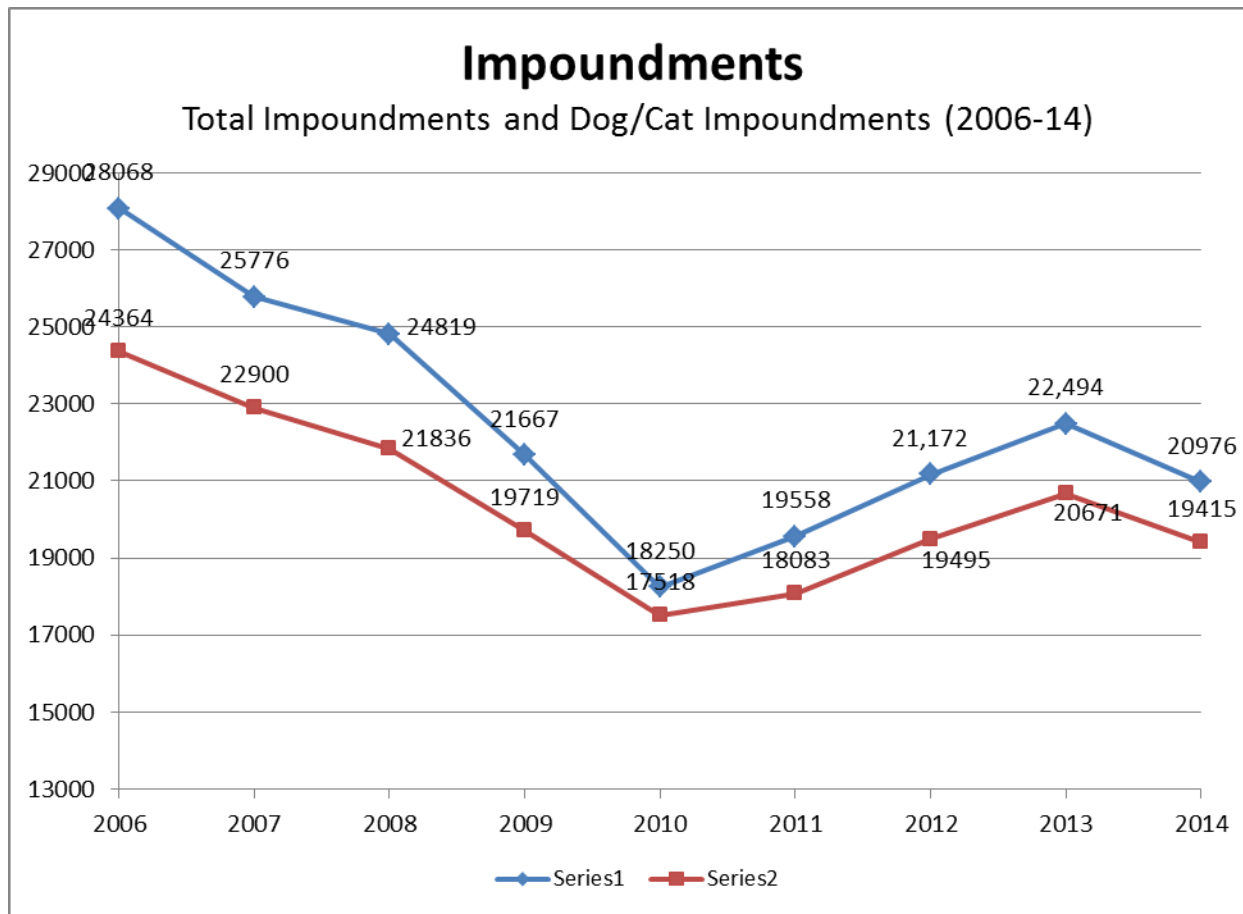


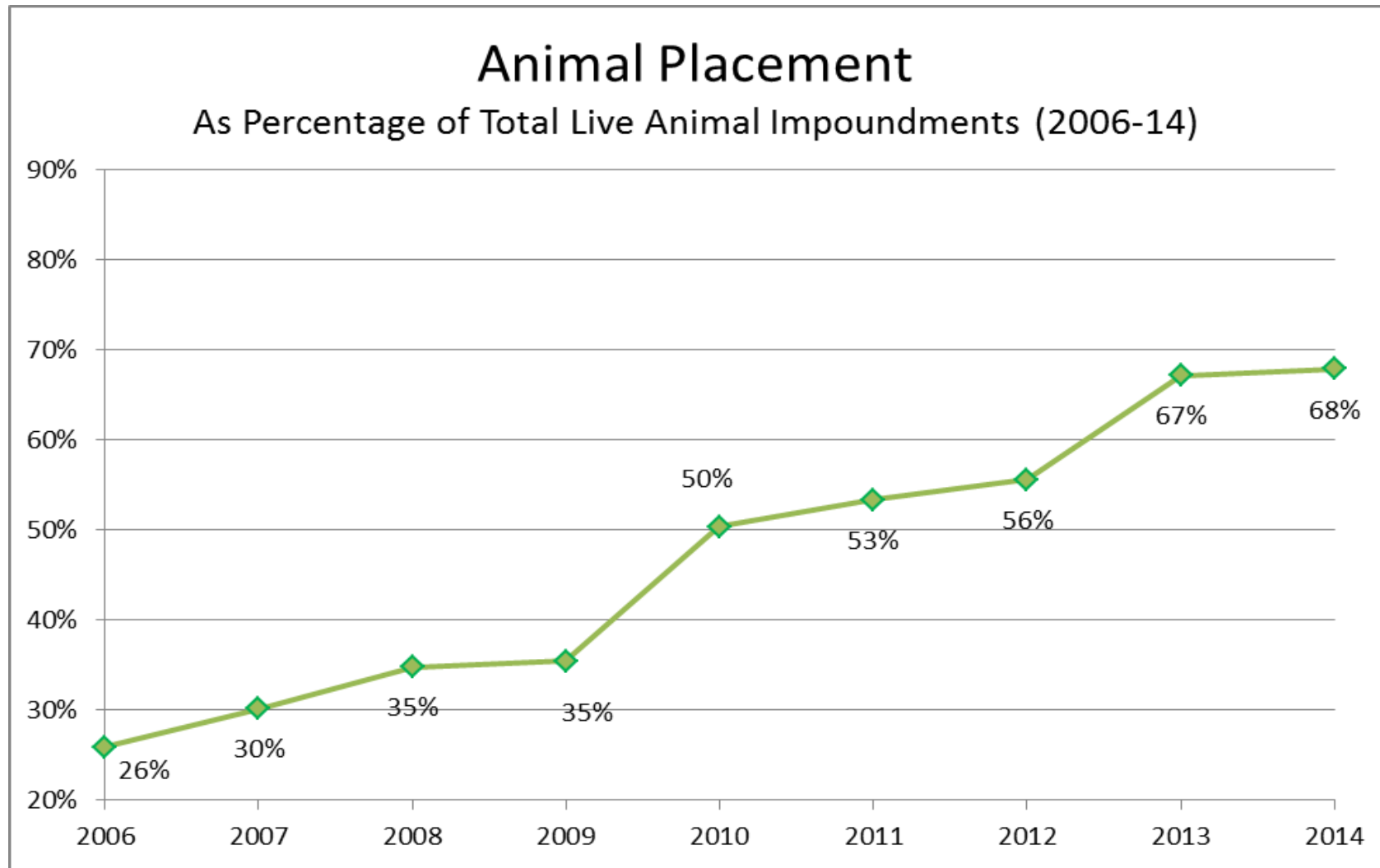
## Chicago Animal Care and Control Shelter Statistics 2006-14

At Chicago Animal Care and Control we work with our community partners toward the goal of minimizing the number of homeless and abandoned animals that come into our shelter. We try to find loving homes for all healthy and treatable animals by reuniting families with their lost pet, adopting pets into new loving homes, and partnering with over three hundred area rescues to transfer animals through our Homeward Bound programs. We encourage everyone to get involved by being a responsible pet owner, adopting the newest member of your family, becoming a volunteer team member, or supporting CACC with an in-kind donation.

The reports below detail the total number of impoundments, the number of companion animal (dog & cat) impoundments, the number of animal transfers to licensed animal welfare organizations, the number of animals euthanized by CACC, and CACC animal placement percentage since 2006.

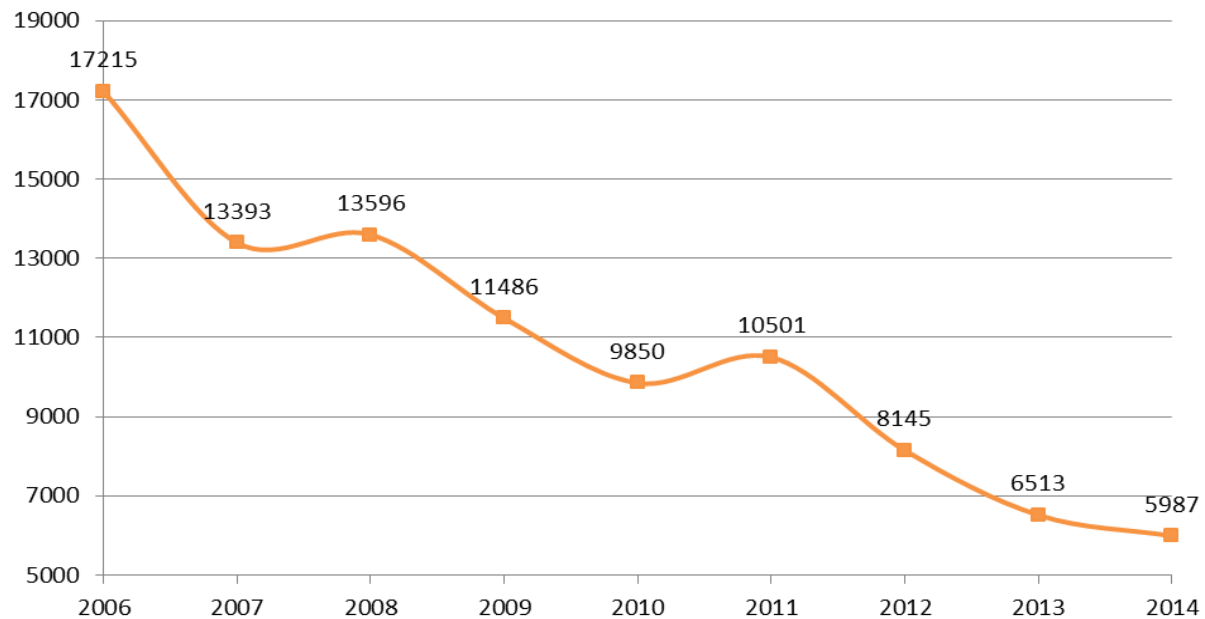


**Impoundments.** This graph shows both the total number of animal impoundments and the number of dog and cat impoundments between 2006 and 2014. Chicago Animal Care and Control is the city's only open admission municipal shelter, which means we will not turn away an animal regardless of condition or species. In addition to the stray and injured animals impounded by our staff in the field, we also receive animals relinquished by their owners and stray animals brought to our shelter by concerned citizens. The department's goal is to reduce the overall number of animals impounded each year. We believe this can be achieved by aggressive spay neuter programs and responsible pet ownership. For more information on what it means to be a responsible pet owner, please visit our website.



**Animal Placement.** This graph shows the percentage of total animal placements each year between 2006 and 2014. Animal placements (also known as “live outcomes”) include: animals reunited with their owners through our redemption program, animals adopted from CACC, and animals transferred as part of our homeward bound transfer program. We determine this percentage by combining the number of animals redeemed, adopted and transferred and dividing that figure by the total number of animals impounded. Note: This chart is adjusted for animals that arrive at the shelter already deceased. It has not been adjusted for animals that arrive at the shelter severely ill and are untreatable. It also does not adjust for ill or elderly animals relinquished by an owner requesting humane euthanasia services. Further, it does not adjust for native wildlife impoundments.

## Humane Euthanasia (2006-2014)



**Euthanasia.** CACC is working hard to increase the number of healthy animals placed in homes. This graph shows the number of animals euthanized by CACC between 2006 and 2014. This includes animals that were brought to CACC critically injured or severely ill. It also includes animals that were brought to CACC by an owner requesting humane euthanasia. By responsible pet ownership Chicago can work as a community to reduce the number of homeless pets in the city.

**Animal Transfers.** This graph shows the number of animals transferred to rescue groups, humane societies and other agencies through CACC's Homeward Bound transfer program between 2006 and 2014. In 2014, CACC worked with over 170 local area rescues who transferred animals from the facility. These transfer groups in turn work to place these animals in loving homes. To become an authorized transfer partner please visit our website.

## Animal Transfers (2006-14)

