

# ★ ★ UNLOCKING BUILDING ENERGY SAVINGS ★ ★

FIVE-FOLD INCREASE IN 2015 CHICAGO ENERGY BENCHMARKING PARTICIPATION REVEALS POTENTIAL SAVINGS OF \$184 MILLION

★ Energy Use Information and Transparency Make Chicago More Livable, Competitive and Sustainable



★ Seizing the Opportunity


to strengthen Chicago's economy and environment



Chicago buildings spend **\$3 BILLION** per year on energy



Building energy use drives **71% OF CITYWIDE GREENHOUSE GAS (GHG) EMISSIONS**



Energy accounts for up to **30% OF BUILDING OPERATING COSTS**

★ Annual Savings Potential

from raising building sector performance

★ All 77 Chicago Neighborhoods

have buildings that reported energy use



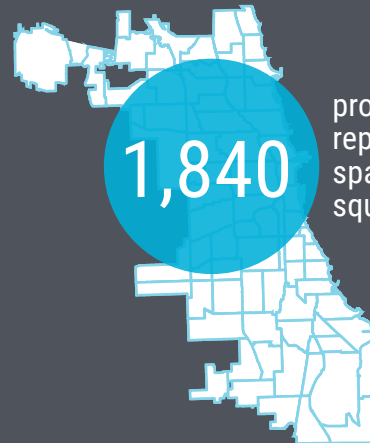
**13-24% ENERGY SAVINGS**



**\$100MM-184MM COST SAVINGS**



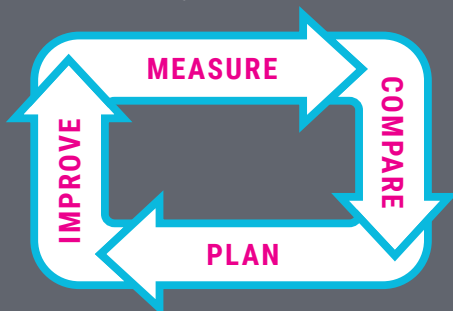
**795,000-1.4MM TONS OF AVOIDED GHG EMISSIONS** (equivalent to removing 167,000-306,000 cars from the road)



properties reported in 2015, spanning 614MM square feet

★ Take Action Now

to improve your building's energy performance



- ▶ Learn more: [www.CityofChicago.org/EnergyBenchmarking](http://www.CityofChicago.org/EnergyBenchmarking)
- ▶ Compare 2015 building performance: [www.CityofChicago.org/2015EnergyData](http://www.CityofChicago.org/2015EnergyData)
- ▶ Make a plan to reduce energy costs: [1.usa.gov/1NS3QqN](http://1.usa.gov/1NS3QqN)

Next Reporting Deadline: **June 1, 2016**